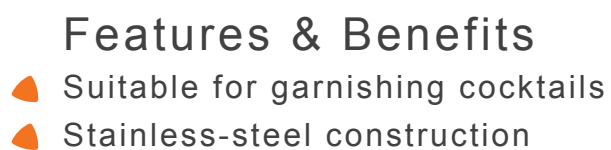


TM

46/X-076	Chrome
46/X-076-PB	Platinum Black
46/X-076-G	Gold
46/X-076-C	Copper



A diagram of a vertical rod with a horizontal section at the top. The vertical section is labeled 'A' and the horizontal section is labeled 'B'.

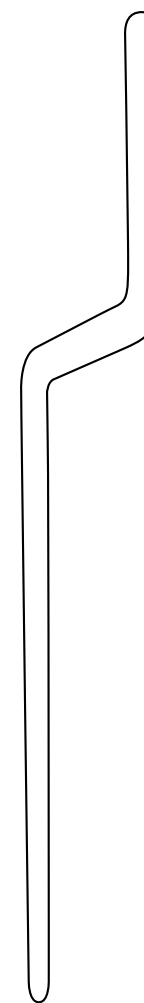
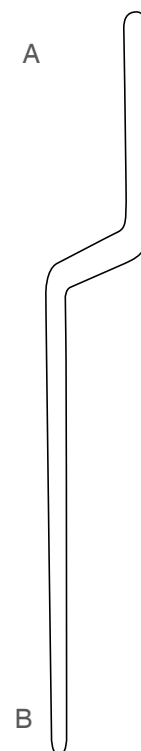
TM

Tweezer Anatomy

Washing & Caring



A. Grip end
B. Tweezer end



The **ProTweezer™** can be cleaned by wiping with a soft cloth that has been immersed in warm/soapy water. Ensure that all tools are entirely dry after washing

NEVER CLEAN WITH
ABRASIVE MATERIAL
OR HARSH CLEANING
CHEMICALS/SOLVENTS
THOROUGHLY DRY
AFTER CLEANING



NEVER PLACE ANY
PART INTO A
GLASS WASHER,
DISH WASHER OR
BOILING WATER

