

## Microphone Mic-M2S >>> User Manual

Thank you for choosing SYNCO product.  
Please read this manual carefully before use and follow all instructions mentioned herein.

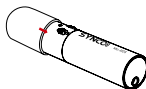
### Caring For Your SYNCO Product

- Please keep the product in a dry, clean, dust-free environment.
- Keep corrosive chemicals, liquids and heat source away from the product to prevent mechanics damage.
- Use only a soft and dry cloth for cleaning the product.
- Malfunction may be caused by dropping, impact of external force.
- Do not attempt to disassemble the product. Doing so voids warranty.
- Please have the product checked or repaired by authorized technicians if any malfunctions happened.
- Remove the battery for long time storage.
- Failure to follow all the instructions may result in mechanics damage.
- Warranty does not apply to human errors.

### Operations

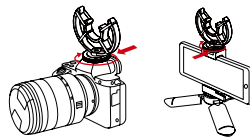
#### 1. The Use of Wind Muff

Please install the wind muff to the microphone for wind noise suppression.



#### 2. The Use of Microphone

1) Attach the shock mount to your device via the cold shoe or 1/4" screw hole on the bottom of the shock mount.



2) Mount the microphone onto the shock mount, and connect the microphone with your device via the 3.5mm TRS camera cable or the 3.5mm TRRS phone cable.



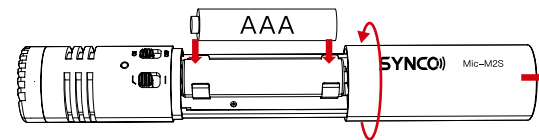
3) Turn on the microphone and run the audio/video recording application in your device.

#### 3. Indicator Instruction

Indicator	Green	Blue
Microphone Status	Power On	Low-cut Function On

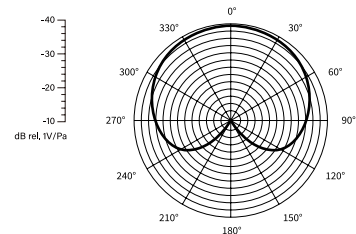
#### 4. Battery Replacement

SYNCO Mic-M2S uses a replaceable AAA battery. Please install or replace the battery as shown below.



### Specifications

#### 1. Polar Pattern: Cardioid



## 2. Performance Parameter

Transducer	Electret Condenser
Frequency Response	35Hz-18KHz
Dynamic Range (Typical)	90dB
Signal/Noise	76dB
Maximum SPL	120dB
Sensitivity	-35dB±3dB/ 0dB=1V/Pa,1KHz
Power Requirement	AAA Battery x 1
Output Connector	3.5mm TRS
Battery Life	100H
Dimensions (L x Diam)	90×20.5mm
Weight	32g

## Warranty

### Warranty Period

Thank you for purchasing SYNCO products.

1. Customers are entitled to free replacement or repair service in case of quality defect(s) found in the product under normal use within 30 days upon receipt of the product.

2. Original SYNCO products are entitled to **12-month** limited warranty service. The warranty period begins on the date of purchase of brand new, unused products by the first end-user.

Within the warranty period, if product defect or failure is attributable to material deflection or technological problem, the defective product or defective part will be repaired or replaced without charge (service and materials fee).

### Warranty Exclusions and Limitations

- Faults resulted from inappropriate use of a product without following its operation specification
- Artificial damage, e.g. crash, squeeze, scratch, or soaking

- Modifications to a product by its user or a third party without prior written consent of SYNCO, e.g. replacement of element or circuit, label alteration
- The code on product is inconsistent with that of warranty certificate, or the code on the product or warranty certificate is altered or torn off
- All consumable accessory attached to a product, like cable, wind muff, battery
- Faults as a result of force majeure, such as fire, flood, lightning, etc.

### Warranty Claim Procedure

- If failure or any problem occurs to your product after purchase, please contact a local agent for assistance, or you can always contact SYNCO's customer service through email at [support@syncoaudio.com](mailto:support@syncoaudio.com).
- Please retain your sales receipt and warranty certificate as proof of purchase. If any of these documents is missing, only sales return or chargeable service will be provided.
- If the SYNCO product is out of the warranty coverage, the service and the parts cost will be charged.

### Guangzhou Zhiying Technology Co., Ltd

📍 Block 15th, No.200 Fangcun Avenue East, Liwan District, Guangzhou, China, 510000  
✉ [support@syncoaudio.com](mailto:support@syncoaudio.com)  
🌐 [www.syncoaudio.com](http://www.syncoaudio.com)  
🌐 <https://www.facebook.com/syncomicrophones>

## WARRANTY CERTIFICATE

Please register your warranty. Meanwhile, you are welcomed to contact us via Email: [support@syncoaudio.com](mailto:support@syncoaudio.com)

USER INFORMATION	Customer Name:
	Phone Number:
	Email:
SALES INFORMATION	Address:
	Sales Date:
	Model:
	Product Code:
REPAIR RECORD	Dealer:
	Service Date:
	Technician:
	Issue:

RESULT

Solved

Unsolved

Returned(Replaced)