

# ASTRA<sup>TM</sup>

ARTFULLY ENGINEERED



ESPRESSO MACHINES

STEAMERS

ACCESSORIES & UPGRADES



ESPRESSO MACHINES | PG 4



STEAMERS | PG 14



ACCESSORIES | PG 16

## OUR PROMISE

Artfully engineered by an aerospace engineer using simple modular designs, Astra delivers highly reliable, affordable machines that have been produced in Los Angeles, CA since 1993. Engineered for both aesthetic and efficiency excellence, Astra products are remarkably durable and exceptional at delivering uncompromising espresso time after time.

### High Quality Machines

#### Unmatched performance and top-of-the-line quality

- All steel chassis
- All metal internal brewing mechanism
- Aerospace-grade hosing and wiring components

### Simple, Sophisticated Design

#### Modular parts combined with intuitive features

- Built to easily install, operate, and maintain
- Intelliprogram™\* smart features offer innovative capabilities
- Uncomplicated water and electrical hook up

### Exceptional Service

#### Unparalleled tech support team available to help with questions and repairs

- Nationwide service and training options
- Phone support for troubleshooting

### Global Excellence

#### Locally constructed with world class standards

- All parts stocked in the USA
- Handcrafted in the USA
- US-standard parts

\*available on select products.

## Astra Espresso Machine Product Line

Automatic

### SA Super Automatic

Anyone can produce barista-made quality with Astra's fully automated machines which produce up to 16 drink selections with the touch of a button. Intelliprogram™ smart features include pre-infusion options, programmable power cycling, management reporting and troubleshooting capabilities. Refrigerator option is fully integrated with self-cleaning process for food safety and ease of use. Available mobile cart with storage and configuration that can operate from a standard 110 V outlet.

**Super Automatic Machines | A2000, SM111, SM222  
Cart Option | CAR100**

### A Automatic

Creating the perfect blend of artistry and consistency, Astra's automatic range provides portion control with the touch of a button. Designed for high output with the addition of a self-tamping, high-density group head, nickel plated copper boiler and a temperature stabilizing thermocycling system.

**Automatic Machines | ASTRA PRO-A, GAP022, GAP022-1, GA021, GA021-1, M1011, M1011-1, M2C014, M2C014-1, M2012, M3013**

### T Traditional

Astra's traditional espresso machines give the barista full control while crafting the perfect cup. Self-tamping, high-density group head, nickel plated copper boiler and temperature stabilizing thermocycling system make this the perfect choice for any operator offering specialty coffee.

**Traditional/ Semi Automatic Machines | ASTRA PRO-S, GS022, GS022-1, GSP023, GSP023-1, M1S016, M2CS019, M2S017, M3S018**

Manual

## Astra Product Line Specifications

	Product Capability (Cups/hr*)	Boilers (L)	Power (Volts & Amps)	Heating Element (Watts)	Weight (Lbs)	Width (In)	Depth (In)	Height (In)	Thermo-Circulation System	Procon Pump	
Super Automatic	<b>Astra 2000</b> 2 Step Automatic	130-180	4.2	110-220 20	2000-2700	150	15	23	38	Digital Temp Control	✓
	<b>SM Series</b> Single Hopper	120-150	4.2	110-220 20	2000-2700	150	22	23	38	Digital Temp Control	✓
		Continuous	7.0	220 30	4800	155	22	23	38	Digital Temp Control	✓
	<b>SM Series</b> Double Hopper	120-150	4.2	110-220 20	2000-2700	150	22	23	38	Digital Temp Control	✓
Automatic/ Traditional	<b>Mega I</b> Automatic/Semi Automatic Automatic Steam Option	180-240	7.0	110-220 20-15	2000-2700	115	19.25	19.5	22	✓	✓
	<b>Mega II</b> Automatic/Semi Automatic Automatic Steam Option	480	12.5	220 30	4500	150	27.25	19.5	22	✓	✓
	<b>Mega III</b> Automatic/Semi Automatic Automatic Steam Option	720	17.0	220 30	5500	185	35.5	19.5	22	✓	✓
	<b>Mega II Compact</b> Automatic/Semi Automatic Automatic Steam Option	360	7.0	110-220 20	2000-2700	125	19.25	19.5	22	✓	✓
	<b>GA/GAP</b> Automatic/Pourover	180-200	4.2	110-220 20	2000-2700	80	13	20	17	✓	✓
	<b>GS/GSP</b> Semi-Automatic/Pourover	180-200	4.2	110-220 20	2000-2700	80	13	20	17	✓	✓
Steamers	<b>Astra Pro/ Pro-S</b>	120	2.6	110 20	1300	45	11	18	15	✓	
	<b>Astra Steamer</b> Automatic/Semi Automatic	--	4.2	110-220 20-15	2000-2700	70	13	20.5	17	N/A	✓
		--	7.0	220V 30	4800	80	13	17-20.5	21	N/A	✓

\*based on testing with 220V machine.



# Super Automatic

EFFICIENT. INTELLIGENT. EFFORTLESS.

Astra's Super Automatic series with Intelliprogram™ smart features allows anyone to deliver the perfect drink every time with the touch of a button. Fully automated from bean grinding to pressurized pouring, these machines are easy to operate and maintain.



**1 Step Super Automatic**  
Double Hopper with Refrigerator SM222  
Single Hopper with Refrigerator SM111



**2 Step Super Automatic**  
Double Hopper with Steam Wand  
ASTRA 2000

## SM SERIES

- Capable of producing up to 14 different drinks
- Fully integrated refrigerator
- Automatically cleans and rinses components every 15 minutes and after every drink
- Vacuum valve prevents milk from entering the boiler
- Intelliprogram™ smart features
  - Programmable dosing
  - Pre-infusion capabilities
  - Management reporting and trouble shooting capabilities
  - Programmable 'on/off' feature ensures machine powers up/down on time everyday
- Quiet internal motor with rotary-vane Procon pump
- Easy plumbed water connection & drain hook-up
- Digital temperature control
- Available in 110 and 220 volts
- 7 liter boiler capacity option available

## ASTRA 2000

- Capable of producing up to 7 different drinks
- Automatic steam wand with self regulating temperature sensor, automatically turns off when milk reaches necessary temperature
- Vacuum valve prevents milk from entering the boiler
- Automatically cleans and rinses brew mechanism every 10 minutes
- Intelliprogram™ smart features
  - Programmable dosing
  - Pre-infusion capabilities
  - Management reporting and trouble-shooting capabilities
  - Programmable 'on/off' feature ensures machine powers up/down on time everyday
- Quiet internal motor with rotary-vane Procon pump
- Easy plumbed water connection & drain hook-up
- Digital temperature control
- Available in 110 and 220 volts
- 7 liter boiler capacity option available

	SM111	SM111-1	SM222	SM222-1	Astra 2000	Astra 2000-1
<b>Cups/hr*</b>	150	120	150	120	180	130
<b>Watts</b>	2700	2000	2700	2000	2700	2000
<b>Volts</b>	220	110	220	110	220	110
<b>Amps</b>	20	20	20	20	20	20
<b>Water</b>	Plumbed	Plumbed	Plumbed	Plumbed	Plumbed	Plumbed
<b>Boiler Capacity (L)</b>	4.2	4.2	4.2	4.2	4.2	4.2
<b>Width (in)</b>	22	22	22	22	15	15
<b>Depth (in)</b>	23	23	23	23	23	23
<b>Height (in)</b>	38	38	38	38	38	38

**Certifications** ETL listed to NSF-4, UL 197, and CSA C22.2 No. 109

\*based on testing with 220V machine.

# AUTOMATIC

DESIGNED TO MAXIMIZE OUTPUT

The perfect blend of artistry and consistency, Astra's Automatic espresso machines provide perfect portion control with the touch of a button. Designed for high output with the addition of a self-tamping, high-density group head, nickel plated copper boiler and a temperature stabilizing thermocycling system.



\* Stainless steel & color panel options available.



Astra's thermocycling system combined with high-density group head delivers superior temperature consistency.



Gourmet Automatic GA021 <sup>Ⓜ</sup>



MEGA I Automatic M1011



MEGA II Compact Automatic M2C014



MEGA II Automatic M2012



MEGA III Automatic M3013

## MEGA I/ MEGA II/ MEGA III AUTOMATIC SERIES

- Automatic dosing
- Self-tamping group head, non tamping option available
- Manual steam controls, automated option available
- Manual hot water controls
- Easy plumbed water connection & drain hook-up
- Quiet internal motor with rotary-vane Procon pump
- Thermocycling system combined with a high-density group head achieves precise temperature control in high volume use
- Stainless steel & color panel options available, pg 16

	GA021-1	GA021	M1011-1	M1011	M2C014-1	M2C014	M2012	M3013
<b>Cups/hr*</b>	180	180	180-240	180-240	360	360	480	720
<b>Watts</b>	2700	2700	2000	2700	2000	2700	4500	5500
<b>Volts</b>	110	220	110	220	110	220	220	220
<b>Amps</b>	20	20	20	20	20	20	30	30
<b>Water</b>	Plumbed	Plumbed	Plumbed	Plumbed	Plumbed	Plumbed	Plumbed	Plumbed
<b>Boiler Capacity (L)</b>	4.2	4.2	7	7	7	7	12.5	17
<b>Width (in)</b>	13	13	19.25	19.25	19.25	19.25	27.25	35.5
<b>Depth (in)</b>	20	20	19.5	19.5	19.5	19.5	19.5	19.5
<b>Height (in)</b>	17	17	22	22	22	22	22	22
<b>Portafilters (single/double)</b>	1/1	1/1	1/1	1/1	1/2	1/2	1/2	1/3
<b>Certifications</b>	ETL listed to NSF-4, UL 197, and CSA C22.2 No. 109							

<sup>Ⓜ</sup> Home or light commercial applications needing fewer than ~200 cups/hr

\*based on testing with 220V machine.



# TRADITIONAL

PRODUCE A CRAFTED CUP WITH BARISTA'S CONTROL

Astra's Traditional or Semi-automatic machines put the barista in control to craft the perfect cup. With a self-tamping, high-density group head, nickel plated copper boiler and temperature stabilizing thermocycling system, these machines offer unmatched reliability, quality and simplicity.



\* Stainless steel & color panel options available.



Astra's thermocycling system combined with high-density group head delivers superior temperature consistency.



Gourmet Semi-Automatic GS022 <sup>Ⓜ</sup>



MEGA 1 Semi-Automatic M1S016



Mega II Semi-Automatic Compact M2CS019



MEGA II Semi-Automatic M2S017



Mega 3 Semi-Automatic M3S018

## MEGA I/ MEGA II/ MEGA III TRADITIONAL SERIES

- Manual dosing
- Self-tamping group head, non tamping option available
- Manual steam controls, automated option available
- Manual hot water controls
- Easy plumbed water connection & drain hook-up
- Quiet internal motor with rotary-vane Procon pump
- Thermocycling system combined with a high-density group head achieves precise temperature control in high volume use
- Stainless steel & color panel options available, pg 16

	GS022-1	GS022	M1S016-1	M1S016	M2CS019-1	M2CS019	M2S017	M3S018
<b>Cups/hr*</b>	180	200	180	240	270	360	480	720
<b>Watts</b>	2000	2700	2000	2700	2000	2700	4500	5700
<b>Volts</b>	110	220	110	220	110	220	220	220
<b>Amps</b>	20	20	20	20	20	20	30	30
<b>Water</b>	Plumbed	Plumbed	Plumbed	Plumbed	Plumbed	Plumbed	Plumbed	Plumbed
<b>Boiler Capacity (L)</b>	4.2	4.2	7.0	7.0	7.0	7.0	7.0	17.0
<b>Width (in)</b>	13	13	19.25	19.25	19.25	19.25	27.5	35.5
<b>Depth (in)</b>	20	20	19.5	19.5	19.5	19.5	19.5	19.5
<b>Height (in)</b>	17	17	22	22	22	22	22	22
<b>Portafilters (single/double)</b>	1/1	1/1	1/1	1/1	1/2	1/2	1/2	1/3
<b>Certifications</b>	ETL listed to NSF-4, UL 197, and CSA C22.2 No. 109							

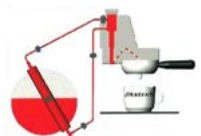
<sup>Ⓜ</sup> Home or light commercial applications needing fewer than ~200 cups/hr

\*based on testing with 220V machine.

# POUROVER

PORTABLE AND FREE FROM PLUMBING

Astra Pourover machines bring the café experience right to your home or business. Thermocycling system provides absolute temperature consistency and quality coffee to deliver the perfect cup everytime.



Astra's thermocycling system combined with high-density group head delivers superior temperature consistency.



Automatic  
GAP022 <sup>Ⓜ</sup>



Semi-automatic  
GSP023 <sup>Ⓜ</sup>



Semi-automatic Steam, PRO-S  
Automatic Steam, PRO-A <sup>Ⓜ</sup>

## G- SERIES

- Automatic or manual dosing available
- Low water safety system with alarm
- Manual steam and hot water controls
- Hot water spout
- Quiet internal motor with rotary-vane Procon pump
- Thermocycling system combined with a high-density group head achieves precise temperature control in high volume use
- Self-tamping, non-tamping option available per request

## PRO- SERIES

- Manual dosing
- Low water safety system with alarm
- Automatic steam wand available
- Thermocycling system combined with a high-density group head achieves precise temperature control in high volume use
- Self tamping, non-tamping option available per request
- Lightweight, smaller footprint favorable for light commercial or home use

	GAP022-1	GAP022	GSP023-1	GSP023	PRO-A	PRO-S
<b>Cups/hr*</b>	180	200	180	200	120	120
<b>Watts</b>	2000	2700	2000	2700	1300	1300
<b>Volts</b>	110	220	110	220	110	110
<b>Amps</b>	20	20	20	20	20	20
<b>Water</b>	Tank	Tank	Tank	Tank	Tank	Tank
<b>Boiler Capacity (L)</b>	4.2	4.2	4.2	4.2	2.6	2.6
<b>Width (in)</b>	13	13	13	13	11	11
<b>Depth (in)</b>	20	20	20	20	18	18
<b>Height (in)</b>	17	17	17	17	15	15
<b>Portafilters (single/double)</b>	1/1	1/1	1/1	1/1	1/0	1/0
<b>Certifications</b>	ETL listed to NSF-4, UL 197, and CSA C22.2 No. 109					

<sup>Ⓜ</sup> Home or light commercial applications needing fewer than ~200 cups/hr


\*based on testing with 220V machine.



# STEAMERS

POWERFUL MACHINES TO SUIT EVERY NEED

Increase output in your café with a dedicated steamer or use it to create an endless menu of specialty drinks including hot chocolate, juice, tea, and smoothies - a great option to cook scrambled eggs or reconstitute soup as well. These reliable machines are built to last and are easy to maintain.




Semi-Automatic Pour-over  
STP1800 <sup>h</sup>




Semi-Automatic  
STS1800 <sup>h</sup>  
STS2400  
STS4800



Automatic  
STA1800  
STA2400  
STA4800



Automatic Pour-over  
STA1300 <sup>h</sup>



Semi-Automatic Pour-over  
STS1300 <sup>h</sup>

- Vacuum valve prevents milk from entering the boiler
- Low water safety system with alarm
- Vibration pump
- Lightweight, no plumbing required

## STP/ STS/ STA- SERIES

- Vacuum valve prevents milk from entering the boiler
- Low water safety system with alarm, pourover machines only
- Quiet internal motor with rotary-vane Procon pump

	STS 1300	STA 1300	STP 1800	STS 1800	STS 2400	STS 4800	STA 1800	STA 2400	STA 4800
<b>Watts</b>	1300	1300	2000	2000	2700	4800	2000	2700	4800
<b>Volts</b>	110	110	110	110	220	220	110	220	220
<b>Amps</b>	20	20	20	20	20	30	20	20	30
<b>Water</b>	Tank	Tank	Tank	Plumbed	Plumbed	Plumbed	Plumbed	Plumbed	Plumbed
<b>Boiler Capacity (L)</b>	2.6	2.6	4.2	4.2	4.2	7.0	4.2	4.2	7.0
<b>Width (in)</b>	11	11	13	13	13	13	13	13	13
<b>Depth (in)</b>	18	18	20.5	20.5	20.5	20.5	20.5	20.5	20.5
<b>Height (in)</b>	15	15	17	17	17	17	17	17	21
<b>Certifications</b>	ETL listed to NSF-4, UL 197, and CSA C22.2 No. 109								

<sup>h</sup> Home or light commercial applications needing fewer than ~200 cups/hr



# GRINDERS

A CRUCIAL COMPONENT OF THE BREWING PROCESS



Semi-Automatic HGS 007 <sup>Ⓜ</sup>



Automatic MG 008



Semi-Automatic MG 006



Silent Automatic MG 200



Silent Semi-Automatic MG 300



Super Automatic MG 100

	HGS 007	MG 006	MG 008	MG 300	MG 200	MG 100
<b>Watts</b>	285	350	350	350	350	350
<b>Volts</b>	110	110	110	110	110	110
<b>Weight (lbs)</b>	20	30	32	27	27	30
<b>Hopper Capacity (lbs)</b>	1.0	2.2	2.2	2.2	2.2	2.2
<b>Width (in)</b>	5.5	7.0	7.0	7.0	7.0	9.0
<b>Height (in)</b>	15.0	22.0	22.0	22.0	22.0	22.0
<b>Certifications</b>	ETL listed to NSF-4, UL 197, and CSA C22.2 No. 109					

<sup>Ⓜ</sup> Home or light commercial applications needing fewer than ~200 cups/hr

# MACHINE UPGRADES


ENHANCED AND GOURMET OPTIONS

Astra's entire line of espresso machines can be enhanced to provide a wonderful blend of nostalgia and hi-tech appeal.

- Specialty wrap around are available in stainless steel, copper flat, copper hammered, brass or chrome
- Dome tops are available in copper flat, copper hammered, brass or chrome
- Oval side panels are available in copper flat, copper hammered, brass or chrome



## AVAILABLE COLORS




Silvertone




Coppertone




Custom colors (available upon request)



Red (Standard)



Blue (Standard)



Black (Standard)

# ASTRA CART

PORTABLE. VERSATILE. SELF-CONTAINED.

Cater to customers on the move with the Astra Super Automatic Cart. Fully self-contained and compatible with a standard outlet, you can pair your Astra Super Automatic espresso machine with our rolling cart for extra storage and mobility.



The Astra Cart is compatible with:

- Astra 2000 / Astra 2000-1
- Astra Super Automatic-SM111/ SM111-1
- Astra Super Automatic-SM222/ SM222-1

	ESPRESSO MACHINES SOLD SEPARATELY						
	CAR100	SM111	SM111-1	SM222	SM222-1	Astra 2000	Astra 2000-1
<b>Cups /hr*</b>	NA	150	120	150	120	180	130
<b>Watts</b>	NA	2700	2000	2700	2000	2700	2000
<b>Volts</b>	NA	220	110	220	110	220	110
<b>Amps</b>	NA	20	20	20	20	20	20
<b>Water</b>	Tank	Plumbed	Plumbed	Plumbed	Plumbed	Plumbed	Plumbed
<b>Boiler Capacity (L)</b>	NA	4.2	4.2	4.2	4.2	4.2	4.2
<b>Width (in)</b>	26	22	22	22	22	15	15
<b>Depth (in)</b>	26	23	23	23	23	23	23
<b>Height (in)</b>	35 69 with machine	38	38	38	38	38	38

**Certifications** ETL listed to NSF-4, UL 197, and CSA C22.2 No. 109

\*based on testing with 220V machine.

# CAFE ACCESSORIES

COMPLEMENTARY ITEMS FOR YOUR MACHINE

## ACCESSORIES



KO 011 W  
Knockout Box  
Wall-Mount



KO 011 C  
Knockout Box  
Countertop



SP 04  
Steam Pitcher  
33OZ



SP 04A  
Steam Pitcher  
50 OZ



TH 010  
Thermometer

## MAINTENANCE



PC 003  
Group Cleaning Solution  
Cleans & descales machine



S10033  
Frother Cleaning Solution  
Clean frother at end of day,  
every day of use



CB009, Cleaning Brush for Head  
S10242, Small Cleaning Brush  
S10241, Large Cleaning Brush



BH2 Cartridge



ESO 7 Cartridge

Pentair Everpure is one of the most recognized & trusted brands; their cartridges deliver premium quality water for coffee applications.

## PORTAFILTERS



A10091  
Double Portafilter  
2 spouts, larger basket



A10090  
Single Portafilter  
1 spout



A10091-N  
Naked/Bottomless  
Portafilter



A10072  
Blank Filter  
For cleaning



INQUIRE  
Portafilter available for  
Espresso Pod Use

## Standard Warranty

- 2 year parts, 1 year labor warranty on all Astra machines\*
- Machine set up/start up training and annual maintenance programs available
- Protect your investment with our subscription service: annual maintenance kit and monthly cleaning product options available

\*See website for limits and details



# ASTRA™

ARTFULLY ENGINEERED

Artfully engineered by an aerospace engineer using simple modular designs, Astra delivers highly reliable, affordable machines that have been produced in Los Angeles, CA since 1993. Engineered for both aesthetic and efficiency excellence, Astra products are remarkably durable and exceptional at delivering uncompromising espresso time after time.

Learn more, visit: [astramfr.com](http://astramfr.com)

---

Los Angeles, CA • Spokane, WA

Toll Free: (877) 340-1800

Main: (818) 340-1800