

MERCATO MANUAL

OPN SOUND™

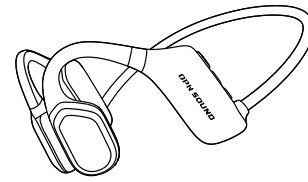


MERCATO USER MANUAL

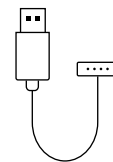


Scan for more languages
opnsound.com/pages/manuals

WHAT'S IN THE BOX

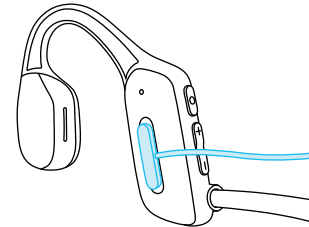


MERCATO headphones



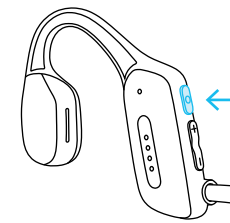
1 Charging cable

1 GETTING STARTED: CHARGE



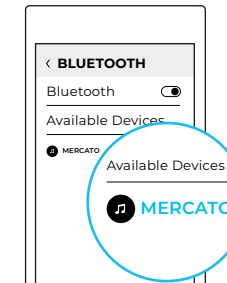
Attach the included magnetic charger.
The LED will be green when charging
and turn white when fully charged.

2 GETTING STARTED: PAIR

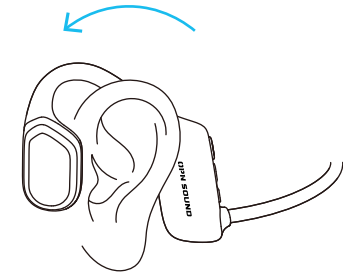


Press and hold for 3 seconds to power on
and MERCATO will automatically enter
pairing mode.

Navigate to your
device's Bluetooth®
settings and select
MERCATO.

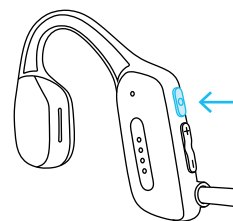


3 GETTING STARTED: WEAR



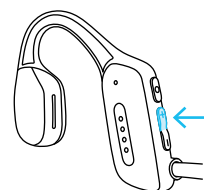
Loop headphones over
and behind ears.

CONTROLS

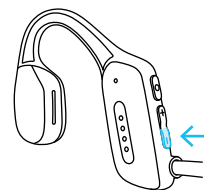


- Power on/off: Press and hold for 3 secs
- Play/pause: Press 1x
- Answer/end call: Press 1x
- Reject call: Press 2x
- Voice assistant: Press 3x
- Restore factory settings: While off,
press and hold for 10 secs

CONTROLS CONTINUED



- Volume up: Press 1x
- Previous track: Press and hold for 3 secs



- Volume down: Press 1x
- Next song: Press and hold for 3 secs

SPECIFICATIONS

Speaker type	Directional audio
Bluetooth	v5.2
Battery life	6 hours
Standby time	160 hours
Charge time	1.5 hours
Weight	28g
Frequency response	20Hz-20KHz
Sensitivity	105 ± 3dB
Waterproof rating	IPX5
Wireless range	30 ft (10 meters)

PRECAUTIONS

1. Listening to loud music for a long time may cause discomfort. Please use medium volume when possible. Do not use high volume for long periods of time.
2. Using headphones will affect your perception of the surrounding environment. Pay attention when using headphones.
3. Do not remove or modify the headphones as this may cause damage or burn out.
4. Do not throw or twist on the headphones.
5. Keep headphones away from fire, hydration and high pressure equipment.
6. Not suitable for children under 10 yrs old. Contains small parts.
7. Do not classify headphones as household waste. Please send them to the local electrical equipment recycling station.
8. The charging pole piece has been treated for anti-corrosion, but seawater is highly corrosive. It is recommended to clean them after being in seawater.

Note: The company does not assume any responsibility for the loss of personal property caused by the violation of the above warnings.

ACTIVATE YOUR LIFETIME WARRANTY



We've got you covered! Register your lifetime warranty here:
opnsound.com/pages/warranty

EU DECLARATION OF CONFORMITY

We, Conduction Labs Inc. DBA OPN Sound, of 4800 N Federal Hwy, Suite B200, Boca Raton, FL 33431 USA, declare under our sole responsibility that the device is in Conformity with the following relevant Union harmonisation legislation:
Radio Equipment Directive (RED) 2014/53/EU

The complete declaration of conformity can be found here:
<https://opnsound.com/pages/documents>

Frequency Range	Max. Transmit Power
2402 - 2480mHz	10 dBm EIRP

MADE IN CHINA

