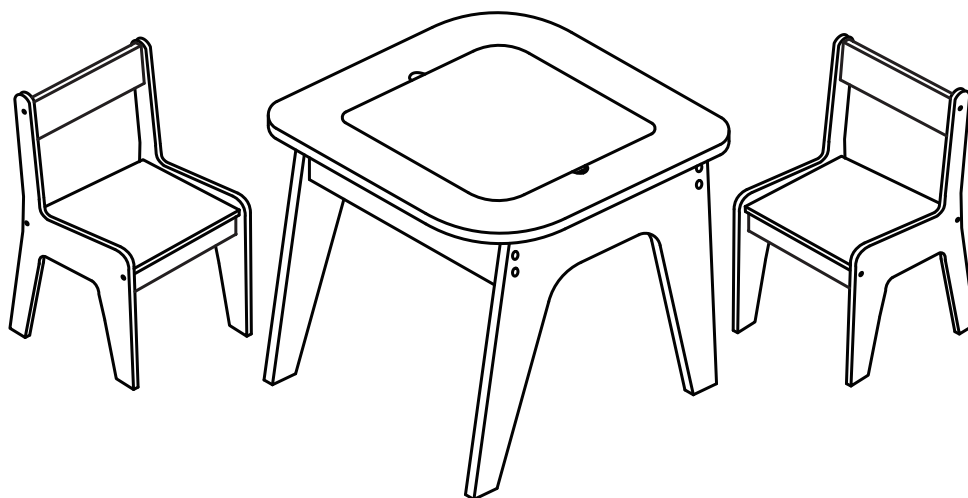
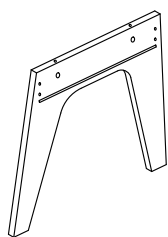


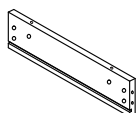
**IMPORTANT! RETAIN THESE INSTRUCTIONS FOR FUTURE REFERENCES.
ASSEMBLY TO BE CARRIED OUT BY A COMPETENT ADULT ONLY.**



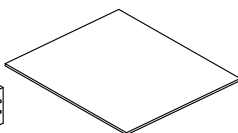
PART LIST



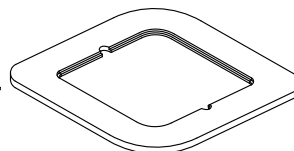
A×2



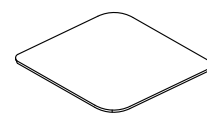
B×2



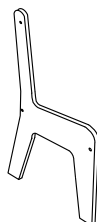
C×1



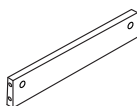
D×1



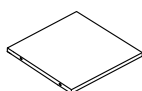
E×1



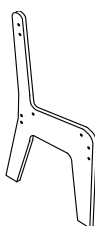
F×2



H×4




I×2



J×2

HARDWARE




K×20



L×20



M×4



N×8



O×20



P×4

TOOLS REQUIRED

1. Phillips Head Screw Driver (not supplied)
2. Flat Head Screw Driver (not supplied)


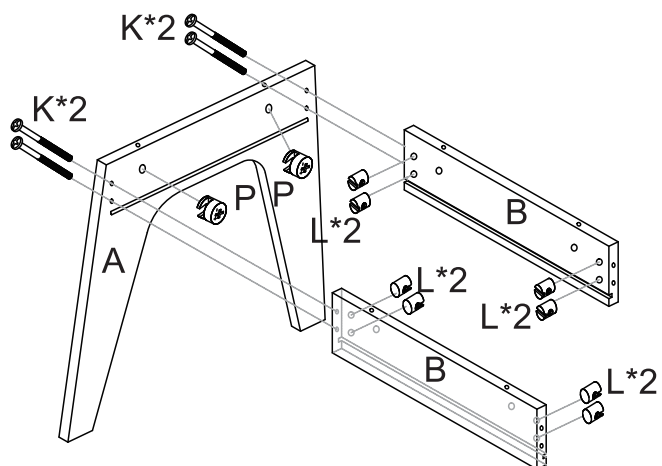
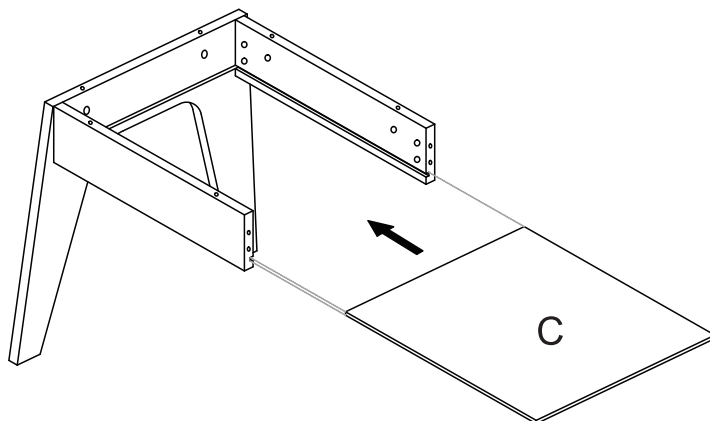


TABLE ASSEMBLY

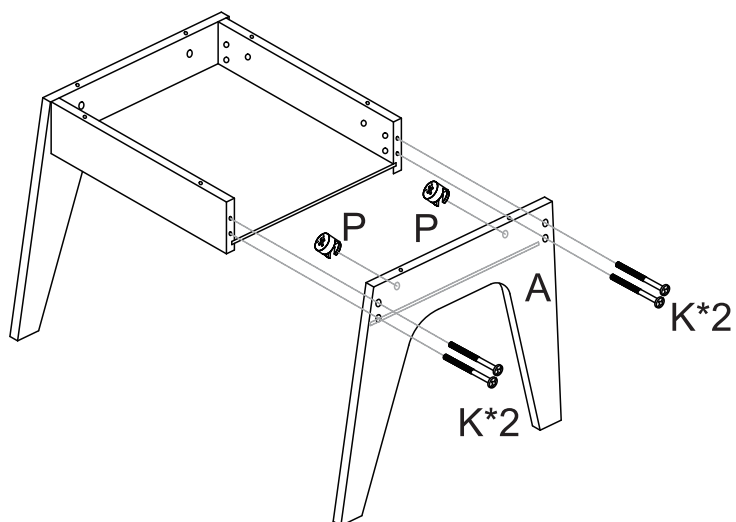
Step 1



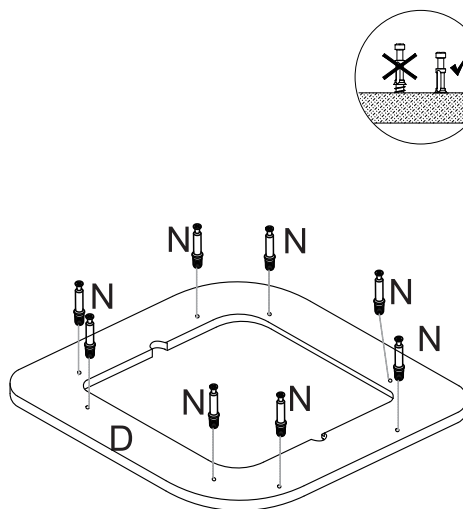
Step 2



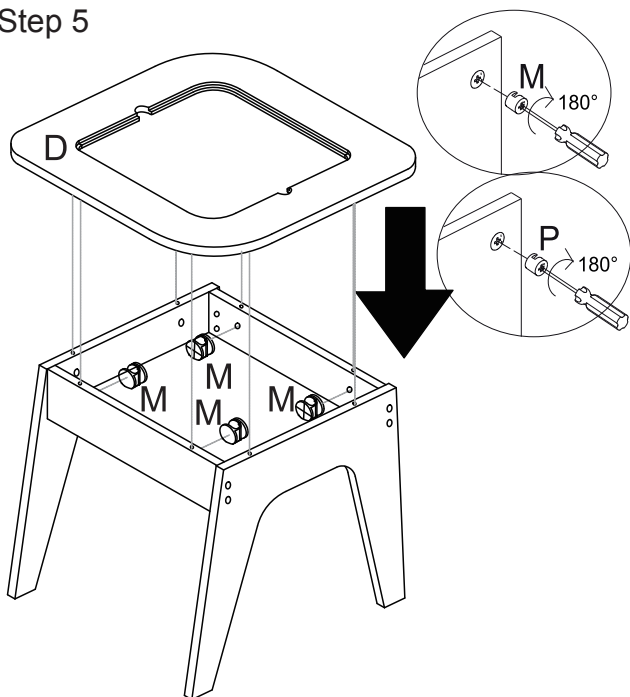
Step 3



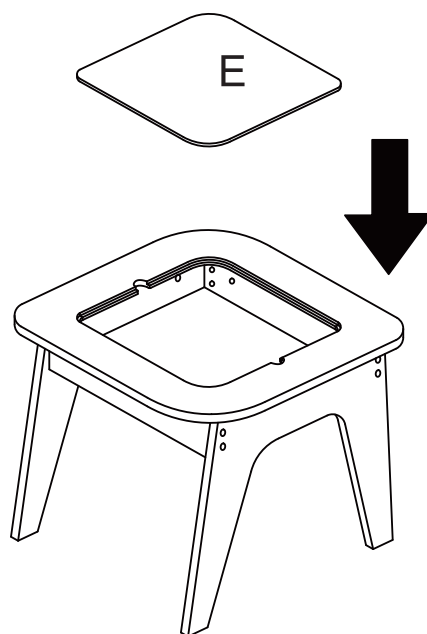
Step 4



Step 5

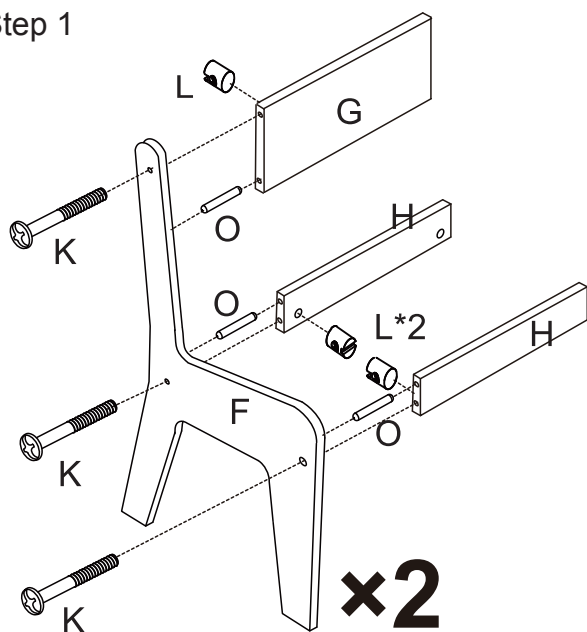


Step 6

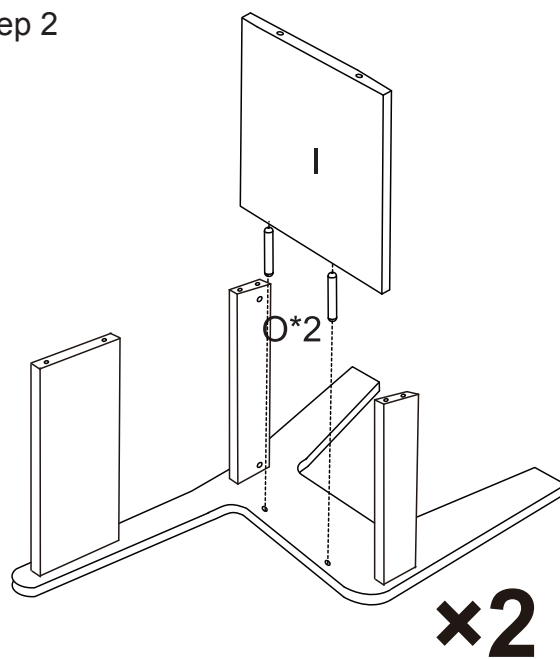


CHAIR ASSEMBLY

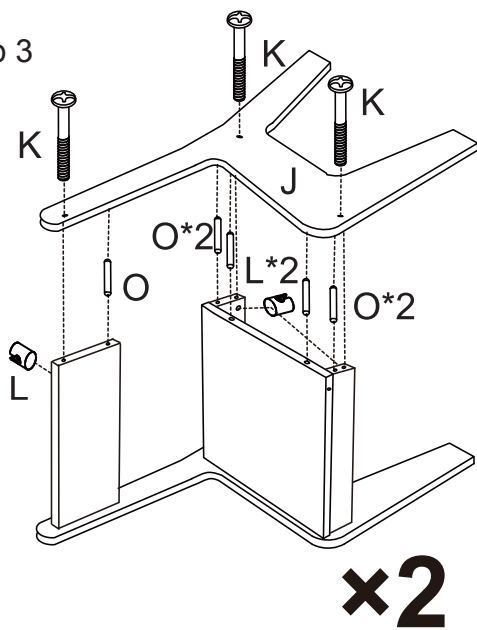
Step 1



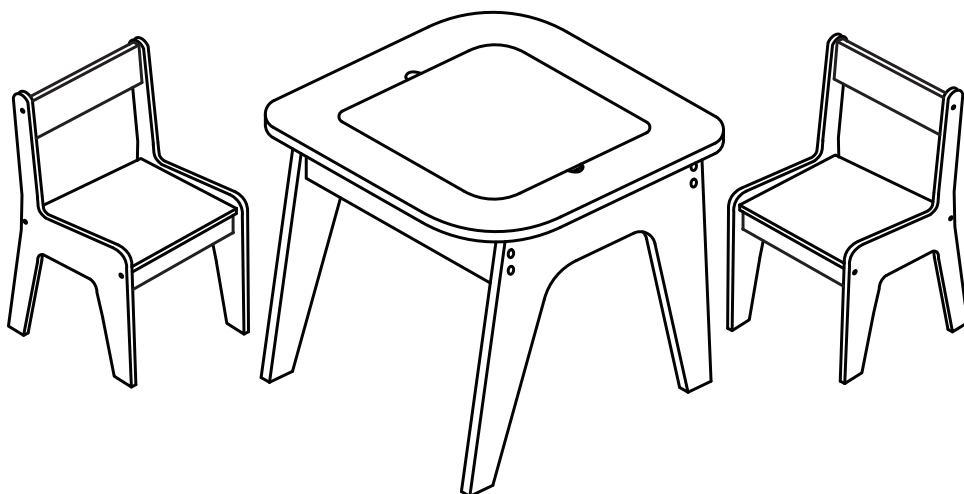
Step 2



Step 3



Complete



CARE/CLEANING INSTRUCTIONS

- Wipe furniture with a soft dry cloth, do not use paper as this may be abrasive to the finish.
- The set should be cleaned with a damp cloth and dried with a dry cloth.
- DO NOT use bleach or chemical solutions to clean the product.
- DO NOT expose to sunlight or other heat sources for a prolonged period.
- DO NOT store or leave outside.
- Periodically check the tightening of legs and screws.

SAFETY TESTED

The product conforms to:

EN71 Part 1:2014+A1:2018 / EN71 Part 2:2020 / EN71 Part 3:2019+A1:2021 / EN17191:2021.
FIRA FRQG C001:2021 / FIRA FRQG C003:2021.

WARNINGS

1. DO NOT use this product if any part is broken, torn or missing. Please contact your supplier and spare parts can be supplied – please use only parts approved by the manufacturer.
2. DO NOT place this product near a window, as it can be used as a step by the child and cause the child to fall out of the window.
3. DO NOT place this product near a window where cords from blinds or curtains may strangle a child
4. Be aware of the risk of open fires and other sources of strong heat in the vicinity of the product.
5. Please keep children away from the work area during assembly of this product – due to possible risk of injury.
6. Dispose of all packaging carefully and responsibly.
7. We advise you to keep these instructions in a safe place in case required for future use.
8. Assembly to be carried out by a competent adult only.
9. This product is suitable for children in the age range of 18 months to 5 years old.
10. The maximum loading weight of the product is 30 KG.