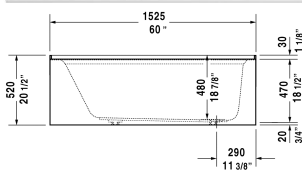
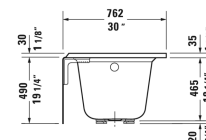
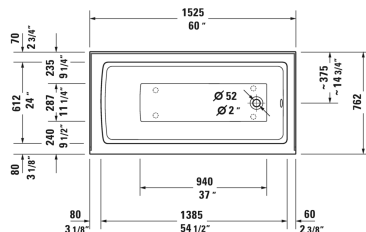


**Architec Bathtub with panel height 19 1/4" # 70035500000090**

| < 60" Inch > |



Bathtub with panel height 19 1/4"	Dimension	Weight	Order number
rectangle, with integrated panel and flange, flange clips, tub feet, drain right, cUPC® listed*, Sanitary acrylic , Filling capacity 26 gal			
<b>Colors</b>			
00 White			
<b>Variant</b>			
Base tub	60" x 30" Inch	88 lb	70035500000090
<b>Infobox</b>			
* Complies with the following standards: CSA B45.5/IAPMO Z124			
<b>Suitable products</b>			
Waste and overflow plastic, Chrome trim,			791224
Flange clips 6 pcs., (included), for Architec bathtubs with integrated panel (height 19 1/4") and flange,			790160
Tub feet 4 pieces, (included), for Architec bathtubs with integrated panel (height 19 1/4") and flange,			790161
Chromed cover fits waste and overflow # 791255,			791225
Waste and overflow brass, Chrome trim,			791255

All drawings contain the necessary measurements which are subject to standard tolerances. They are stated in inch & mm and are non-binding. Exact measurements, in particular for customized installation scenarios, can only be taken from the finished ceramic piece.