


SAINT BONES RING SIZE GUIDE

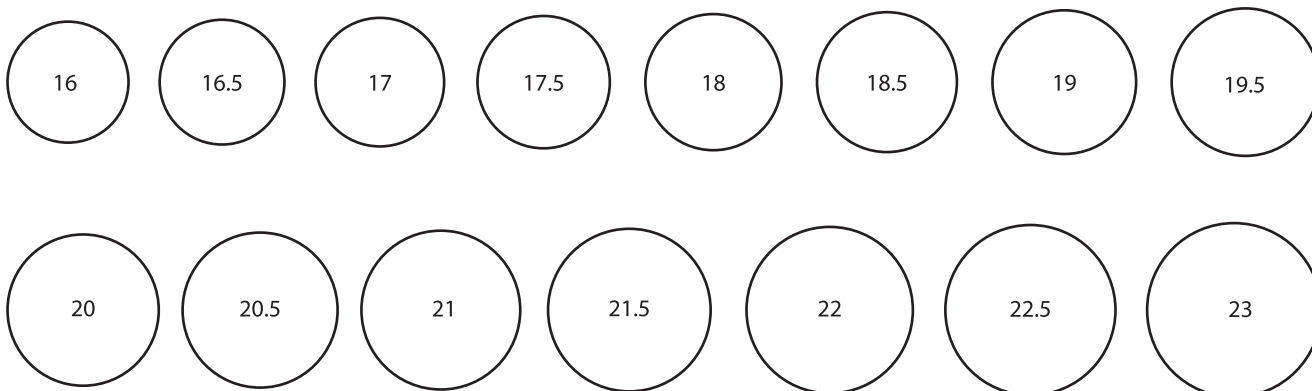


BEFORE USING THE RULER TO FIND YOUR FIT, MAKE SURE THIS GUIDE IS PRINTED ON **A4 SIZE PAPER AND MANUALLY SCALED TO 100%**.

TO CHECK THE ACCURACY OF YOUR PRINTOUT, POSITION A CREDIT CARD ON THE FRAME BELOW. THE SCALE IS CORRECT IF THE CREDIT CARD'S LENGTH AND FRAME SIZE MATCH.

MEASURE BY MATCHING YOUR CURRENT RING

1. CHOOSE A RING YOU ALREADY OWN THAT COMFORTABLY FITS THE FINGER ON WHICH YOU WILL WEAR YOUR NEW SAINT BONES RING.
2. ALIGN YOUR RING WITH THE CIRCLE BELOW THAT MOSTLY MATCHES IN SIZE. THE INNER EDGE OF THE RING SHOULD ALIGN WITH THE OUTER EDGE OF THE CIRCLE. THE NUMBER INSIDE THE RING - IS THE SIZE YOU NEED TO CHOOSE AT SAINT BONES WEBSITE.
3. IF YOUR RING APPEARS TO BE BETWEEN THE SIZES, WE SUGGEST YOU CHOOSING THE LARGER ONE.




MEASURE WITH A RING SIZER


1. CAREFULLY CUT ALONG THE OUTLINE OF THE SIZER. MAKE A SMALL SLIT ON THE LINE ON THE SIDE OF THE SIZER.

2. WRAP THE SIZER AROUND THE FINGER WITH THE NUMBERS FACING OUT.

3. MOVE THE SIZER TO THE LARGER PART OF THE FINGER AND PULL TIGHTLY. THE SIZER MUST FIT SNUGLY TO PRODUCE ACCURATE SIZE.

4. THE NUMBER THAT LINES UP WITH THE SLIT SHOWS THE RING SIZE FOR THAT FINGER.





SAINT BONES RING SIZE GUIDE

Saint Bones Size	Circumference	US Size	UK	JP
16	50.2	5 1/2	L	11
16.5	51.8	6	M	12
17	53.3	6 3/4	N	13
17.5	54.9	7 1/2	O	14
18	56.5	7 3/4	P	16
18.5	58.1	8 1/2	Q+	17
19	59.6	9	S	19
19.5	61.2	9 3/4	T	21
20	62.8	10 1/2	U	23
20.5	64.3	11	V+	24
21	65.9	11 1/2	X	25
21.5	67.5	12 1/4	Y	26
22	69.1	12 3/4	Z	28
22.5	70.6	13 1/2	Z1+	31
23	72.2	14	Z3	32