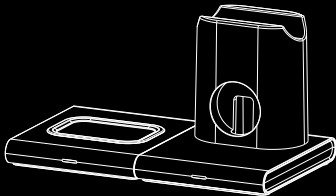




CHARGit
INTELLIGENT WIRELESS CHARGING

FAST WIRELESS MULTI-CHARGER



Please read these instructions carefully before use

www.chargitstore.com info@chargitstore.com 0333 700 8889

CHARGit Wireless Multi-Charger

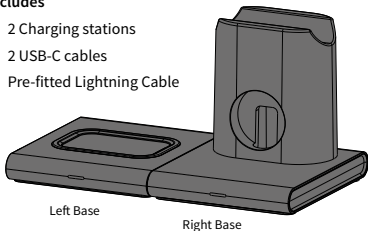
CHARGit's 15 watt fast charger is two charging stations in one. Fully flexible, it can be used together to charge three devices at the same time, or can be used as two independent charging stations, for multiple options.

One charging station is compatible with any qi wireless charging device, the other can be used for Apple's AirPods® and iWatch®*. Both sides can be powered separately, using the USB-C cables included.

Please read this user manual before using and keep it for future reference.

Includes

1. 2 Charging stations
2. 2 USB-C cables
3. Pre-fitted Lightning Cable



*Does not include Apple iWatch® Charger or 3 pin plug

Wireless Charging Instructions

Place your wireless charging compatible device (qi) onto the left charging base. The LED at the front of the charging station will illuminate **GREEN** to show your device is charging.

The CHARGit qi charging base will automatically adjust the required wattage from 5W to 15W in accordance with your device.

Compatible Devices



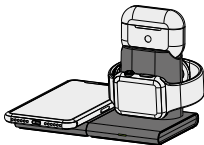
Any qi
Device



Apple
Airpods^{**}



Apple
iWatch^{**}



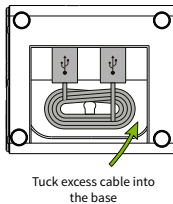
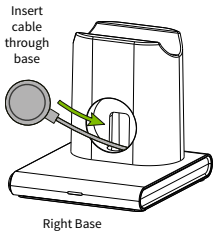
^{**}Phone, iWatch and Airpods
not included

Troubleshooting

qi device not charging	Re-align device onto charging station
	Make sure no magnet/metal is between device and charging station
	Remove device case
iWatch®, AirPods® not charging	Make sure USB is connected correctly

How To Fit The iWatch® Charger

1. On the underside of the right base slide the access panel forward to reveal the pre-installed lightning cable.
2. Place the iWatch® charger (not included) into the hole, feeding the excess cable into the base void (see diagram below).
3. Connect the USB cable into the spare socket.
4. Ensuring all cables are now housed inside, slide the access panel back on.



Product Specification

	Left Base	Right Base
Input	5V/3A 9V/2A 12V/1.5A	5V /1A
Output	5W/7.5W/10W /15W (self /adjustable)	5W
Frequency	110-205 Khz	Conversion Rate $\geq 72\%$

LED Indicator Colour and Status

	Left Base	Right Base
Power On	BLUE light on for 5 seconds	GREEN LED
Charging	GREEN LED	GREEN LED
Charged	LED turns off (iPhone remains GREEN)	GREEN LED
FOD Alert	BLUE and GREEN LED flashing	GREEN LED

For more detailed instructions,
please scan this QR code



Warnings

1. Do not tamper with the device
2. Do not use the device in extremely hot, humid or in a corrosive environment
3. Do not use near magnetic cards
4. Please keep a minimum of 20cm between medical devices such as pacemakers, hearing aids etc, to avoid any potential interference

Please ensure your USB wall charger plug is using a minimum of 2.1A/5V PD Q2 Q3 to ensure fast charge.

The images in this manual are for illustration purposes only, the actual product may vary.

- In accordance with the FCC rules, this equipment has been tested and found to comply with the limits for a Class B digital device. This equipment may cause interference to other equipment if not installed and used in accordance with these instructions.

Warranty

Your purchase includes 12 months warranty.

Please visit www.chargitstore.com for more information.

SKU 3115WDT



RoHS
compliant



FC

Made In China