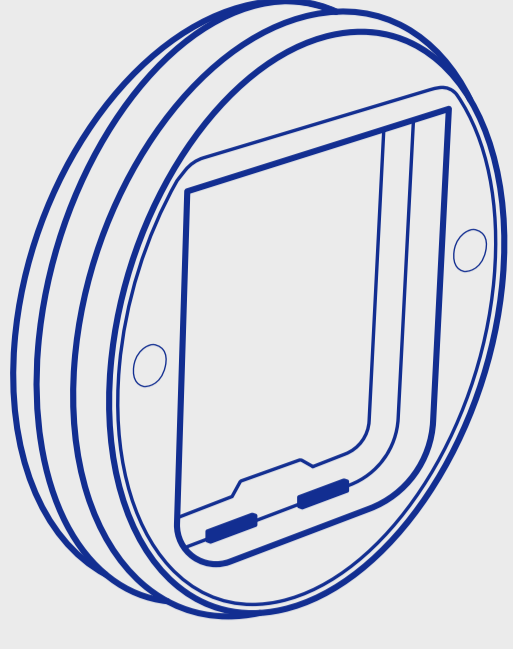

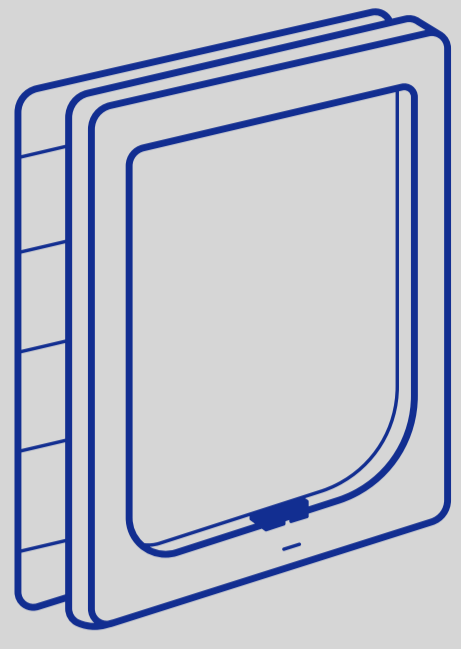
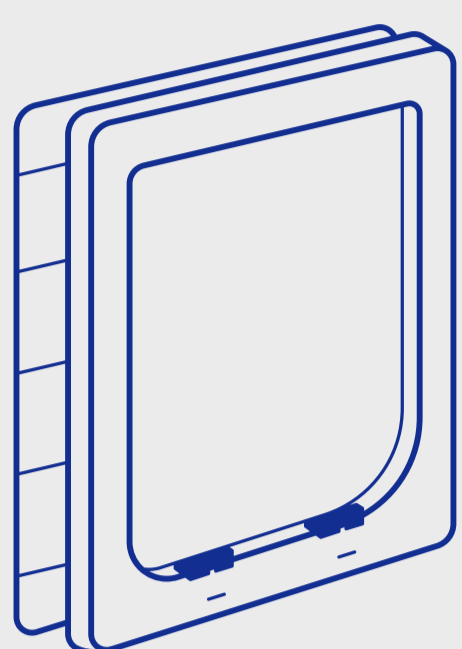
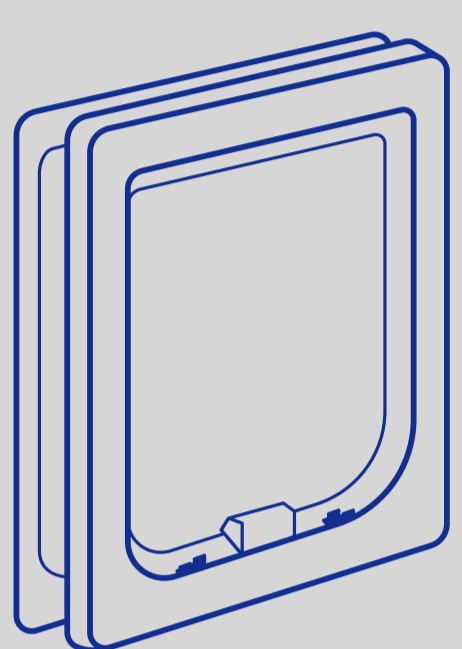
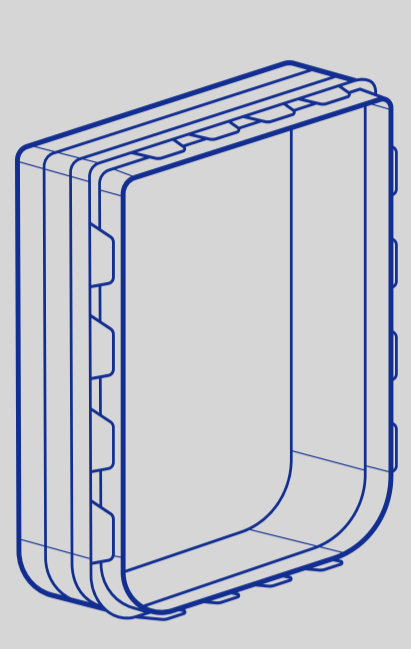
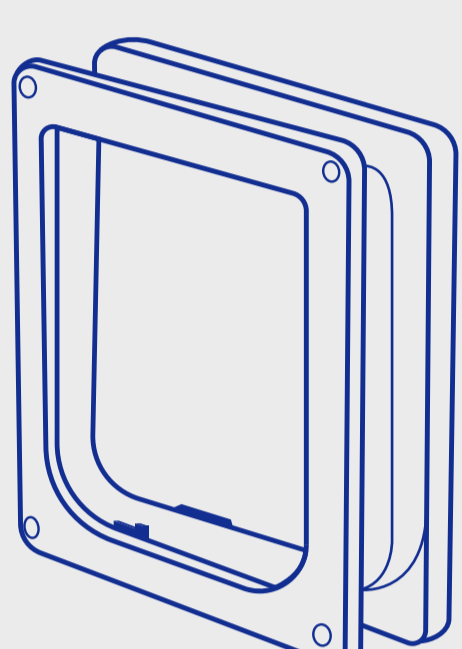
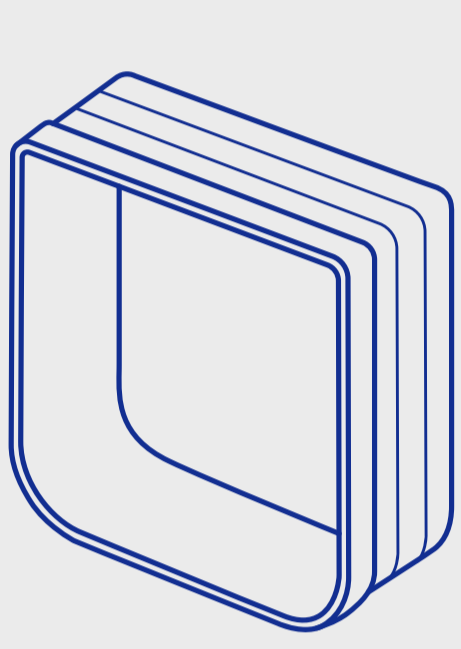
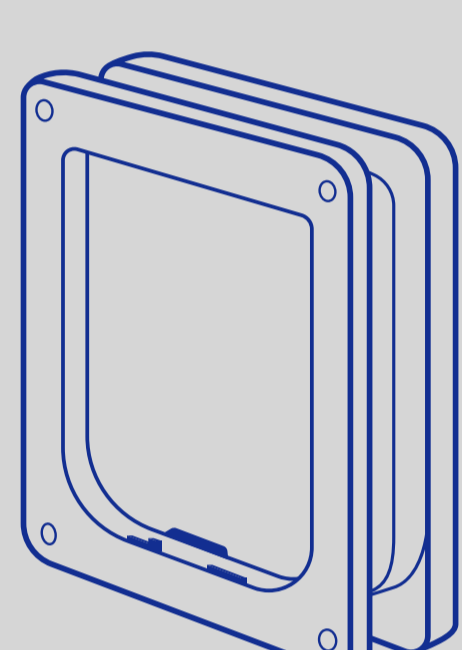

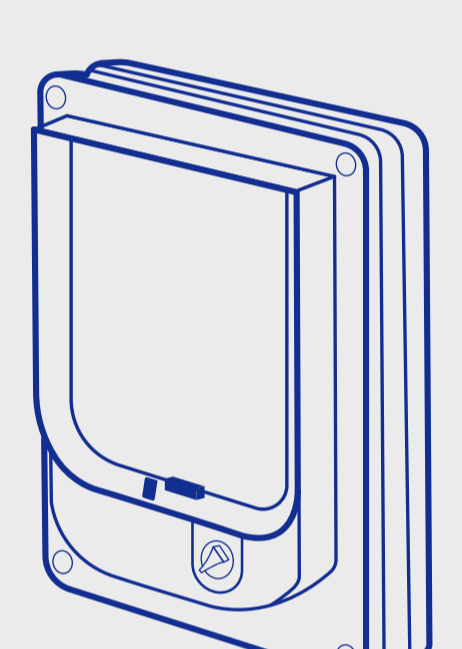
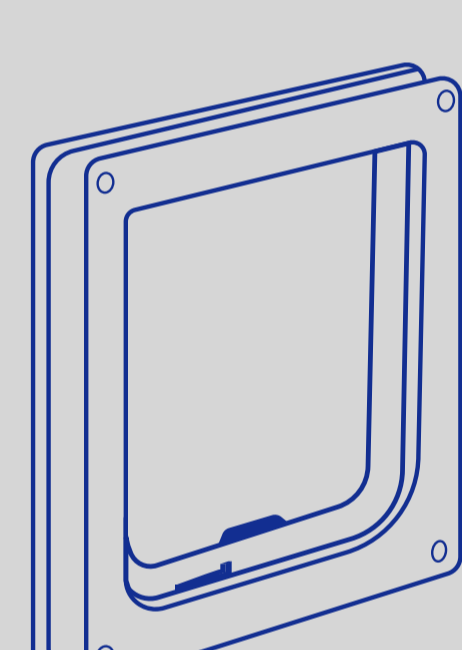


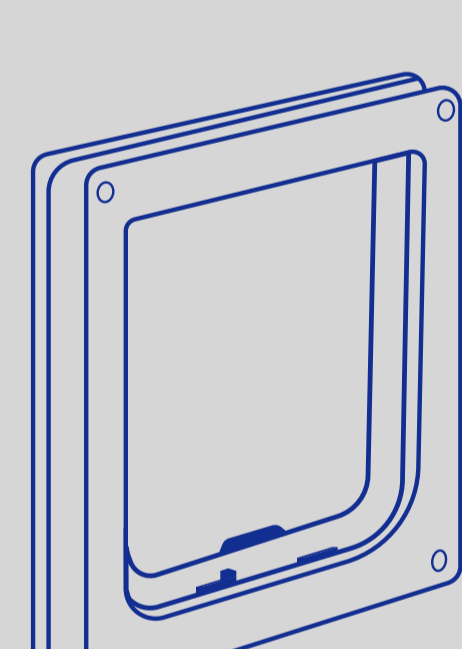


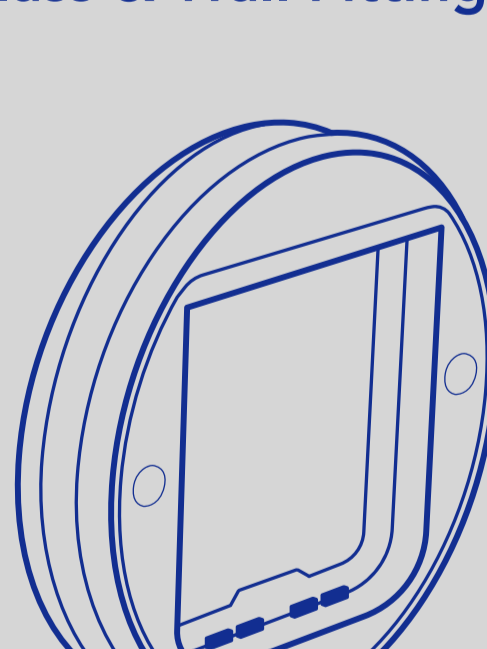
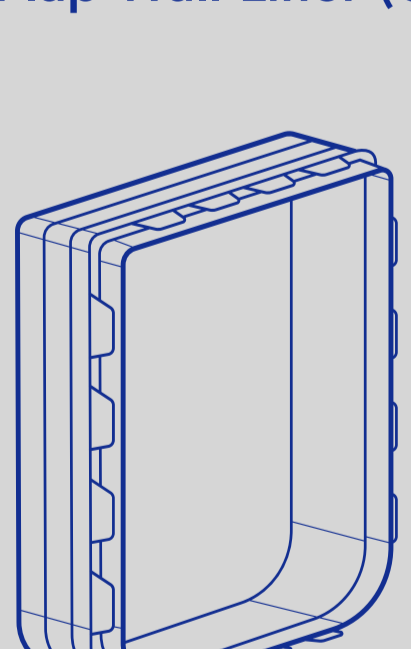
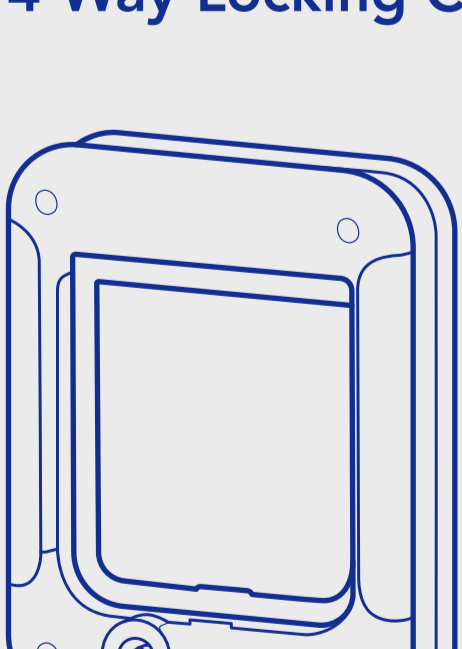

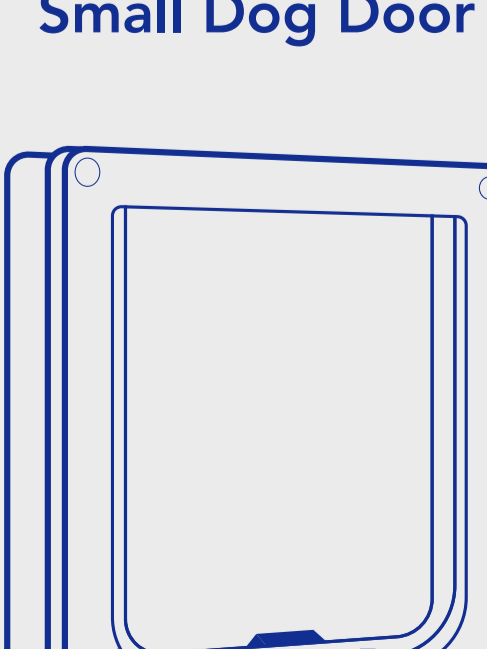



	What pet do you have?					What material does your pet door need to go through?					Do you need anything to help you install your pet door?				
	Average		Large		Small	Medium		Large		Screen	Glass	UPVC	Wall	Wooden	Accessories
	✓	✗	✓	✗		✓	✗	✓	✗						
<b>Glass Fitting Cat Flap</b> 	✓	✗	✗	✗	✗	✗	✗	✗	✗	✗	✓	✓	✗	✓	<b>Wall Liner (303W)</b> 
<b>Medium Dog Door</b> 	✓	✓	✓	✓	✓	✗	✗	✗	✗	✗	✓	✓	✓	✓	N/A
<b>Large Dog Door</b> 	✓	✓	✓	✓	✓	✓	✓	✓	✗	✗	✓	✓	✓	✓	N/A
<b>Large Cat Flap</b> 	✓	✓	✓	✗	✗	✗	✗	✗	✗	✗	✓	✓	✓	✓	<b>Large Pet Flap Wall Liner (CP 400W)</b> 
<b>Lockable Cat Flap (50mm Liner)</b> 	✓	✗	✗	✗	✗	✗	✗	✗	✗	✗	✓	✓	✓	✓	<b>Wall Liner (303W)</b> 
<b>4-Way-Locking Cat Flap (50mm Liner)</b> 	✓	✗	✗	✗	✗	✗	✗	✗	✗	✗	✓	✓	✓	✓	<b>Wall Liner (303W)</b> 
<b>Electromagnetic Cat Flap</b> 	✓	✗	✗	✗	✗	✗	✗	✗	✗	✗	✓	✓	✓	✓	N/A
<b>Lockable Cat Flap</b> 	✓	✗	✗	✗	✗	✗	✗	✗	✗	✗	✓	✗	✓	✓	N/A
<b>Elite I.D. Disc Cat Flap with Timer Control</b> 	✓	✗	✗	✗	✗	✗	✗	✗	✗	✗	✓	✓	✓	✓	<b>Elite Wall Liner (308W)</b> 
<b>4-Way-Locking Cat Flap</b> 	✓	✗	✗	✗	✗	✗	✗	✗	✗	✗	✓	✗	✓	✓	N/A
<b>Elite Microchip Cat Flap with Timer Control</b> 	✓	✗	✗	✗	✗	✗	✗	✗	✗	✗	✓	✓	✓	✓	<b>Elite Wall Liner (308W)</b> 
<b>Large Glass &amp; Wall Fitting Cat Flap</b> 	✓	✓	✓	✗	✗	✗	✗	✗	✗	✗	✓	✓	✗	✓	<b>Large Pet Flap Wall Liner (CP 400W)</b> 
<b>Rotary 4-Way-Locking Cat Flap</b> 	✓	✗	✗	✗	✗	✗	✗	✗	✗	✗	✓*	✓	✓	✓	<b>Elite Wall Liner (308W)***</b> <b>Cat Flap Adapter Kit for Walls and Glass Panels (361W)*</b> 
<b>Small Dog Door</b> 	✓	✓	✓	✗	✗	✗	✗	✗	✗	✗	✓*	✓**	✓***	✓	<b>Elite Wall Liner (308W)***</b> <b>Cat Flap Adapter Kit for UPVC/Metal Doors (387)**</b> <b>Cat Flap Adapter Kit for Walls and Glass Panels (361W)*</b> 

\*Required for installation into glass (single/double glazing) and walls.  
 \*\*Required for installation into UPVC/metal doors with a panel thickness over 35mm (1 3/8") to improve the sensing range of your cat's implanted microchip.  
 \*\*\*Advised for wall installations to cover cut-out. One or more liners will be required for tunnel through wall.