

squiggle cutters  
custom cutter guide



## the process


- 1 make a sketch, digital file or write a description of what you'd like your custom cutter to look like!
- 2 purchase a custom cutter in our online shop + upload your file(s).
- 3 within 3 days, you'll receive an email with a digital proof of your design - you'll either approve or make adjustments! our custom cutters include one round of design + one round of adjustments!
- 4 once you approve your custom cutter design, your custom cutter will be printed and shipped within 10 days.

we are here if you have any questions - you can email us at [squigglecutters@gmail.com](mailto:squigglecutters@gmail.com)!




# custom cutter types


## basic



1




2




3

- 1 basic cutter
- 2 basic cutter with cut out
- 3 basic cutter with imprint

## complex



4





5



- 4 complex cutter with cut outs
- 5 complex cutter with imprint

## add-ons



- 6 mirrored version of your cutter
- 7 additional size of your design



still not sure which type is best for you?

upload your file in the custom cutter listing in our online shop and select \*custom request\*! we will review your design and let you know which cutter option would be best suited for it - this is free! \*

## pricing details

basic cutter 25

basic cutter with cut out 30

basic cutter with imprint 30

complex cutter with cutouts - starting at 35

complex imprint cutter - starting at 35

add-ons

mirrored version of your cutter + 6

same cutter design in a different size + 8

## complex cutter pricing

please note that complex cutters start at \$35 - upon reviewing your design, we will communicate with you if your design is too complex / what options are available for your cutter! extremely complex designs sometimes require resin printing instead.

## collection pricing

if you order five or more custom cutter designs at once, use code COLLECTION at checkout for 20% off your custom cutters!



## design details

you can submit your custom cutter design the following ways

- 1 a sketch - you can take a picture of a physical sketch or send a digital drawing
- 2 a procreate design (.psd)
- 3 a vector file (.ai, .dxf, or svg)
- 4 a written description of your cutter

imprint lines are in increments of .4mm / 0.01575" thickness (printer limitation)

custom cutters can be up to 76mm / 3" large. we can print larger cutters as well!

vector-based art is preferred - .ai or .svg. this will allow me to create a cutter based on your exact shape! cutters made from sketches/drawings will be close to your sketch but not an exact match.

all custom cutters include one round of design + one round of edits. additional edits may result in additional design fees.