



## **Echo Dot Mount and Adapter Kit** for Echo Dot Gen 4

Thank you for giving Smart Audio Solutions the chance to win your business! We are confident you will find that SmartAS offers an outstanding combination of performance and value in everything we make.

**Smart Audio Solutions**  
**1000 Shiloh Rd, Suite 100**  
**Plano, TX 75074**  
**469-405-2266**  
**[www.smartas.us](http://www.smartas.us)**

Our innovative solution provides all you need to install your Amazon Echo Dot 4th Gen into the ceiling or wall of any room and extend Alexa's audio output into your own speakers. A single Cat5e (or higher) cable, sometimes referred to as ethernet or networking cable, carries both the power for the Echo Dot and its audio signal back to your equipment over a distance up to 200 feet.



*A different kit is sold separately for Echo Dot Gen 1 & 2 and Gen 3.*

## **What's Included:**

Ceiling/Wall mount bracket that securely holds Amazon Echo Dot, Gen 4

Two grille cover options: one that reveals a modest trim similar to canned lighting; one "trimless" design that covers the entire mount

UL listed 24V power supply

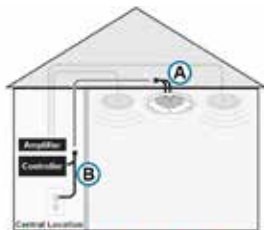
Custom stereo RCA audio output and power injector adapter

Custom audio/power splitter with stereo 3.5mm audio input and 12V power output (barrel type) for the Alexa Dot, 4th Gen

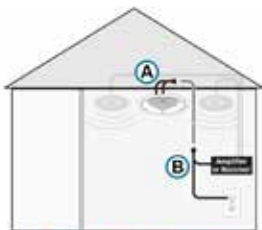
**Do NOT substitute power supply or adapters.  
Does NOT work with other POE injectors or switches.**

## Best Uses:

You can create a simple, yet powerful multi-zone audio system with in-wall and in-ceiling speakers centered around Amazon's Alexa.



Whole-House Audio System



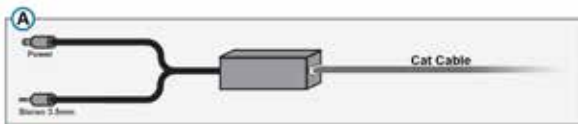
Stereo Amplifier or Receiver

### Connect to a Whole House Audio System.

The Echo Dot 4th Gen becomes a source that you can control by voice (and within the Alexa app) and easily make available to other zones in the home.

### Connect to a stereo amplifier or home theater receiver.

Use the Echo device as a source to hear Alexa and streaming audio through your speakers. Use the Alexa app to pair multiple Echo devices together to stream the same source in sync into multiple rooms.



### Connect to Any Amplifier with ADS™ (Auto Detect and Switch).


When connected to the primary or Voice Assistant input, the audio from the Echo device is heard whenever you need it, even if you were already listening to a different source.

Two SmartAS Amplifiers have ADS™ built-in:

- ASO-1240 12-Channel Amplifier with Source Override
- ASO-240 2-Channel (stereo) Amplifier with Source Override

## How to Install:

### 1 Install the Dot into the Bracket



\*Make sure to fully insert connectors into the Echo device or you may experience buzzing from speakers.