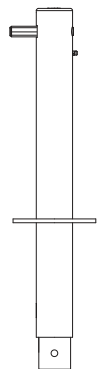
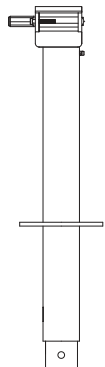

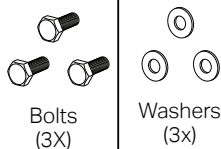
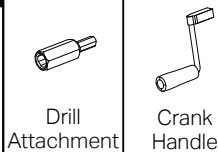


Check that you have all your parts and accessories.



JX2-C Unit



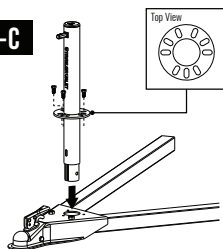
JX5-C Unit



# TRAILER VALET JX SERIES

Quick Start Guide

**JX2-C**

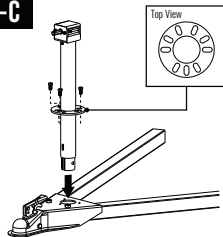


1. Detach footplate and install Center Jack into trailer coupler with the bolts.

2. Attach footplate and the crank handle.

3. Extend jack and start lifting!  
\*Please note that the max extension is 14 in. (35.5 cm).

**JX5-C**



1. Detach footplate and install Center Jack into trailer coupler with the bolts.

2. Attach footplate and the crank handle.

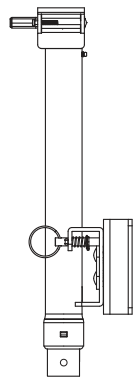
3. Extend jack and start lifting!  
\*Please note that the max extension is 14 in. (35.5 cm).

## IMPORTANT SAFETY INFORMATION

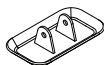
For information and assistance, please visit our support page at [TrailerValet.com](http://TrailerValet.com) or give us a call at (844) 846-9344. Scan the QR code to the right for detailed safety and usage information.



Check that you have all your parts and accessories.



JX2-S Unit



Footplate



Rotation Pin



Crank Handle



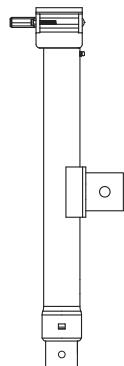
Drill Attachment




Manual



Bracket Clamps (2x)



JX5-S Unit



Bracket Bolts (4X)



Security Bolt



Bracket

JX5-S ONLY



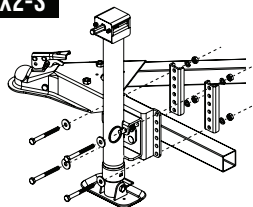
Stow Pin & Cotter Pin



# TRAILER VALET JX SERIES

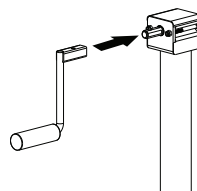
Quick Start Guide

## JX2-S



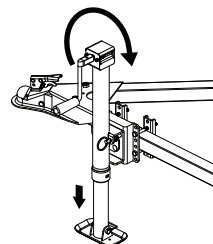
1.

Install Side Jack onto trailer frame via mounting bracket.



2.

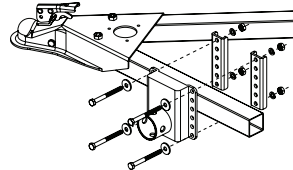
Attach the crank handle.



3.


Extend jack and start lifting!  
\*Please note that the max extension is 14 in. (35.5 cm).

## JX5-S



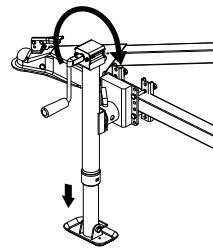
1.

Install mounting bracket into trailer frame.



2.

Connect Side Jack via pipe mount to the bracket and insert stow pin. Lock with security bolt located in the back of the bracket.



3.

Attach the crank handle. Extend jack and start lifting! \*Please note that the max extension is 14 in. (35.5 cm).

## IMPORTANT SAFETY INFORMATION

For information and assistance, please visit our support page at [TrailerValet.com](http://TrailerValet.com) or give us a call at (844) 846-9344. Scan the QR code to the right for detailed safety and usage information.

