


N 70, Domino electric hob, 30 cm
N13TD26N0



Standalone electric cooktop with TouchControl

- ✓ TouchControl is a highly convenient way to control cooktops. One touch is enough. A timer is also included.
- ✓ PanBoost - Optimised power level function for more flexible and even faster heating.
- ✓ Stainless-steel flush-fitted trim

Features

Technical Data

Product name/family : Vario/Domino cooking zone cera

Built-in / Free-standing : CONSTR_TYPE.Built-in

Energy input : Electric

Total number of positions that can be used at the same time : 2

Required niche size for installation (HxWxD) : 37 x x

Width of the product (mm) : 306

Dimensions of the product (mm) : 37 x 306 x 546

Dimensions of the packed product (HxWxD) (mm) : 125 x 487 x 629

Net weight (kg) : 4.518

Gross weight (kg) : 6.0

Residual heat indicator : Separate

Location of control panel : Hob front

Basic surface material : Ceramic

Color of surface : Black, Stainless steel

Color of frame : Stainless steel

Approval certificates : AENOR, CE

Length of electrical supply cord (cm) : 100

EAN code : 4242004207030

Electrical connection rating (W) : 3500

Current (A) : 16

Voltage (V) : 220-240

Frequency (Hz) : 50; 60

Optional accessories

Z9914X0 Connecting strip



4 242004 207030

N 70, Domino electric hob, 30 cm
N13TD26N0

Features

Control

- TouchControl

Flexibility

- Cooking zones
front: Ø 180 mm, 120 mm, 2 KW, 1 KW (max. power level 2.3 KW);
rear: Ø 145 mm, 1.2 KW;

Special features

- PotBoost
- Variable 17-stage power settings for each zone
- Digital display of the cooking levels
- 2 stage residual heat indicators
- Timer with automatic shut off for all zones
- LED timer for each zone with switch off function and acoustic signal
- Count up timer
- Control panel suspension
- Safety cut out facility
- Control panel lock
- Keep warm function
- Individual energy consumption display
- ReStart function

Design

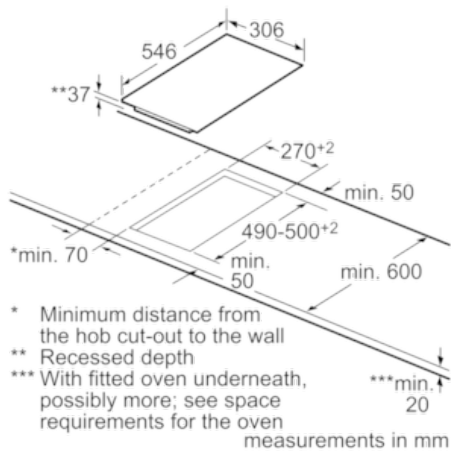
- Ceramic glass on stainless steel trim

Technical information

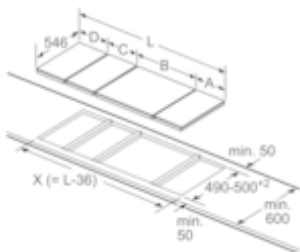
- Installation measurements (mm): 270 x 490-500
- 30 cm
- Main switch
- Length connecting cable 100 cm
- Min. worktop thickness: 20 mm
- Power on indicator light
- Output 3500 W

N 70, Domino electric hob, 30 cm
N13TD26N0

Dimensioned drawings



Domino combination options with corresponding appliance and cut-out dimensions (see table)



When installing several elements side by side, general assembly site Domino combination options with corresponding appliance and cut-out dimensions
 Cut-out dimensions (X) depending on the combination, see table.

Width type: 30 40 60 70 80 90
 Appliance width: 306 396 606 708 826 918

	A	B	C	D	L	X
2x30	306	306	-	-	612	576
1x30, 1x40	306	396	-	-	702	666
1x30, 1x60	306	606	-	-	912	876
1x30, 1x70*	306	708	-	-	1014	978
1x30, 1x80	306	826	-	-	1132	1096
1x30, 1x90	306	918	-	-	1224	1188
2x40	396	396	-	-	792	756
1x40, 1x60	396	606	-	-	1002	966
1x40, 1x70*	396	708	-	-	1104	1068
1x40, 1x80	396	826	-	-	1222	1186
1x40, 1x90	396	918	-	-	1314	1278
3x30	306	306	306	-	918	882
2x30, 1x40	306	306	396	-	1008	972
2x30, 1x60	306	306	606	-	1218	1182
2x30, 1x70*	306	306	708	-	1320	1284
2x30, 1x80	306	306	826	-	1438	1402
2x30, 1x90	306	306	918	-	1530	1494
1x30, 2x40	306	396	396	-	1098	1062
1x30, 1x40, 1x60	306	396	606	-	1308	1272
1x30, 1x40, 1x80	306	396	826	-	1528	1492
1x30, 1x40, 1x90	306	396	918	-	1620	1584
3x40	396	396	396	-	1188	1152
2x40, 1x60	396	396	606	-	1398	1362
1x30, 1x40, 1x70*	306	396	708	-	1410	1374
4x30	306	306	306	306	1224	1188
3x30, 1x40	306	306	306	396	1314	1278
2x30, 2x40	306	306	396	396	1404	1368
1x30, 3x40	306	396	396	396	1494	1458

* Not possible with 70 cm induction hob.