

1966 General Motors

PONTIAC



1ST DIGIT- DIVISION

2 = PONTIAC

2ND / 3RD DIGIT- SERIES

33=TEMPEST

35=TEMPEST CUSTOM

37=LEMANS

42= GTO

4TH / 5TH DIGIT - BODY

07 = SPORTS COUPE

35 = 4DR. WAGON

17 = 2DR. HARDTOP

39 = 4DR. HARDTOP

67 = CONVERTIBLE

69 = 4DR. SEDAN

6TH DIGIT - YEAR

6=1966

7TH DIGIT- PLANT

B=BALTIMORE, MD

K=KANSAS CITY, MO

P= PONTIAC, MI

Z=FREMONT, CA

LAST 6 DIGITS PRODUCTION

10001



**BBB
BBB**

1966 General Motors

PONTIAC

DATE

01 = January
 02 = February
 03 = March
 04 = April
 05 = May
 06 = June
 07 = July
 08 = August
 09 = September
 10 = October
 11 = Noember
 12 = December

A = 1st week
 B = 2nd week
 C = 3rd week
 D = 4th week
 E = 5th week

ACC.

Group 1

D = Power Convertible Top
 E = Soft-Ray Tinted Glass
 O = Two Tone Paint (Chrome Trim)
 T = Power Seat
 W = Windshield Soft-Ray
 X = Power Windows

Group 2

A = Foam Bench Foam
 B = 3 Speed Manual Floor
 E = Air Conditioning Bench
 G = Console
 H = Heater Delete
 K = Air Conditioning Bucket
 L = Four Speed Manual
 P = Back up Lamps (1964-65)
 R = Rear Seat Speaker
 S = Rear Manual Antenna
 T = Rear Power Antenna
 V = Verba Phonic Rear Speaker
 W = 2 Speed Automatic
 Y = Padded Dash

STYLE

66 = Year
 33 = Tempet
 35 = Tempet Custom
 37 = LeMans
 42 = GTO
 07 = 2 dr. Sports Coupe
 35 = 4 dr. Wagon
 17 = 2 dr. Hardtop
 39 = 4dr. Hardtop
 67 = Convertible
 69 = 4 dr. Sedan

TRIM

Tempest	Tempest Custom	LeMans and GTO
201 = Blue	213 = Blue	219 = Blue
202 = Turquoise	214 = LT.Turquoise	220 = Turquoise
203 = Fawn	215 = Fawn	221 = Fawn
204 = Red	216 = Red	222 = Red
205 = Black		223 = Black
207 = Turquosie		224 = Parchment
208 = Fawn		228 = Black
209 = Red		231 = Black
210 = Slate		232 = Blue
		233 = Fawn

Group 3

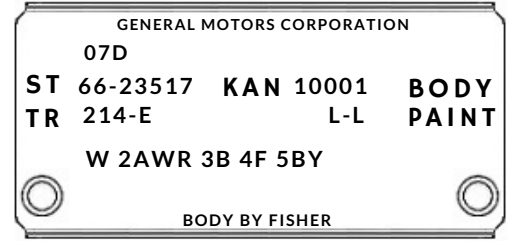
B = Rear Window Defogger
 K = Dome Courtesy Lamp
 N = Roof Rail Courtesy Lamp

Group 4

F = Outside Remote Mirror
 G = Decor Group (1964-65)

Group 5

B = Luggage Lamp
 J = Under Hood Lamp
 M = Rear Center Seat Belt
 N = GTO Option (64-65) KAN-PON
 P = Luggage Lamp
 W = Retractable Front Seat Belts
 Y = Deluxe Seat Belts
 Z = Shoulder Belts



BODY

PO = Pontiac, MI
 BF = Fremont, CA
 BAL = Baltimore, MD
 KAN = Kansas City, MO

PAINT

1st digit (lower) 2nd digit (upper)

A = Starlight Black
 B = Blue Charcoal
 C = Cameo Ivory
 D = Fontaine Blue
 E = Nightwatch Blue
 H = Palmetto Green
 K = Reef Turquoise
 L = Marina Turquoise
 N = Burgundy
 O = Tiger Gold
 P = Barrier Blue
 R = Montero Red
 T = Martinique Bronze
 V = Mission Beige
 W = Platinum
 Y = Candlelite Cream

2nd digit convertible top

1 = Ivory 5 = Teal
 2 = Black 6 = Beige
 4 = Blue

vinyl top

2 = Black 6 = Beige

3rd digit (wheel color)

A = Starlight Black
 D = Fontaine Blue
 L = Marina Turquoise
 T = Mart. Bronze

1966 General Motors

PAINT CODES

- C** TUXEDO BLACK
- B** REGAL BLACK
- O** EBONY BLACK
- P** STARLIGHT BLACK



A

- C** N/A
- B** RIVIERA GUNMETAL
- O** NOCTURNE MIST
- P** BLUE CHARCOAL




B

- C** ERMINE WHITE
- B** ARCTIC WHITE
- O** PROVINCIAL WHITE
- P** CAMEO IVORY



C

- C** MIST BLUE
- B** ASTRO BLUE
- O** LUCERNE MIST
- P** FONTAINE BLUE



D

- C** DANUBE BLUE
- B** MIDNIGHT BLUE
- O** ROYAL MIST
- P** NIGHTWATCH BLUE




E

- C** MARINA BLUE
- B** BLUE MIST
- O** N/A
- P** N/A




F

- C** N/A
- B** RIVIERA GOLD
- O** TRUMPET GOLD
- P** N/A



G

- C** WILLOW GREEN
- B** SEAFOAM GREEN
- O** LAURAL MIST
- P** PALMETTO GREEN



H

- C** N/A
- B** VERDE GREEN
- O** FOREST MIST
- P** N/A



J

- C** ARTESIAN TURQUOISE
- B** TURQUOISE MIST
- O** OCEAN MIST
- P** REEF TURQUOISE



K

- C** TROPIC TURQUOISE
- B** SHADOW TURQUOISE
- O** TROPIC TURQUOISE
- P** MARINA TURQUOISE




L

- C** MADERA MAROON
- B** BURGUNDY MIST
- O** BURGUNDY MIST
- P** BURGUNDY



N

- C** N/A
- B** N/A
- O** N/A
- P** TIGER GOLD



O

- C** N/A
- B** N/A
- O** N/A
- P** BARRIER BLUE



P

- C** REGAL RED
- B** FLAME RED
- O** TARGET RED
- P** MONTERO RED



R

- C** N/A
- B** RIVIERA CHAMPAGNE
- O** CHAMPAGNE MIST
- P** N/A



S



1966 General Motors


PAINT CODES

- C** SANDALWOOD TAN
- B** SADDLE MIST
- O** SIERRA MIST
- P** MARTINIQUE BRONZE




T

- C** N/A
- B** RIVIERA PLUM
- O** DUBONNET
- P** N/A



U

- C** CAMEO BEIGE
- B** SHELL BEIGE
- O** ALMOND BEIGE
- P** MISSION BEIGE



V

- C** CHATEAU SLATE
- B** SILVER MIST
- O** SILVER MIST
- P** PLATINUM



W

- C** N/A
- B** RIVIERA WHITE
- O** PORCELAIN WHITE
- P** N/A




X

- C** LEMONWOOD YELLOW
- B** CREAM
- O** N/A
- P** CANDLELITE CREAM




Y

- C** N/A
- B** RIV SILVER GREEN
- O** FROST GREEN
- P** N/A



Z



**BAD
A-BODY**

1966 General Motors

PONTIAC

PRODUCTION NUMBERS

TEMPEST

STYLE	BODY	UNITS PRODUCED
3307	SPORTS COUPE	22,266
3369	4DR. SEDAN	17,392
3335	4DR. STA. WAGON	4,095

TEMPEST CUSTOM

STYLE	BODY	UNITS PRODUCED
3507	SPORTS COUPE	17,182
3569	4DR. SEDAN	23,998
3535	4DR. STA. WAGON	7,614
3539	4DR. HARDTOP	10,996
3517	2DR. HARDTOP	31,322
3567	CONVERTIBLE	5,557

LEMANS

STYLE	BODY	UNITS PRODUCED
3707	SPORTS COUPE	16,684
3717	2DR. HARDTOP	78,109
3739	4DR. HARTOP	13,897
3767	CONVERTIBLE	13,080

GTO

STYLE	BODY	UNITS PRODUCED
4207	SPORTS COUPE	10,363
4217	2DR. HARDTOP	73,785
4267	CONVERTIBLE	12,798



GTO
61,279 WITH M/T