

# Phenod 7ft Deer Inflatable Folding Guide



## FOLDING INSTRUCTIONS

1. Make sure the inflatable is clean and dry.
2. Lay the inflatable flat on its side, with the head facing to the left, and keep the deflation adapter inserted into the opening of the valve.
3. Follow the folding steps on Figures (1 - 7).

For more information about our products and services, please visit:  
[PhenodToy.com](http://PhenodToy.com)

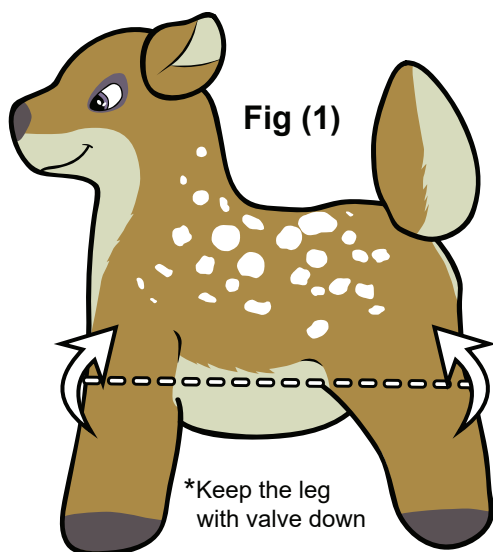


Fig (1)

\*Keep the leg with valve down

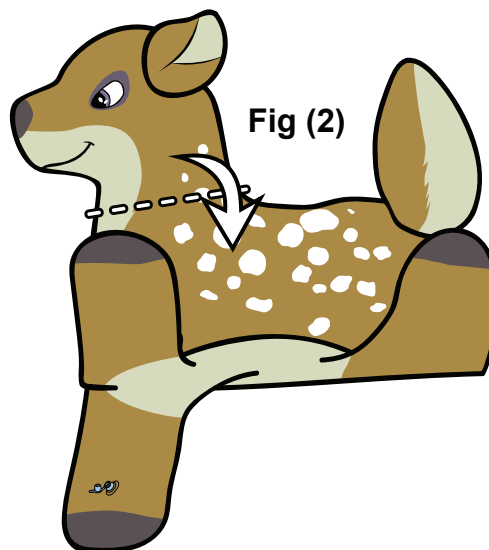


Fig (2)

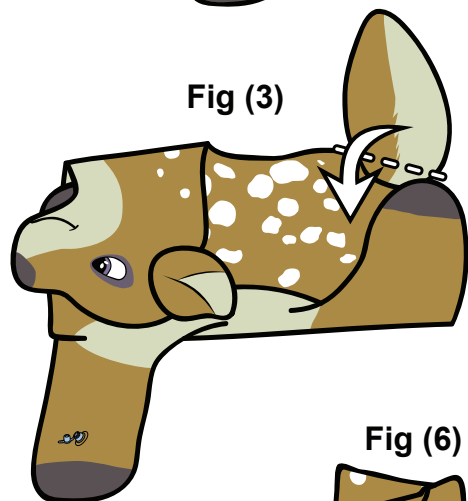


Fig (3)

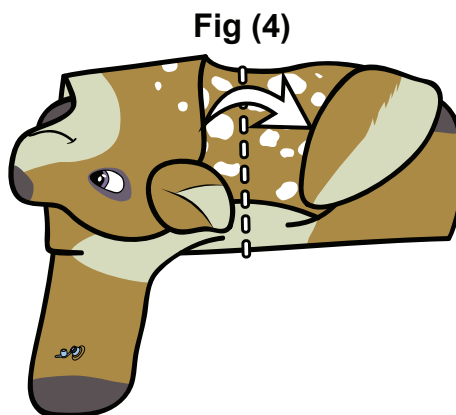


Fig (4)



Fig (5)




Fig (6)




Fig (7)

4. After folding, store the inflatable in an unprinted, clear plastic barrel liner/trash bag.
5. Leave the valve open when storing the toy.
6. Store in a cool, dry place protected from sunlight.