

Inhale. Exhale. Whatever the result is, you've got this.

HOW TO TAKE THE TEST

The Juliet Pregnancy Test is FDA-cleared to detect pregnancy 5 days before your missed period. For **99% accuracy**, test up to 3 days before your expected period and comply with all provided instructions.




Juliet

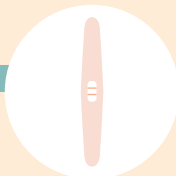
- 1.** Keep the foil wrapper closed until right before use. Remove the pregnancy test from the foil pouch. Remove the cap to reveal the absorbent tip.
- 2.** Sit on the toilet, pinch the thumb grip with your fingers, and place the absorbent strip in your urine stream for about 2-3 seconds, pointing the test downward. Be careful not to pee onto the test window above the arrow. If you prefer, pee into a clean cup and place the absorbent tip into urine for at least 10 seconds.
- 3.** Continue to point the test downward as you replace the cap.
- 4.** Set the test on a flat surface with the window facing up.
- 5.** Your results are ready in 5 minutes. After 15 minutes the results may no longer be accurate.

Reading The Results

ONE LINE
NEGATIVE




TWO LINES
POSITIVE



INVALID

NO LINES OR NO
LINE APPEARS
IN THE CONTROL
(C) WINDOW



How does it work?

The Juliet pregnancy test detects a hormone called human Chorionic Gonadotropin (hCG) in your urine. An embryo produces hCG, which can be detected through your urine. If the test detects hCG, it will show a positive result. hCG levels can vary greatly between individuals and can be affected by gestational age.

What time should I take the test?

While you can test any time of the day, your urine is most concentrated in the morning and usually contains a higher concentration of hCG, the pregnancy hormone. Drinking large amounts of liquid in the few hours before testing can dilute your urine, making it more difficult for the test to detect hCG.

My test is positive, what should I do?

If you're pregnant, call your doctor to confirm the results.

My test is...

positive:

Two lines are visible and the test (T) and control (C) windows. If you see two lines, even if one is darker than the other, the test is positive. They don't need to match. If you're pregnant, call your doctor to confirm the results.

negative:

One line appears in the control (C) window and no line in the (T) window.

invalid:

The result is invalid if no line appears in the control (C) window or if you only see a test line (T). The test either wasn't saturated with enough urine, or it's defective or expired. If this happens, let us know and we'll send you another pack.

More questions about testing?

Check out our FAQs at meet-juliet.com/FAQ

Need emotional support?

We're here. meet-juliet.com

For in vitro diagnostic use
Not for internal use
Store between 36°- 86° F
Keep out of children's reach
Single use only

Manufactured for Juliet LLC
Jackson, WY 83001
Made in China