

A photograph of a sauna heater unit, which is a dark, rectangular metal box, positioned inside a sauna. The heater is surrounded by a wooden guard rail made of thick, light-colored wood planks. The top of the heater is covered with a layer of dark, smooth stones. The background consists of vertical wood paneling, and the overall lighting is warm and soft, typical of a sauna environment.

# SAUNA HEATER GUARD RAIL

# INTRODUCTION

The Ultra Sauna Heaters can reach temperatures up to 180° F, so it is essential to read all the disclaimers before and after assembly and maintain safety measures.

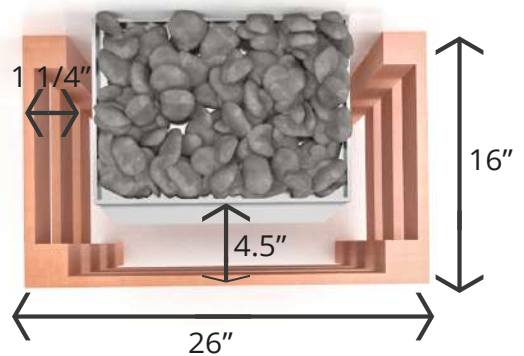
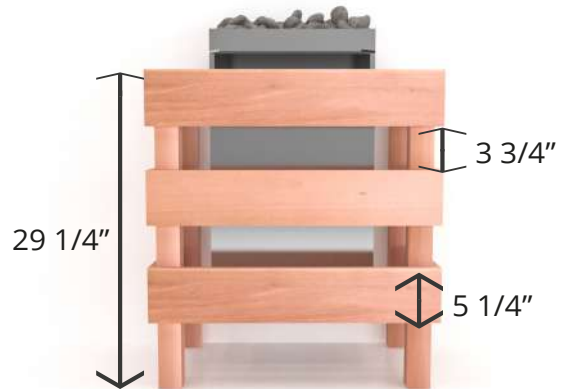
Available in three different models and sizes, suitable for electric and gas heaters.

The sauna heater guard rail is an elegant protection barrier made of natural cedar wood. Preserving safety in your sauna never looked so good.



# SMALL TRADITIONAL HEATER SAUNA GUARD RAIL

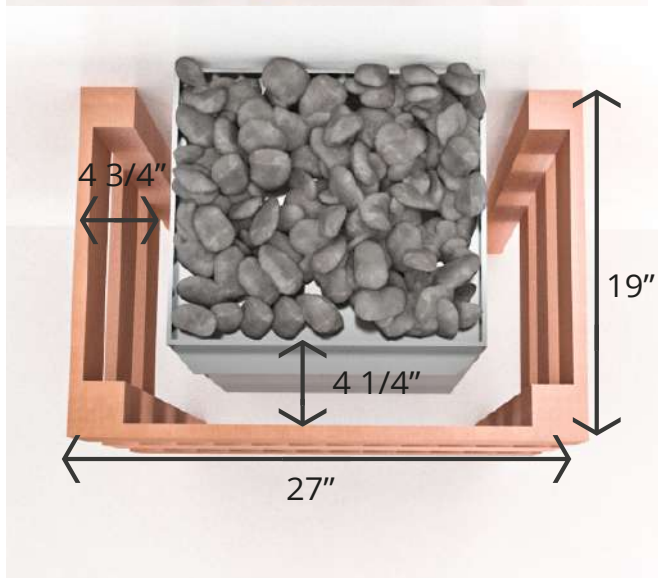
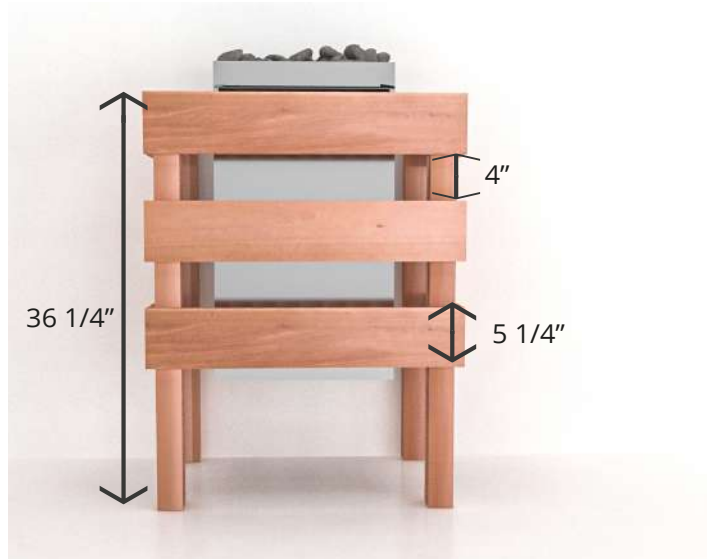
- Available for electric sauna heaters and gas sauna heaters
- Available for traditional mounting (in the middle of a sauna wall) or corners
- Available in grade "A" cedar wood
- Recommended for Sauna Models:
  - Pre-Cut Sauna
  - Pre-Cut Hand-Finished Sauna
  - Traditional Indoor Modular Sauna
  - Traditional Outdoor Modular Sauna





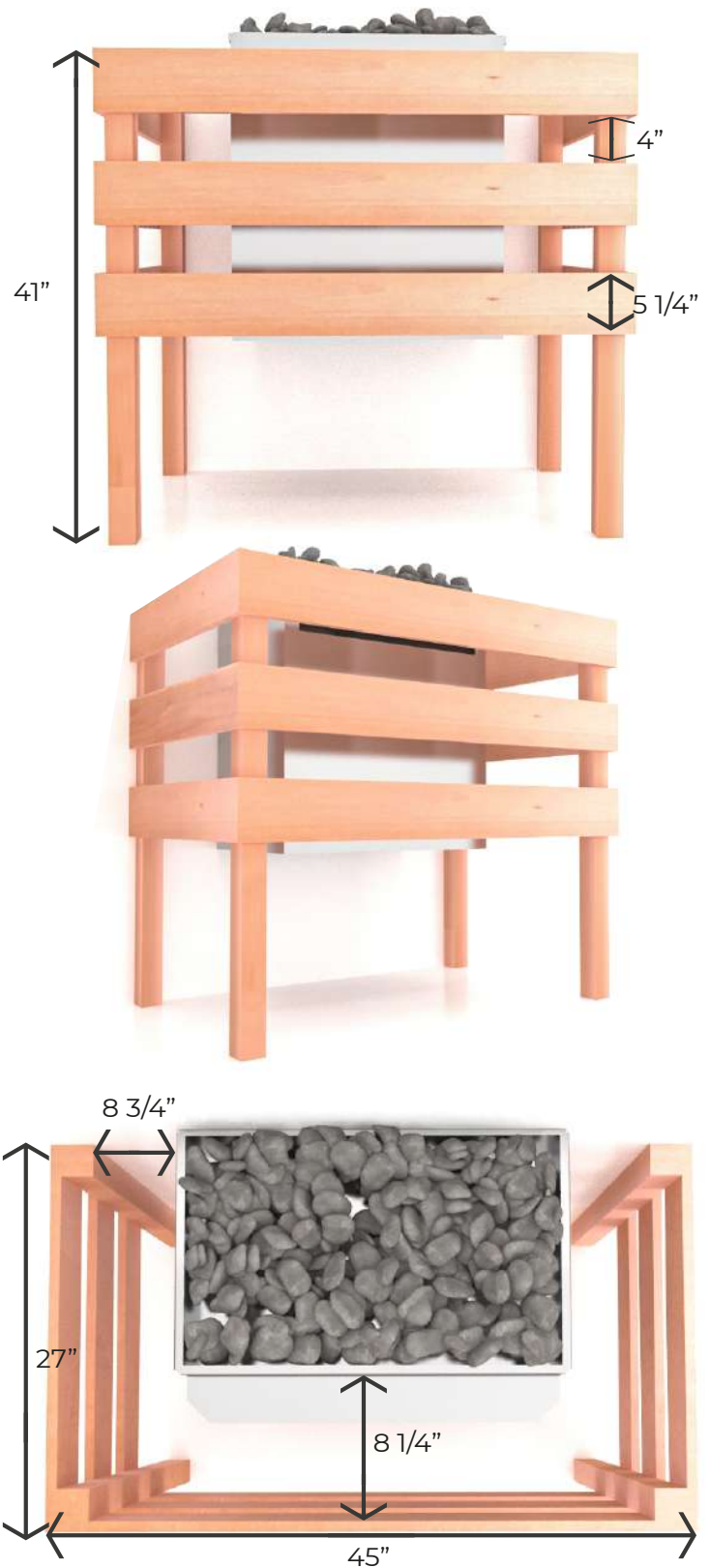
# MEDIUM TRADITIONAL HEATER SAUNA GUARD RAIL

- Available for electric sauna heaters and gas sauna heaters
- Available for traditional mounting (in the middle of a sauna wall) or corners
- Available in grade "A" cedar wood
- Recommended for Sauna Models:
  - Pre-Cut Sauna
  - Pre-Cut Hand-Finished Sauna
  - Traditional Indoor Modular Sauna
  - Traditional Outdoor Modular Sauna



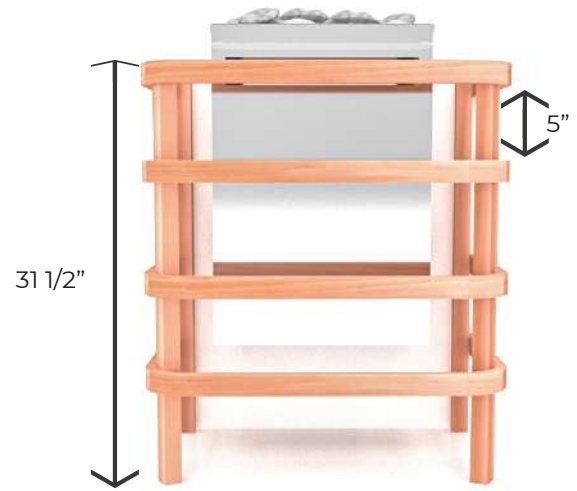
# LARGE TRADITIONAL HEATER SAUNA GUARD RAIL

- Available for electric sauna heaters and gas sauna heaters
- Available for traditional mounting (in the middle of a sauna wall) or corners
- Available in grade "A" cedar wood
- Recommended for Sauna Models:
  - Pre-Cut Sauna
  - Pre-Cut Hand-Finished Sauna
  - Traditional Indoor Modular Sauna
  - Traditional Outdoor Modular Sauna



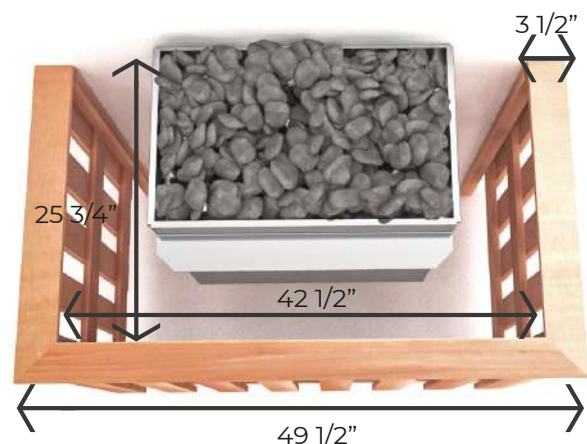
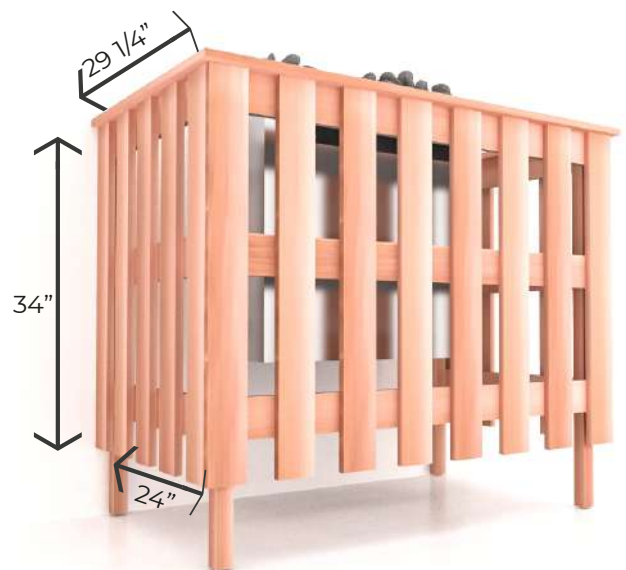
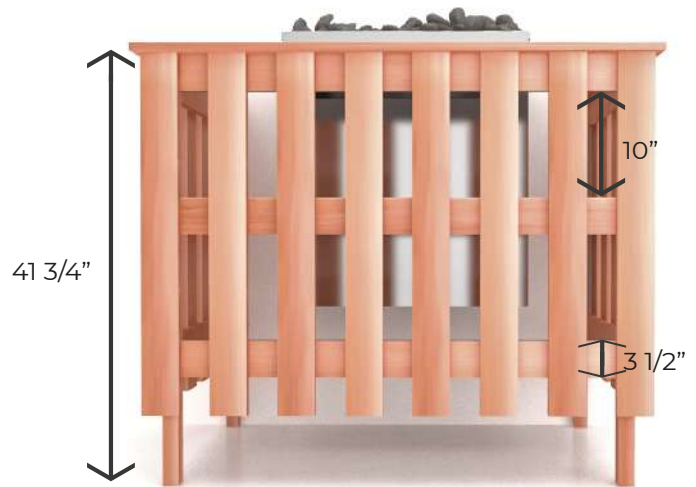
# BARREL SAUNA GUARD RAIL

- Available for electric sauna heaters and gas sauna heaters
- Available only for traditional mounting (in the middle of a sauna wall)
- Available in grade "A" cedar wood
- Exclusively for the Barrel Sauna with Electric Heater



# DELUX HEATER SAUNA GUARD RAIL

- Available for electric sauna heaters and gas sauna heaters
- Available for traditional mounting (in the middle of a sauna wall) or corners
- Available in grade "A" cedar wood
- Recommended for Sauna Models:
  - Pre-Cut Sauna
  - Pre-Cut Hand-Finished Sauna
  - Traditional Indoor Modular Sauna
  - Traditional Outdoor Modular Sauna







1-877-467-2862

[customerservice@scandiamfg.com](mailto:customerservice@scandiamfg.com)

[scandiamfg.com](http://scandiamfg.com)