

NEW

EMI

DESIGNED BY ERWAN BOUROULLEC



Descrizione

Emi, progettata da Erwan Bouroullec, combina diverse fonti di luce ad alto comfort visivo per creare un'esperienza unica di luci e ombre. Questo intrigante contrasto si ottiene attraverso l'unione di un corpo, opaco e monolitico, con gruppi ottici ad alto flusso luminoso e con una sorgente invisibile.

Il design di questa collezione nasce dal raggruppamento di tre moduli luminosi all'interno di estrusioni lineari e compatte che conferiscono alla lampada la forma triangolare che si riflette in tutto il suo design. La sezione principale, il palo e gli stativi condividono questa forma, creando una struttura coerente ed esteticamente equilibrata.

Emi è realizzata principalmente con metalli: la base della lampada è in acciaio stampato, mentre l'asta e il corpo principale sono in alluminio. La sezione superiore e quella inferiore sono realizzate con polimeri. Sono stati compiuti notevoli sforzi per ridurre al minimo le superfici e gli spessori in tutta la collezione, allo scopo di ottimizzare l'uso dei materiali.

La collezione Emi è disponibile in tre versioni: a soffitto, da terra e da tavolo. Questa varietà permette di adattare la luce di Emi sia agli spazi domestici che a quelli di *hospitality*.

L'uso ripetuto di un linguaggio simile in tutti i modelli permette di posizionare molteplici corpi luminosi dal linguaggio comune, che possono essere disposti nello spazio attraverso l'iterazione, l'allineamento e la simmetria. Questo rende Emi un nuovo tipo di illuminazione architettonica che può essere utilizzata in modo seriale, fornendo un design uniforme che si integra perfettamente nell'architettura circostante.

Modelli e sistema ottico

La versione a soffitto di Emi è disponibile in due dimensioni, più sottile o più ampia, e in diverse lunghezze. Presenta una struttura lineare costituita da un tubo verticale che genera un fascio di luce diretto. Ciò che la rende particolare è la sua modularità: può essere utilizzata singolarmente o combinando elementi diversi, creando così combinazioni di luce sempre diverse e scenografiche, pur mantenendo la sua elegante semplicità.

La versione da terra di Emi sembra fluttuare nell'aria, alleggerita da uno stelo che la collega alla base, mantenendo l'identità triangolare che caratterizza la versione a soffitto. L'illuminazione di questo modello è bidirezionale: nella parte superiore, la luce è abbastanza potente da illuminare l'intero spazio senza abbagliare, grazie alla particolare conformazione del fascio luminoso. Nella parte inferiore, la luce è morbida e diffusa, perfetta da abbinare ad altre fonti luminose come un televisore.

La versione da tavolo di Emi funziona in modo simile a quella da terra, ma con dimensioni ridotte, adattandosi perfettamente e in modo discreto a qualsiasi superficie orizzontale.

Sistemi di controllo

I modelli Ceiling sono disponibili con opzioni di regolazione *Non Dimming*, *DALI*, *1-10V* e *Mains Dimming*. Le versioni *Floor* e *Table*, invece, si possono regolare con sensori capacitivi *Touch Dimming* posizionati nella parte superiore dello stelo centrale.

Informazioni aggiuntive

La tecnologia avanzata di Emi si sposa perfettamente con un design sostenibile. Il corpo della lampada è principalmente realizzato in alluminio (parzialmente riciclato e completamente riciclabile), garantendo un impatto ambientale ridotto.

La durabilità è un altro elemento chiave del design di Emi. Il prodotto è progettato per durare nel tempo con l'obiettivo di evitare gli sprechi e una rapida obsolescenza. Ogni unità ottica può essere sostituita singolarmente per agevolare la manutenzione, mentre l'assenza di colle e saldature semplifica lo smontaggio e il corretto smaltimento delle singole parti alla fine della vita utile del prodotto. Prodotti per l'alimentazione dimmerabile – Consigliamo la lettura del capitolo sul driver per conoscere i casi di declinazione di responsabilità in materia di alimentatori dimmerabili.

Prima di effettuare l'ordine, si consiglia di informarsi per bene sulle caratteristiche del prodotto che non sono state incluse in questo catalogo e che possono essere determinanti per il suo progetto di installazione, consultando la pagina web di Flos per professionisti, la scheda tecnica del prodotto e le istruzioni per la sua installazione e montaggio.

Conformità e Marchi di Qualità

Apparecchio conforme alla Normativa Tecnica Europea EN60598-1 e relative parti seconde.

Description

Emi, designed by Erwan Bouroullec, combines different light sources with a high level of visual comfort to create a unique experience of light and shadow. This intriguing contrast is created by combining a matt, monolithic body with lens units featuring a high luminous flux and with an invisible source.

The design of this collection comes from grouping together three light modules inside compact, linear extrusions that give the lamp a triangular shape which is reflected all throughout its design. The main section, the pole and the stands share this shape, creating a cohesive and aesthetically balanced structure.

Emi is mainly made from metal: the base of the lamp is pressed steel, while the pole and main body are aluminium. The upper and lower sections are made with polymers. Considerable effort has been made to minimise the surfaces and thicknesses all throughout the collection in order to optimise the use of materials.

The Emi collection is available in three versions: ceiling, floor and table. This variety helps adapt the light of Emi to spaces both at home and in hospitality.

The repeated use of a similar style in all the models lets you position multiple luminaires with the same style, which can be arranged in a space through repetition, alignment and symmetry. This makes Emi a new type of architectural light that can be used as a series, providing a uniform design that fits in perfectly with the surrounding architecture.

Lens system and models

The ceiling version of Emi is available in two sizes, one thinner and one wider, and in different lengths. It has a linear structure formed of a vertical tube that generates a direct beam of light. What makes it special is its modular options: it can be used individually or by combining different elements, therefore creating ever different and spectacular combinations of light, while maintaining its elegant simplicity.

The floor version of EMI seems to float on air, made lighter by a rod that connects it to the base, while maintaining the triangular identity that characterises the ceiling version. This model has two-way lighting: in the upper part, the light is powerful enough to light up a whole space without any glare, thanks to the special shape of the beam of light. In the lower part, the light is soft and diffused, which is perfect for combining with other sources of light such as a television.

The table version of Emi works in a similar way to the floor version, but it is a smaller size, adapting perfectly and discreetly to any horizontal surface.

Control Systems

The Ceiling models are available with the following setting options *Non Dimming*, *DALI*, *1-10V* and *Mains Dimming*. While the *Floor* and *Table* versions can be adjusted with *Touch Dimming* capacitive sensors in the top part of the central rod.

Additional Information

The advanced technology of Emi goes perfectly with its sustainable design. The lamp's body is mainly made from aluminium (partially recycled and completely recycled), guaranteeing a lower environmental impact.

Durability is another key part of Emi's design. The product is designed to stand the test of time with the goal of avoiding waste and rapid obsolescence. Every lens unit can be replaced individually to make maintenance easier, while the absence of glues and welding simplifies the disassembly and correct disposal of individual parts at the useful end of the product's life.

Mains Dimming Products – Please read *Mains Dimming* disclaimer in drivers chapter.

Before placing your order, please consult the product details also on the Flos professional website, in its technical data sheet and in the installation and assembly instructions to find all the information that may not be included in this catalogue or that could be relevant to your specific project or installation.

Compliance of Standards and Quality Marks

Luminaire conforms to European Technical Standard EN60598-1 and secondary parts.

NEW

EMI

DESIGNED BY ERWAN BOUROLLEC



EMI CEILING
LARGE
H240



EMI CEILING
LARGE
H340



EMI CEILING
LARGE
H540



LIGHT SOURCE
LED ARRAY
28W
2289 lm
2700K/CRI 90
2303 lm
3000K/CRI 90

EMI CEILING
SMALL
H240



EMI CEILING
SMALL
H340



EMI CEILING
SMALL
H540



LIGHT SOURCE
POWER LED
11W
751 lm
2700K/CRI 90
772 lm
3000K/CRI 90

LIGHT SOURCE
POWER LED
Mains Dimming
8,5W
607 lm
2700K/CRI 90
631 lm
3000K/CRI 90

NEW

EMI

DESIGNED BY ERWAN BOUROLLEC

EMI
FLOOR



COMING SOON

EMI
TABLE



COMING SOON

Emi Ceiling

OW Off White



OW.XX All Off White



RY Deep Red



GY Deep Green



ZY Deep Blue



Emi Table

OW Off White



OW.XX All Off White



RY Deep Red



GY Deep Green



ZY Deep Blue



Emi Floor

OW Off White



OW.XX All Off White



RY Deep Red



GY Deep Green

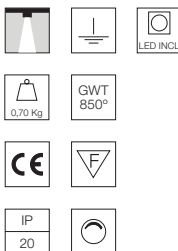
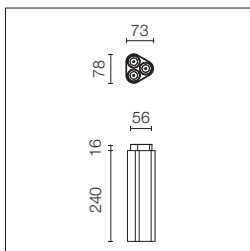


ZY Deep Blue



Emi Ceiling Small H240

Light Source: Power LED 900 mA - 11W - 751 lm - 2700K/CRI 90 / 772 lm - 3000K/CRI 90
 Power LED Mains Dimming 700 mA - 8,5W - 607 lm - 2700K/CRI 90 / 631 lm - 3000K/CRI 90



Apparecchio a basso abbagliamento per installazione su superficie. Fonte di alimentazione da 220-240 V integrata. Ricambi del modulo ottico (lenti) disponibili, consultare gli accessori. Le diverse opzioni di lenti accessorie (secondo l'angolo del fascio) sono intercambiabili.

Anti-glare appliance for installation on surfaces. Built-in 220-240 V power supply. Spare parts for the optical module (lens) are available, please see the accessories. The various accessory lens options (depending on the beam angle) are interchangeable.

Optic Spot 2700K

Non Dimming

- 05.4300.OW
- 05.4300.OW.78
- 05.4300.RY
- 05.4300.GY
- 05.4300.ZY

DALI 2

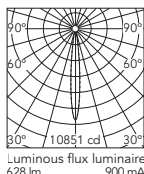
- 05.4300.OW.DA
- 05.4300.OW.YU
- 05.4300.RY.DA
- 05.4300.GY.DA
- 05.4300.ZY.DA

1-10V

- 05.4300.OW.1V
- 05.4300.OW.RX
- 05.4300.RY.1V
- 05.4300.GY.1V
- 05.4300.ZY.1V

Mains Dimming

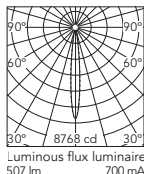
- 05.4300.OW.NI
- 05.4300.OW.CN
- 05.4300.RY.NI
- 05.4300.GY.NI
- 05.4300.ZY.NI



Beam Angle: 11°

h(m)	E(lx)	D(m)
1	10851	0.20
2	2713	0.39
3	1206	0.59
4	678	0.78
5	434	0.98

Luminous flux luminaire 10851 cd 900 mA



Beam Angle: 11°

h(m)	E(lx)	D(m)
1	8768	0.20
2	2192	0.39
3	974	0.59
4	548	0.78
5	351	0.98

Luminous flux luminaire 8768 cd 700 mA

Optic Medium 2700K

Non Dimming

- 05.4301.OW
- 05.4301.OW.78
- 05.4301.RY
- 05.4301.GY
- 05.4301.ZY

DALI 2

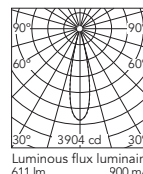
- 05.4301.OW.DA
- 05.4301.OW.YU
- 05.4301.RY.DA
- 05.4301.GY.DA
- 05.4301.ZY.DA

1-10V

- 05.4301.OW.1V
- 05.4301.OW.RX
- 05.4301.RY.1V
- 05.4301.GY.1V
- 05.4301.ZY.1V

Mains Dimming

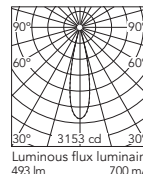
- 05.4301.OW.NI
- 05.4301.OW.CN
- 05.4301.RY.NI
- 05.4301.GY.NI
- 05.4301.ZY.NI



Beam Angle: 23°

h(m)	E(lx)	D(m)
1	3904	0.40
2	976	0.81
3	434	1.21
4	244	1.62
5	156	2.02

Luminous flux luminaire 3904 cd 900 mA



Beam Angle: 23°

h(m)	E(lx)	D(m)
1	3153	0.40
2	788	0.81
3	350	1.21
4	197	1.62
5	126	2.02

Luminous flux luminaire 3153 cd 700 mA

3000K

Non Dimming

- 05.4305.OW
- 05.4305.OW.78
- 05.4305.RY
- 05.4305.GY
- 05.4305.ZY

DALI 2

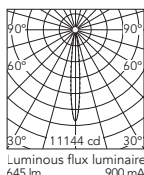
- 05.4305.OW.DA
- 05.4305.OW.YU
- 05.4305.RY.DA
- 05.4305.GY.DA
- 05.4305.ZY.DA

1-10V

- 05.4305.OW.1V
- 05.4305.OW.RX
- 05.4305.RY.1V
- 05.4305.GY.1V
- 05.4305.ZY.1V

Mains Dimming

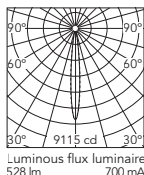
- 05.4305.OW.NI
- 05.4305.OW.CN
- 05.4305.RY.NI
- 05.4305.GY.NI
- 05.4305.ZY.NI



Beam Angle: 11°

h(m)	E(lx)	D(m)
1	11144	0.20
2	2786	0.39
3	1238	0.59
4	697	0.78
5	446	0.98

Luminous flux luminaire 11144 cd 900 mA



Beam Angle: 11°

h(m)	E(lx)	D(m)
1	9115	0.20
2	2279	0.39
3	1013	0.59
4	570	0.78
5	365	0.98

Luminous flux luminaire 9115 cd 700 mA

3000K

Non Dimming

- 05.4306.OW
- 05.4306.OW.78
- 05.4306.RY
- 05.4306.GY
- 05.4306.ZY

DALI 2

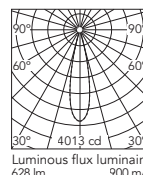
- 05.4306.OW.DA
- 05.4306.OW.YU
- 05.4306.RY.DA
- 05.4306.GY.DA
- 05.4306.ZY.DA

1-10V

- 05.4306.OW.1V
- 05.4306.OW.RX
- 05.4306.RY.1V
- 05.4306.GY.1V
- 05.4306.ZY.1V

Mains Dimming

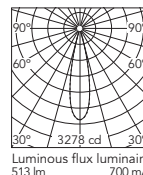
- 05.4306.OW.NI
- 05.4306.OW.CN
- 05.4306.RY.NI
- 05.4306.GY.NI
- 05.4306.ZY.NI



Beam Angle: 23°

h(m)	E(lx)	D(m)
1	4013	0.40
2	1003	0.81
3	446	1.21
4	251	1.62
5	161	2.02

Luminous flux luminaire 4013 cd 900 mA








Beam Angle: 23°

h(m)	E(lx)	D(m)
1	3278	0.40
2	820	0.81
3	364	1.21
4	205	1.62
5	131	2.02






Luminous flux luminaire 3278 cd 700 mA

Optic Flood 2700K






Non Dimming

-  05.4302.OW
-  05.4302.OW.78
-  05.4302.RY
-  05.4302.GY
-  05.4302.ZY






DALI 2

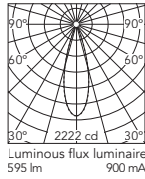
-  05.4302.OW.DA
-  05.4302.OW.YU
-  05.4302.RY.DA
-  05.4302.GY.DA
-  05.4302.ZY.DA

1-10V

-  05.4302.OW.1V
-  05.4302.OW.RX
-  05.4302.RY.1V
-  05.4302.GY.1V
-  05.4302.ZY.1V

Mains Dimming

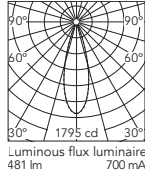
-  05.4302.OW.NI
-  05.4302.OW.CN
-  05.4302.RY.NI
-  05.4302.GY.NI
-  05.4302.ZY.NI



Beam Angle: 30°

h(m)	E(lx)	D(m)
1	2223	0.54
2	556	1.07
3	247	1.61
4	139	2.14
5	89	2.68

Luminous flux luminaire
595 lm 900 mA








Beam Angle: 30°

h(m)	E(lx)	D(m)
1	1796	0.54
2	449	1.07
3	200	1.61
4	112	2.14
5	72	2.68






Luminous flux luminaire
481 lm 700 mA

Optic Wide Flood 2700K






Non Dimming

-  05.4303.OW
-  05.4303.OW.78
-  05.4303.RY
-  05.4303.GY
-  05.4303.ZY






DALI 2

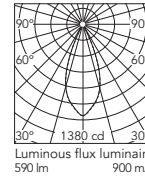
-  05.4303.OW.DA
-  05.4303.OW.YU
-  05.4303.RY.DA
-  05.4303.GY.DA
-  05.4303.ZY.DA

1-10V

-  05.4303.OW.1V
-  05.4303.OW.RX
-  05.4303.RY.1V
-  05.4303.GY.1V
-  05.4303.ZY.1V

Mains Dimming

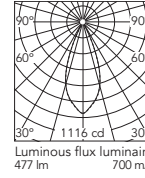
-  05.4303.OW.NI
-  05.4303.OW.CN
-  05.4303.RY.NI
-  05.4303.GY.NI
-  05.4303.ZY.NI



Beam Angle: 41°

h(m)	E(lx)	D(m)
1	1380	0.75
2	345	1.49
3	153	2.24
4	86	2.98
5	55	3.73

Luminous flux luminaire
590 lm 900 mA








Beam Angle: 41°

h(m)	E(lx)	D(m)
1	1116	0.75
2	279	1.49
3	124	2.24
4	70	2.98
5	45	3.73






Luminous flux luminaire
477 lm 700 mA

3000K






Non Dimming

-  05.4307.OW
-  05.4307.OW.78
-  05.4307.RY
-  05.4307.GY
-  05.4307.ZY






DALI 2

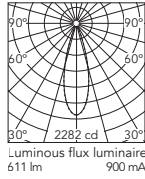
-  05.4307.OW.DA
-  05.4307.OW.YU
-  05.4307.RY.DA
-  05.4307.GY.DA
-  05.4307.ZY.DA

1-10V

-  05.4307.OW.1V
-  05.4307.OW.RX
-  05.4307.RY.1V
-  05.4307.GY.1V
-  05.4307.ZY.1V

Mains Dimming

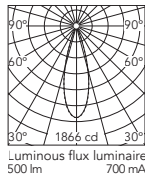
-  05.4307.OW.NI
-  05.4307.OW.CN
-  05.4307.RY.NI
-  05.4307.GY.NI
-  05.4307.ZY.NI



Beam Angle: 30°

h(m)	E(lx)	D(m)
1	2282	0.54
2	571	1.07
3	254	1.61
4	143	2.14
5	91	2.68

Luminous flux luminaire
611 lm 900 mA








Beam Angle: 30°

h(m)	E(lx)	D(m)
1	1867	0.54
2	467	1.07
3	207	1.61
4	117	2.14
5	75	2.68






Luminous flux luminaire
500 lm 700 mA

3000K






Non Dimming

-  05.4308.OW
-  05.4308.OW.78
-  05.4308.RY
-  05.4308.GY
-  05.4308.ZY






DALI 2

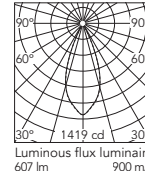
-  05.4308.OW.DA
-  05.4308.OW.YU
-  05.4308.RY.DA
-  05.4308.GY.DA
-  05.4308.ZY.DA

1-10V

-  05.4308.OW.1V
-  05.4308.OW.RX
-  05.4308.RY.1V
-  05.4308.GY.1V
-  05.4308.ZY.1V

Mains Dimming

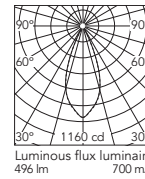
-  05.4308.OW.NI
-  05.4308.OW.CN
-  05.4308.RY.NI
-  05.4308.GY.NI
-  05.4308.ZY.NI



Beam Angle: 41°

h(m)	E(lx)	D(m)
1	1419	0.75
2	355	1.49
3	158	2.24
4	89	2.98
5	57	3.73

Luminous flux luminaire
607 lm 900 mA



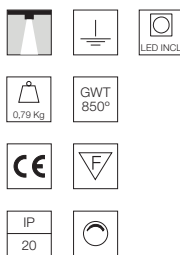
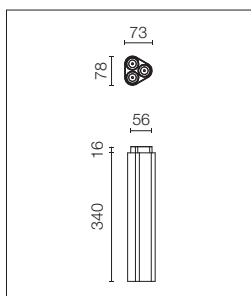
Beam Angle: 41°

h(m)	E(lx)	D(m)
1	1160	0.75
2	290	1.49
3	129	2.24
4	72	2.98
5	46	3.73

Luminous flux luminaire
496 lm 700 mA

Emi Ceiling Small H340

Light Source: Power LED 900 mA - 11W - 751 lm - 2700K/CRI 90 / 772 lm - 3000K/CRI 90
 Power LED Mains Dimming 700 mA - 8,5W - 607 lm - 2700K/CRI 90 / 631 lm - 3000K/CRI 90



Apparecchio a basso abbagliamento per installazione su superficie. Fonte di alimentazione da 220-240 V integrata. Ricambi del modulo ottico (lenti) disponibili, consultare gli accessori. Le diverse opzioni di lenti accessorie (secondo l'angolo del fascio) sono intercambiabili.

Anti-glare appliance for installation on surfaces. Built-in 220-240 V power supply. Spare parts for the optical module (lens) are available, please see the accessories. The various accessory lens options (depending on the beam angle) are interchangeable.

Optic Spot 2700K

Non Dimming

- 05.4310.OW
- 05.4310.OW.78
- 05.4310.RY
- 05.4310.GY
- 05.4310.ZY

DALI 2

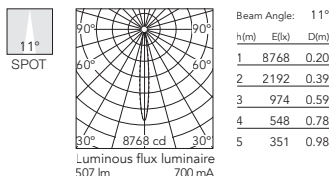
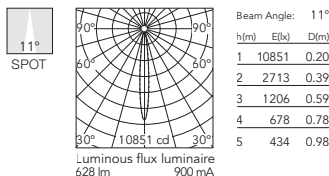
- 05.4310.OW.DA
- 05.4310.OW.YU
- 05.4310.RY.DA
- 05.4310.GY.DA
- 05.4310.ZY.DA

1-10V

- 05.4310.OW.1V
- 05.4310.OW.RX
- 05.4310.RY.1V
- 05.4310.GY.1V
- 05.4310.ZY.1V

Mains Dimming

- 05.4310.OW.NI
- 05.4310.OW.CN
- 05.4310.RY.NI
- 05.4310.GY.NI
- 05.4310.ZY.NI



Optic Medium 2700K

Non Dimming

- 05.4311.OW
- 05.4311.OW.78
- 05.4311.RY
- 05.4311.GY
- 05.4311.ZY

DALI 2

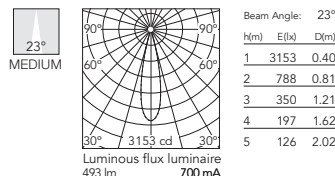
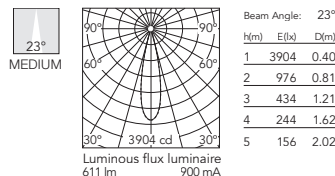
- 05.4311.OW.DA
- 05.4311.OW.YU
- 05.4311.RY.DA
- 05.4311.GY.DA
- 05.4311.ZY.DA

1-10V

- 05.4311.OW.1V
- 05.4311.OW.RX
- 05.4311.RY.1V
- 05.4311.GY.1V
- 05.4311.ZY.1V

Mains Dimming

- 05.4311.OW.NI
- 05.4311.OW.CN
- 05.4311.RY.NI
- 05.4311.GY.NI
- 05.4311.ZY.NI



3000K

Non Dimming

- 05.4315.OW
- 05.4315.OW.78
- 05.4315.RY
- 05.4315.GY
- 05.4315.ZY

DALI 2

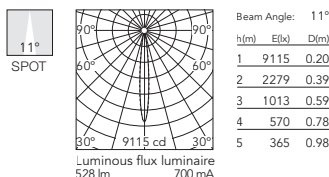
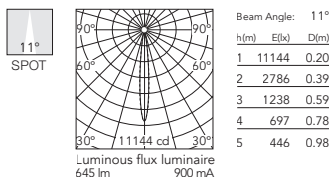
- 05.4315.OW.DA
- 05.4315.OW.YU
- 05.4315.RY.DA
- 05.4315.GY.DA
- 05.4315.ZY.DA

1-10V

- 05.4315.OW.1V
- 05.4315.OW.RX
- 05.4315.RY.1V
- 05.4315.GY.1V
- 05.4315.ZY.1V

Mains Dimming

- 05.4315.OW.NI
- 05.4315.OW.CN
- 05.4315.RY.NI
- 05.4315.GY.NI
- 05.4315.ZY.NI



3000K

Non Dimming

- 05.4316.OW
- 05.4316.OW.78
- 05.4316.RY
- 05.4316.GY
- 05.4316.ZY

DALI 2

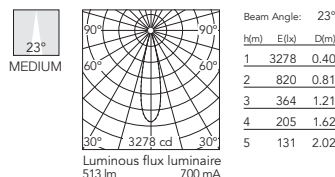
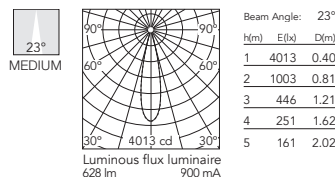
- 05.4316.OW.DA
- 05.4316.OW.YU
- 05.4316.RY.DA
- 05.4316.GY.DA
- 05.4316.ZY.DA

1-10V

- 05.4316.OW.1V
- 05.4316.OW.RX
- 05.4316.RY.1V
- 05.4316.GY.1V
- 05.4316.ZY.1V






Mains Dimming

- 05.4316.OW.NI
- 05.4316.OW.CN
- 05.4316.RY.NI
- 05.4316.GY.NI
- 05.4316.ZY.NI








Optic Flood 2700K






Non Dimming

-  05.4312.OW
-  05.4312.OW.78
-  05.4312.RY
-  05.4312.GY
-  05.4312.ZY





DALI 2

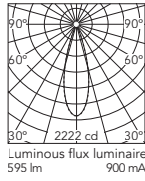
-  05.4312.OW.DA
-  05.4312.OW.YU
-  05.4312.RY.DA
-  05.4312.GY.DA
-  05.4312.ZY.DA

1-10V

-  05.4312.OW.1V
-  05.4312.OW.RX
-  05.4312.RY.1V
-  05.4312.GY.1V
-  05.4312.ZY.1V

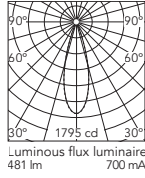
Mains Dimming

-  05.4312.OW.NI
-  05.4312.OW.CN
-  05.4312.RY.NI
-  05.4312.GY.NI
-  05.4312.ZY.NI



Beam Angle: 30°

h(m)	E(lx)	D(m)
1	2223	0.54
2	556	1.07
3	247	1.61
4	139	2.14
5	89	2.68






Beam Angle: 30°






h(m)	E(lx)	D(m)
1	1796	0.54
2	449	1.07
3	200	1.61
4	112	2.14
5	72	2.68

Optic Wide Flood 2700K






Non Dimming

-  05.4313.OW
-  05.4313.OW.78
-  05.4313.RY
-  05.4313.GY
-  05.4313.ZY






DALI 2

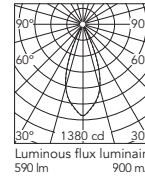
-  05.4313.OW.DA
-  05.4313.OW.YU
-  05.4313.RY.DA
-  05.4313.GY.DA
-  05.4313.ZY.DA

1-10V

-  05.4313.OW.1V
-  05.4313.OW.RX
-  05.4313.RY.1V
-  05.4313.GY.1V
-  05.4313.ZY.1V

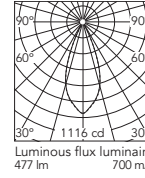
Mains Dimming

-  05.4313.OW.NI
-  05.4313.OW.CN
-  05.4313.RY.NI
-  05.4313.GY.NI
-  05.4313.ZY.NI



Beam Angle: 41°

h(m)	E(lx)	D(m)
1	1380	0.75
2	345	1.49
3	153	2.24
4	86	2.98
5	55	3.73








Beam Angle: 41°






h(m)	E(lx)	D(m)
1	1116	0.75
2	279	1.49
3	124	2.24
4	70	2.98
5	45	3.73

3000K






Non Dimming

-  05.4317.OW
-  05.4317.OW.78
-  05.4317.RY
-  05.4317.GY
-  05.4317.ZY






DALI 2

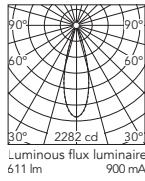
-  05.4317.OW.DA
-  05.4317.OW.YU
-  05.4317.RY.DA
-  05.4317.GY.DA
-  05.4317.ZY.DA

1-10V

-  05.4317.OW.1V
-  05.4317.OW.RX
-  05.4317.RY.1V
-  05.4317.GY.1V
-  05.4317.ZY.1V

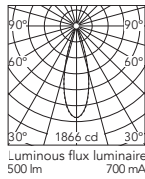
Mains Dimming

-  05.4317.OW.NI
-  05.4317.OW.CN
-  05.4317.RY.NI
-  05.4317.GY.NI
-  05.4317.ZY.NI



Beam Angle: 30°

h(m)	E(lx)	D(m)
1	2282	0.54
2	571	1.07
3	254	1.61
4	143	2.14
5	91	2.68








Beam Angle: 30°






h(m)	E(lx)	D(m)
1	1867	0.54
2	467	1.07
3	207	1.61
4	117	2.14
5	75	2.68

3000K






Non Dimming

-  05.4318.OW
-  05.4318.OW.78
-  05.4318.RY
-  05.4318.GY
-  05.4318.ZY






DALI 2

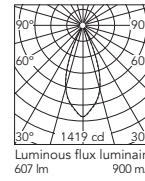
-  05.4318.OW.DA
-  05.4318.OW.YU
-  05.4318.RY.DA
-  05.4318.GY.DA
-  05.4318.ZY.DA

1-10V

-  05.4318.OW.1V
-  05.4318.OW.RX
-  05.4318.RY.1V
-  05.4318.GY.1V
-  05.4318.ZY.1V

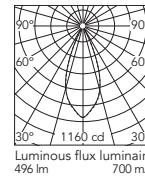
Mains Dimming

-  05.4318.OW.NI
-  05.4318.OW.CN
-  05.4318.RY.NI
-  05.4318.GY.NI
-  05.4318.ZY.NI



Beam Angle: 41°

h(m)	E(lx)	D(m)
1	1419	0.75
2	355	1.49
3	158	2.24
4	89	2.98
5	57	3.73

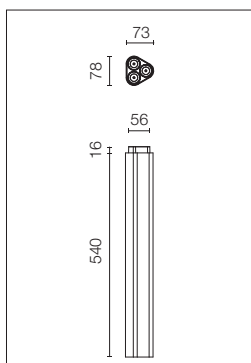


Beam Angle: 41°

h(m)	E(lx)	D(m)
1	1160	0.75
2	290	1.49
3	129	2.24
4	72	2.98
5	46	3.73

Emi Ceiling Small H540

Light Source: Power LED 900 mA - 11W - 751 lm - 2700K/CRI 90 / 772 lm - 3000K/CRI 90
Power LED Mains Dimming 700 mA - 8,5W - 607 lm - 2700K/CRI 90 / 631 lm - 3000K/CRI 90



Apparecchio a basso abbagliamento per installazione su superficie. Fonte di alimentazione da 220-240 V integrata. Ricambi del modulo ottico (lenti) disponibili, consultare gli accessori. Le diverse opzioni di lenti accessorie (secondo l'angolo del fascio) sono intercambiabili.

Anti-glare appliance for installation on surfaces. Built-in 220-240 V power supply. Spare parts for the optical module (lens) are available, please see the accessories. The various accessory lens options (depending on the beam angle) are interchangeable.

Optic Spot 2700K

Non Dimming

- 05.4320.OW
- 05.4320.OW.78
- 05.4320.RY
- 05.4320.GY
- 05.4320.ZY

DALI 2

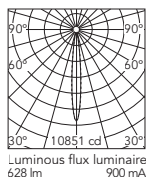
- 05.4320.OW.DA
- 05.4320.OW.YU
- 05.4320.RY.DA
- 05.4320.GY.DA
- 05.4320.ZY.DA

1-10V

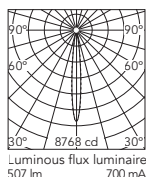
- 05.4320.OW.1V
- 05.4320.OW.RX
- 05.4320.RY.1V
- 05.4320.GY.1V
- 05.4320.ZY.1V

Mains Dimming

- 05.4320.OW.NI
- 05.4320.OW.CN
- 05.4320.RY.NI
- 05.4320.GY.NI
- 05.4320.ZY.NI



h(m)	E(lx)	D(m)
1	10851	0.20
2	2713	0.39
3	1206	0.59
4	678	0.78
5	434	0.98



h(m)	E(lx)	D(m)
1	8768	0.20
2	2192	0.39
3	974	0.59
4	548	0.78
5	351	0.98

Optic Medium 2700K

Non Dimming

- 05.4321.OW
- 05.4321.OW.78
- 05.4321.RY
- 05.4321.GY
- 05.4321.ZY

DALI 2

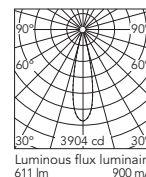
- 05.4321.OW.DA
- 05.4321.OW.YU
- 05.4321.RY.DA
- 05.4321.GY.DA
- 05.4321.ZY.DA

1-10V

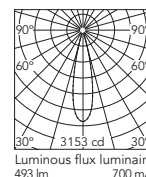
- 05.4321.OW.1V
- 05.4321.OW.RX
- 05.4321.RY.1V
- 05.4321.GY.1V
- 05.4321.ZY.1V

Mains Dimming

- 05.4321.OW.NI
- 05.4321.OW.CN
- 05.4321.RY.NI
- 05.4321.GY.NI
- 05.4321.ZY.NI



h(m)	E(lx)	D(m)
1	3904	0.40
2	976	0.81
3	434	1.21
4	244	1.62
5	156	2.02



h(m)	E(lx)	D(m)
1	3153	0.40
2	788	0.81
3	350	1.21
4	197	1.62
5	126	2.02

3000K

Non Dimming

- 05.4325.OW
- 05.4325.OW.78
- 05.4325.RY
- 05.4325.GY
- 05.4325.ZY

DALI 2

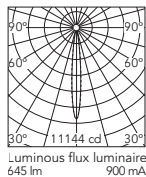
- 05.4325.OW.DA
- 05.4325.OW.YU
- 05.4325.RY.DA
- 05.4325.GY.DA
- 05.4325.ZY.DA

1-10V

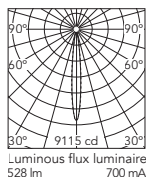
- 05.4325.OW.1V
- 05.4325.OW.RX
- 05.4325.RY.1V
- 05.4325.GY.1V
- 05.4325.ZY.1V

Mains Dimming

- 05.4325.OW.NI
- 05.4325.OW.CN
- 05.4325.RY.NI
- 05.4325.GY.NI
- 05.4325.ZY.NI



h(m)	E(lx)	D(m)
1	11144	0.20
2	2786	0.39
3	1238	0.59
4	697	0.78
5	446	0.98



h(m)	E(lx)	D(m)
1	9115	0.20
2	2279	0.39
3	1013	0.59
4	570	0.78
5	365	0.98

3000K

Non Dimming

- 05.4326.OW
- 05.4326.OW.78
- 05.4326.RY
- 05.4326.GY
- 05.4326.ZY

DALI 2

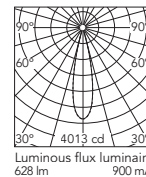
- 05.4326.OW.DA
- 05.4326.OW.YU
- 05.4326.RY.DA
- 05.4326.GY.DA
- 05.4326.ZY.DA

1-10V

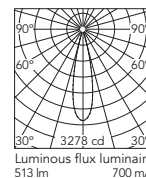
- 05.4326.OW.1V
- 05.4326.OW.RX
- 05.4326.RY.1V
- 05.4326.GY.1V
- 05.4326.ZY.1V

Mains Dimming

- 05.4326.OW.NI
- 05.4326.OW.CN
- 05.4326.RY.NI
- 05.4326.GY.NI
- 05.4326.ZY.NI



h(m)	E(lx)	D(m)
1	4013	0.40
2	1003	0.81
3	446	1.21
4	251	1.62
5	161	2.02



h(m)	E(lx)	D(m)
1	3278	0.40
2	820	0.81
3	364	1.21
4	205	1.62
5	131	2.02

Optic Flood 2700K

Non Dimming

- 05.4322.OW
- 05.4322.OW.78
- 05.4322.RY
- 05.4322.GY
- 05.4322.ZY

DALI 2

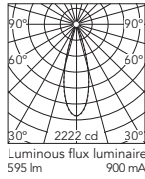
- 05.4322.OW.DA
- 05.4322.OW.YU
- 05.4322.RY.DA
- 05.4322.GY.DA
- 05.4322.ZY.DA

1-10V

- 05.4322.OW.1V
- 05.4322.OW.RX
- 05.4322.RY.1V
- 05.4322.GY.1V
- 05.4322.ZY.1V

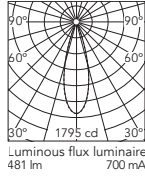
Mains Dimming

- 05.4322.OW.NI
- 05.4322.OW.CN
- 05.4322.RY.NI
- 05.4322.GY.NI
- 05.4322.ZY.NI



Beam Angle: 30°

h(m)	E(lx)	D(m)
1	2223	0.54
2	556	1.07
3	247	1.61
4	139	2.14
5	89	2.68



Beam Angle: 30°

h(m)	E(lx)	D(m)
1	1796	0.54
2	449	1.07
3	200	1.61
4	112	2.14
5	72	2.68

Optic Wide Flood 2700K

Non Dimming

- 05.4323.OW
- 05.4323.OW.78
- 05.4323.RY
- 05.4323.GY
- 05.4323.ZY

DALI 2

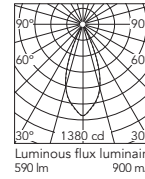
- 05.4323.OW.DA
- 05.4323.OW.YU
- 05.4323.RY.DA
- 05.4323.GY.DA
- 05.4323.ZY.DA

1-10V

- 05.4323.OW.1V
- 05.4323.OW.RX
- 05.4323.RY.1V
- 05.4323.GY.1V
- 05.4323.ZY.1V

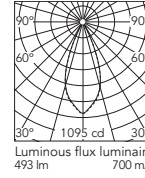
Mains Dimming

- 05.4323.OW.NI
- 05.4323.OW.CN
- 05.4323.RY.NI
- 05.4323.GY.NI
- 05.4323.ZY.NI



Beam Angle: 41°

h(m)	E(lx)	D(m)
1	1380	0.75
2	345	1.49
3	153	2.24
4	86	2.98
5	55	3.73



Beam Angle: 42°

h(m)	E(lx)	D(m)
1	1095	0.76
2	274	1.52
3	122	2.28
4	68	3.04
5	44	3.80

3000K

Non Dimming

- 05.4327.OW
- 05.4327.OW.78
- 05.4327.RY
- 05.4327.GY
- 05.4327.ZY

DALI 2

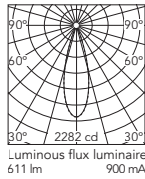
- 05.4327.OW.DA
- 05.4327.OW.YU
- 05.4327.RY.DA
- 05.4327.GY.DA
- 05.4327.ZY.DA

1-10V

- 05.4327.OW.1V
- 05.4327.OW.RX
- 05.4327.RY.1V
- 05.4327.GY.1V
- 05.4327.ZY.1V

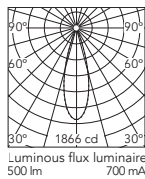
Mains Dimming

- 05.4327.OW.NI
- 05.4327.OW.CN
- 05.4327.RY.NI
- 05.4327.GY.NI
- 05.4327.ZY.NI



Beam Angle: 30°

h(m)	E(lx)	D(m)
1	2282	0.54
2	571	1.07
3	254	1.61
4	143	2.14
5	91	2.68



Beam Angle: 30°

h(m)	E(lx)	D(m)
1	1867	0.54
2	467	1.07
3	207	1.61
4	117	2.14
5	75	2.68

3000K

Non Dimming

- 05.4328.OW
- 05.4328.OW.78
- 05.4328.RY
- 05.4328.GY
- 05.4328.ZY

DALI 2

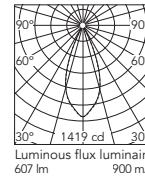
- 05.4328.OW.DA
- 05.4328.OW.YU
- 05.4328.RY.DA
- 05.4328.GY.DA
- 05.4328.ZY.DA

1-10V

- 05.4328.OW.1V
- 05.4328.OW.RX
- 05.4328.RY.1V
- 05.4328.GY.1V
- 05.4328.ZY.1V

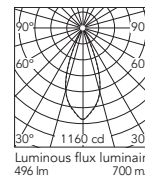
Mains Dimming

- 05.4328.OW.NI
- 05.4328.OW.CN
- 05.4328.RY.NI
- 05.4328.GY.NI
- 05.4328.ZY.NI



Beam Angle: 41°

h(m)	E(lx)	D(m)
1	1419	0.75
2	355	1.49
3	158	2.24
4	89	2.98
5	57	3.73

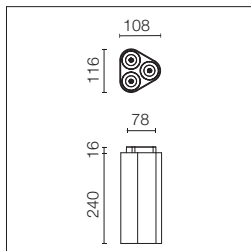


Beam Angle: 41°

h(m)	E(lx)	D(m)
1	1160	0.75
2	290	1.49
3	129	2.24
4	72	2.98
5	46	3.73

Emi Ceiling Large H240

Light Source: LED Array - 28W - 2289 lm - 2700K/CRI 90 / 2303 lm - 3000K/CRI 90



Apparecchio a basso abbagliamento per installazione su superficie. Fonte di alimentazione da 220-240 V integrata. Ricambi del modulo ottico (lenti) disponibili, consultare gli accessori. Le diverse opzioni di lenti accessorie (secondo l'angolo del fascio) sono intercambiabili.

Anti-glare appliance for installation on surfaces. Built-in 220-240 V power supply. Spare parts for the optical module (lens) are available, please see the accessories. The various accessory lens options (depending on the beam angle) are interchangeable.

Optic Spot 2700K

Non Dimming

- 05.4330.OW
- 05.4330.OW.78
- 05.4330.RY
- 05.4330.GY
- 05.4330.ZY

DALI 2

- 05.4330.OW.DA
- 05.4330.OW.YU
- 05.4330.RY.DA
- 05.4330.GY.DA
- 05.4330.ZY.DA

1-10V

- 05.4330.OW.1V
- 05.4330.OW.RX
- 05.4330.RY.1V
- 05.4330.GY.1V
- 05.4330.ZY.1V

Mains Dimming

- 05.4330.OW.NI
- 05.4330.OW.CN
- 05.4330.RY.NI
- 05.4330.GY.NI
- 05.4330.ZY.NI

3000K

Non Dimming

- 05.4335.OW
- 05.4335.OW.78
- 05.4335.RY
- 05.4335.GY
- 05.4335.ZY

DALI 2

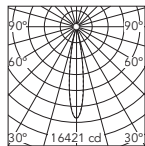
- 05.4335.OW.DA
- 05.4335.OW.YU
- 05.4335.RY.DA
- 05.4335.GY.DA
- 05.4335.ZY.DA

1-10V

- 05.4335.OW.1V
- 05.4335.OW.RX
- 05.4335.RY.1V
- 05.4335.GY.1V
- 05.4335.ZY.1V

Mains Dimming

- 05.4335.OW.NI
- 05.4335.OW.CN
- 05.4335.RY.NI
- 05.4335.GY.NI
- 05.4335.ZY.NI



Beam Angle: 17°

h(m)	E(lx)	D(m)
1	16421	0.30
2	4105	0.60
3	1825	0.91
4	1026	1.21
5	657	1.51

Optic Medium 2700K

Non Dimming

- 05.4331.OW
- 05.4331.OW.78
- 05.4331.RY
- 05.4331.GY
- 05.4331.ZY

DALI 2

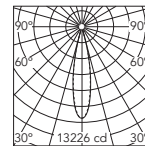
- 05.4331.OW.DA
- 05.4331.OW.YU
- 05.4331.RY.DA
- 05.4331.GY.DA
- 05.4331.ZY.DA

1-10V

- 05.4331.OW.1V
- 05.4331.OW.RX
- 05.4331.RY.1V
- 05.4331.GY.1V
- 05.4331.ZY.1V

Mains Dimming

- 05.4331.OW.NI
- 05.4331.OW.CN
- 05.4331.RY.NI
- 05.4331.GY.NI
- 05.4331.ZY.NI



Beam Angle: 22°

h(m)	E(lx)	D(m)
1	13226	0.38
2	3307	0.76
3	1470	1.14
4	827	1.52
5	529	1.90

3000K

Non Dimming

- 05.4336.OW
- 05.4336.OW.78
- 05.4336.RY
- 05.4336.GY
- 05.4336.ZY

DALI 2

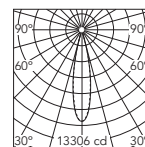
- 05.4336.OW.DA
- 05.4336.OW.YU
- 05.4336.RY.DA
- 05.4336.GY.DA
- 05.4336.ZY.DA

1-10V

- 05.4336.OW.1V
- 05.4336.OW.RX
- 05.4336.RY.1V
- 05.4336.GY.1V
- 05.4336.ZY.1V

Mains Dimming

- 05.4336.OW.NI
- 05.4336.OW.CN
- 05.4336.RY.NI
- 05.4336.GY.NI
- 05.4336.ZY.NI








Beam Angle: 22°






h(m)	E(lx)	D(m)
1	13306	0.38
2	3327	0.76
3	1478	1.14
4	832	1.52
5	532	1.90

**Optic Flood
2700K**






Non Dimming

-  05.4332.OW
-  05.4332.OW.78
-  05.4332.RY
-  05.4332.GY
-  05.4332.ZY






DALI 2

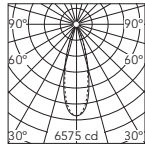
-  05.4332.OW.DA
-  05.4332.OW.YU
-  05.4332.RY.DA
-  05.4332.GY.DA
-  05.4332.ZY.DA

1-10V

-  05.4332.OW.1V
-  05.4332.OW.RX
-  05.4332.RY.1V
-  05.4332.GY.1V
-  05.4332.ZY.1V

Mains Dimming

-  05.4332.OW.NI
-  05.4332.OW.CN
-  05.4332.RY.NI
-  05.4332.GY.NI
-  05.4332.ZY.NI








Beam Angle: 30°

h(m)	E(lx)	D(m)
1	6575	0.54
2	1644	1.08
3	731	1.62
4	411	2.16
5	263	2.70






Luminous flux luminaire
1801 lm

3000K






Non Dimming

-  05.4337.OW
-  05.4337.OW.78
-  05.4337.RY
-  05.4337.GY
-  05.4337.ZY






DALI 2

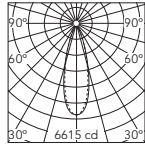
-  05.4337.OW.DA
-  05.4337.OW.YU
-  05.4337.RY.DA
-  05.4337.GY.DA
-  05.4337.ZY.DA

1-10V

-  05.4337.OW.1V
-  05.4337.OW.RX
-  05.4337.RY.1V
-  05.4337.GY.1V
-  05.4337.ZY.1V

Mains Dimming

-  05.4337.OW.NI
-  05.4337.OW.CN
-  05.4337.RY.NI
-  05.4337.GY.NI
-  05.4337.ZY.NI



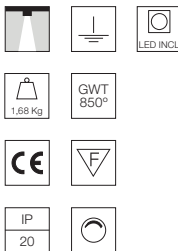
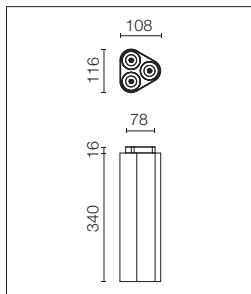
Beam Angle: 30°

h(m)	E(lx)	D(m)
1	6615	0.54
2	1654	1.08
3	735	1.62
4	413	2.16
5	265	2.70

Luminous flux luminaire
1812 lm

Emi Ceiling Large H340

Light Source: LED Array - 28W - 2289 lm - 2700K/CRI 90 / 2303 lm - 3000K/CRI 90



Apparecchio a basso abbagliamento per installazione su superficie. Fonte di alimentazione da 220-240 V integrata. Ricambi del modulo ottico (lenti) disponibili, consultare gli accessori. Le diverse opzioni di lenti accessorie (secondo l'angolo del fascio) sono intercambiabili.

Anti-glare appliance for installation on surfaces. Built-in 220-240 V power supply. Spare parts for the optical module (lens) are available, please see the accessories. The various accessory lens options (depending on the beam angle) are interchangeable.

Optic Spot 2700K

Non Dimming

- 05.4340.OW
- 05.4340.OW.78
- 05.4340.RY
- 05.4340.GY
- 05.4340.ZY

DALI 2

- 05.4340.OW.DA
- 05.4340.OW.YU
- 05.4340.RY.DA
- 05.4340.GY.DA
- 05.4340.ZY.DA

1-10V

- 05.4340.OW.1V
- 05.4340.OW.RX
- 05.4340.RY.1V
- 05.4340.GY.1V
- 05.4340.ZY.1V

Mains Dimming

- 05.4340.OW.NI
- 05.4340.OW.CN
- 05.4340.RY.NI
- 05.4340.GY.NI
- 05.4340.ZY.NI

3000K

Non Dimming

- 05.4345.OW
- 05.4345.OW.78
- 05.4345.RY
- 05.4345.GY
- 05.4345.ZY

DALI 2

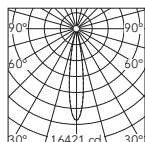
- 05.4345.OW.DA
- 05.4345.OW.YU
- 05.4345.RY.DA
- 05.4345.GY.DA
- 05.4345.ZY.DA

1-10V

- 05.4345.OW.1V
- 05.4345.OW.RX
- 05.4345.RY.1V
- 05.4345.GY.1V
- 05.4345.ZY.1V

Mains Dimming

- 05.4345.OW.NI
- 05.4345.OW.CN
- 05.4345.RY.NI
- 05.4345.GY.NI
- 05.4345.ZY.NI



Beam Angle: 17°

h(m)	E(lx)	D(m)
1	16421	0.30
2	4105	0.60
3	1825	0.91
4	1026	1.21
5	657	1.51

Luminous flux luminaire 1696 lm

Optic Medium 2700K

Non Dimming

- 05.4341.OW
- 05.4341.OW.78
- 05.4341.RY
- 05.4341.GY
- 05.4341.ZY

DALI 2

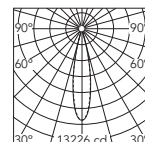
- 05.4341.OW.DA
- 05.4341.OW.YU
- 05.4341.RY.DA
- 05.4341.GY.DA
- 05.4341.ZY.DA

1-10V

- 05.4341.OW.1V
- 05.4341.OW.RX
- 05.4341.RY.1V
- 05.4341.GY.1V
- 05.4341.ZY.1V

Mains Dimming

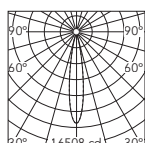
- 05.4341.OW.NI
- 05.4341.OW.CN
- 05.4341.RY.NI
- 05.4341.GY.NI
- 05.4341.ZY.NI



Beam Angle: 22°

h(m)	E(lx)	D(m)
1	13226	0.38
2	3307	0.76
3	1470	1.14
4	827	1.52
5	529	1.90

Luminous flux luminaire 1815 lm



Beam Angle: 17°

h(m)	E(lx)	D(m)
1	16508	0.30
2	4127	0.60
3	1834	0.91
4	1032	1.21
5	660	1.51

Luminous flux luminaire 1705 lm

3000K

Non Dimming

- 05.4346.OW
- 05.4346.OW.78
- 05.4346.RY
- 05.4346.GY
- 05.4346.ZY

DALI 2

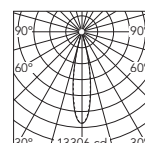
- 05.4346.OW.DA
- 05.4346.OW.YU
- 05.4346.RY.DA
- 05.4346.GY.DA
- 05.4346.ZY.DA

1-10V

- 05.4346.OW.1V
- 05.4346.OW.RX
- 05.4346.RY.1V
- 05.4346.GY.1V
- 05.4346.ZY.1V

Mains Dimming

- 05.4346.OW.NI
- 05.4346.OW.CN
- 05.4346.RY.NI
- 05.4346.GY.NI
- 05.4346.ZY.NI








Beam Angle: 22°

h(m)	E(lx)	D(m)
1	13306	0.38
2	3327	0.76
3	1478	1.14
4	832	1.52
5	532	1.90






Luminous flux luminaire 1826 lm

**Optic Flood
2700K**






Non Dimming

-  05.4342.OW
-  05.4342.OW.78
-  05.4342.RY
-  05.4342.GY
-  05.4342.ZY






DALI 2

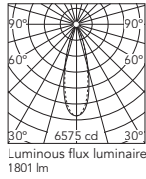
-  05.4342.OW.DA
-  05.4342.OW.YU
-  05.4342.RY.DA
-  05.4342.GY.DA
-  05.4342.ZY.DA

1-10V

-  05.4342.OW.1V
-  05.4342.OW.RX
-  05.4342.RY.1V
-  05.4342.GY.1V
-  05.4342.ZY.1V

Mains Dimming

-  05.4342.OW.NI
-  05.4342.OW.CN
-  05.4342.RY.NI
-  05.4342.GY.NI
-  05.4342.ZY.NI








Beam Angle: 30°





h(m)	E(lx)	D(m)
1	6575	0.54
2	1644	1.08
3	731	1.62
4	411	2.16
5	263	2.70

3000K






Non Dimming

-  05.4347.OW
-  05.4347.OW.78
-  05.4347.RY
-  05.4347.GY
-  05.4347.ZY






DALI 2

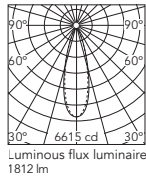
-  05.4347.OW.DA
-  05.4347.OW.YU
-  05.4347.RY.DA
-  05.4347.GY.DA
-  05.4347.ZY.DA

1-10V

-  05.4347.OW.1V
-  05.4347.OW.RX
-  05.4347.RY.1V
-  05.4347.GY.1V
-  05.4347.ZY.1V

Mains Dimming

-  05.4347.OW.NI
-  05.4347.OW.CN
-  05.4347.RY.NI
-  05.4347.GY.NI
-  05.4347.ZY.NI

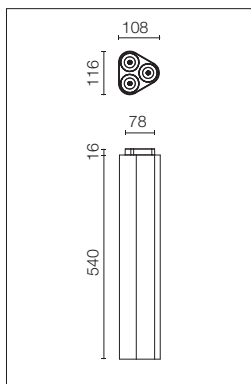


Beam Angle: 30°

h(m)	E(lx)	D(m)
1	6615	0.54
2	1654	1.08
3	735	1.62
4	413	2.16
5	265	2.70

Emi Ceiling Large H540

Light Source: LED Array - 28W - 2289 lm - 2700K/CRI 90 / 2303 lm - 3000K/CRI 90



Apparecchio a basso abbagliamento per installazione su superficie. Fonte di alimentazione da 220-240 V integrata. Ricambi del modulo ottico (lenti) disponibili, consultare gli accessori. Le diverse opzioni di lenti accessorie (secondo l'angolo del fascio) sono intercambiabili.

Anti-glare appliance for installation on surfaces. Built-in 220-240 V power supply. Spare parts for the optical module (lens) are available, please see the accessories. The various accessory lens options (depending on the beam angle) are interchangeable.

Optic Spot
2700K

Non Dimming

- 05.4350.OW
- 05.4350.OW.78
- 05.4350.RY
- 05.4350.GY
- 05.4350.ZY

DALI 2

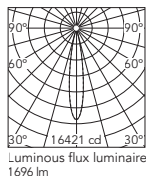
- 05.4350.OW.DA
- 05.4350.OW.YU
- 05.4350.RY.DA
- 05.4350.GY.DA
- 05.4350.ZY.DA

1-10V

- 05.4350.OW.1V
- 05.4350.OW.RX
- 05.4350.RY.1V
- 05.4350.GY.1V
- 05.4350.ZY.1V

Mains Dimming

- 05.4350.OW.NI
- 05.4350.OW.CN
- 05.4350.RY.NI
- 05.4350.GY.NI
- 05.4350.ZY.NI



Beam Angle: 17°			
h(m)	E(lx)	D(m)	
1	16421	0.30	
2	4105	0.60	
3	1825	0.91	
4	1026	1.21	
5	657	1.51	

Optic Medium
2700K

Non Dimming

- 05.4351.OW
- 05.4351.OW.78
- 05.4351.RY
- 05.4351.GY
- 05.4351.ZY

DALI 2

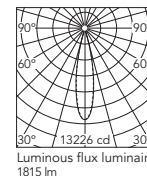
- 05.4351.OW.DA
- 05.4351.OW.YU
- 05.4351.RY.DA
- 05.4351.GY.DA
- 05.4351.ZY.DA

1-10V

- 05.4351.OW.1V
- 05.4351.OW.RX
- 05.4351.RY.1V
- 05.4351.GY.1V
- 05.4351.ZY.1V

Mains Dimming

- 05.4351.OW.NI
- 05.4351.OW.CN
- 05.4351.RY.NI
- 05.4351.GY.NI
- 05.4351.ZY.NI



Beam Angle: 22°			
h(m)	E(lx)	D(m)	
1	13226	0.38	
2	3307	0.76	
3	1470	1.14	
4	827	1.52	
5	529	1.90	

3000K

Non Dimming

- 05.4355.OW
- 05.4355.OW.78
- 05.4355.RY
- 05.4355.GY
- 05.4355.ZY

DALI 2

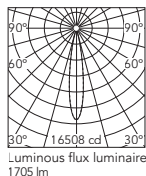
- 05.4355.OW.DA
- 05.4355.OW.YU
- 05.4355.RY.DA
- 05.4355.GY.DA
- 05.4355.ZY.DA

1-10V

- 05.4355.OW.1V
- 05.4355.OW.RX
- 05.4355.RY.1V
- 05.4355.GY.1V
- 05.4355.ZY.1V

Mains Dimming

- 05.4355.OW.NI
- 05.4355.OW.CN
- 05.4355.RY.NI
- 05.4355.GY.NI
- 05.4355.ZY.NI



Beam Angle: 17°			
h(m)	E(lx)	D(m)	
1	16508	0.30	
2	4127	0.60	
3	1834	0.91	
4	1032	1.21	
5	660	1.51	

3000K

Non Dimming

- 05.4356.OW
- 05.4356.OW.78
- 05.4356.RY
- 05.4356.GY
- 05.4356.ZY

DALI 2

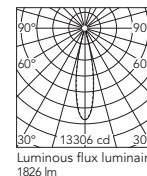
- 05.4356.OW.DA
- 05.4356.OW.YU
- 05.4356.RY.DA
- 05.4356.GY.DA
- 05.4356.ZY.DA

1-10V

- 05.4356.OW.1V
- 05.4356.OW.RX
- 05.4356.RY.1V
- 05.4356.GY.1V
- 05.4356.ZY.1V

Mains Dimming






- 05.4356.OW.NI
- 05.4356.OW.CN
- 05.4356.RY.NI
- 05.4356.GY.NI
- 05.4356.ZY.NI






Beam Angle: 22°			
h(m)	E(lx)	D(m)	
1	13306	0.38	
2	3327	0.76	
3	1478	1.14	
4	832	1.52	
5	532	1.90	

**Optic Flood
2700K**






Non Dimming

-  05.4352.OW
-  05.4352.OW.78
-  05.4352.RY
-  05.4352.GY
-  05.4352.ZY






DALI 2

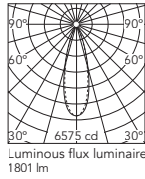
-  05.4352.OW.DA
-  05.4352.OW.YU
-  05.4352.RY.DA
-  05.4352.GY.DA
-  05.4352.ZY.DA

1-10V

-  05.4352.OW.1V
-  05.4352.OW.RX
-  05.4352.RY.1V
-  05.4352.GY.1V
-  05.4352.ZY.1V

Mains Dimming

-  05.4352.OW.NI
-  05.4352.OW.CN
-  05.4352.RY.NI
-  05.4352.GY.NI
-  05.4352.ZY.NI








Beam Angle: 30°






h(m)	E(lx)	D(m)
1	6575	0.54
2	1644	1.08
3	731	1.62
4	411	2.16
5	263	2.70

3000K






Non Dimming

-  05.4357.OW
-  05.4357.OW.78
-  05.4357.RY
-  05.4357.GY
-  05.4357.ZY






DALI 2

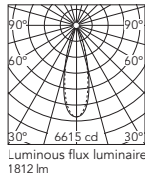
-  05.4357.OW.DA
-  05.4357.OW.YU
-  05.4357.RY.DA
-  05.4357.GY.DA
-  05.4357.ZY.DA

1-10V

-  05.4357.OW.1V
-  05.4357.OW.RX
-  05.4357.RY.1V
-  05.4357.GY.1V
-  05.4357.ZY.1V

Mains Dimming

-  05.4357.OW.NI
-  05.4357.OW.CN
-  05.4357.RY.NI
-  05.4357.GY.NI
-  05.4357.ZY.NI

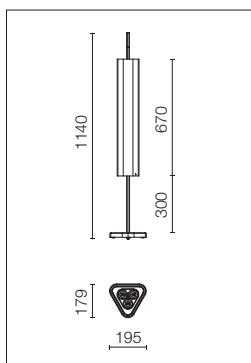


Beam Angle: 30°

h(m)	E(lx)	D(m)
1	6615	0.54
2	1654	1.08
3	735	1.62
4	413	2.16
5	265	2.70

Emi Table

Coming Soon: Up: Data Pending
Down: Data Pending

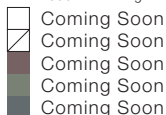


Apparecchio a basso abbagliamento per installazione su tavolo e tavolini. Fonte di alimentazione da 220-240 V integrata, con cavo e spina. Ricambi del modulo ottico (lenti) disponibili, consultare gli accessori. Controllo indipendente dell'illuminazione *Up&Down* attraverso sensori capacitivi *Touch Dimming* posizionati nella parte superiore dello stelo centrale.

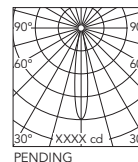
Anti-glare appliance for installation on tables and coffee tables. Built-in 220-240 V power supply, with cable and plug. Spare parts for the optical module (lens) are available, please see the accessories. Independent control of the *Up&Down* lighting through *Touch Dimming* capacitive sensors in the top part of the central rod.

2700K

Touch Dimming



Coming Soon
Coming Soon
Coming Soon
Coming Soon



Beam Angle: XX°

h(m) E(lx) D(m)

1 XXX XX

2 XXX XX

3 XXX XX

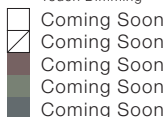
4 XXX XX

5 XXX XX

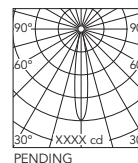
PENDING

300K

Touch Dimming



Coming Soon
Coming Soon
Coming Soon
Coming Soon



Beam Angle: XX°

h(m) E(lx) D(m)

1 XXX XX

2 XXX XX

3 XXX XX

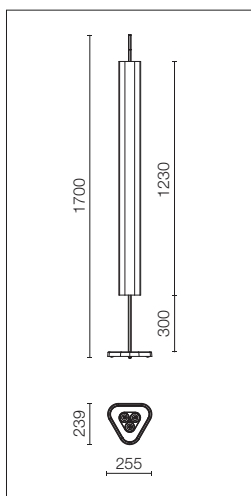
4 XXX XX

5 XXX XX

PENDING

Emi Floor

Coming Soon: Up: Data Pending
Down: Data Pending

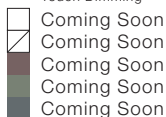


Apparecchio a basso abbagliamento per installazione a terra. Fonte di alimentazione da 220-240 V integrata, con cavo e spina. Ricambi del modulo ottico (lenti) disponibili, consultare gli accessori. Controllo indipendente dell'illuminazione *Up&Down* attraverso sensori capacitivi *Touch Dimming* posizionati nella parte superiore dello stelo centrale.

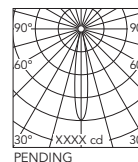
Anti-glare appliance for installation on the floor. Built-in 220-240 V power supply, with cable and plug. Spare parts for the optical module (lens) are available, please see the accessories. Independent control of the *Up&Down* lighting through *Touch Dimming* capacitive sensors in the top part of the central rod.

2700K

Touch Dimming



Coming Soon
Coming Soon
Coming Soon
Coming Soon



Beam Angle: XX°

h(m) E(lx) D(m)

1 XXX XX

2 XXX XX

3 XXX XX

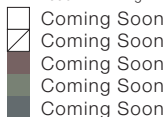
4 XXX XX

5 XXX XX

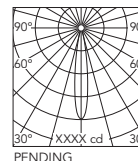
PENDING

300K

Touch Dimming



Coming Soon
Coming Soon
Coming Soon
Coming Soon



Beam Angle: XX°

h(m) E(lx) D(m)

1 XXX XX

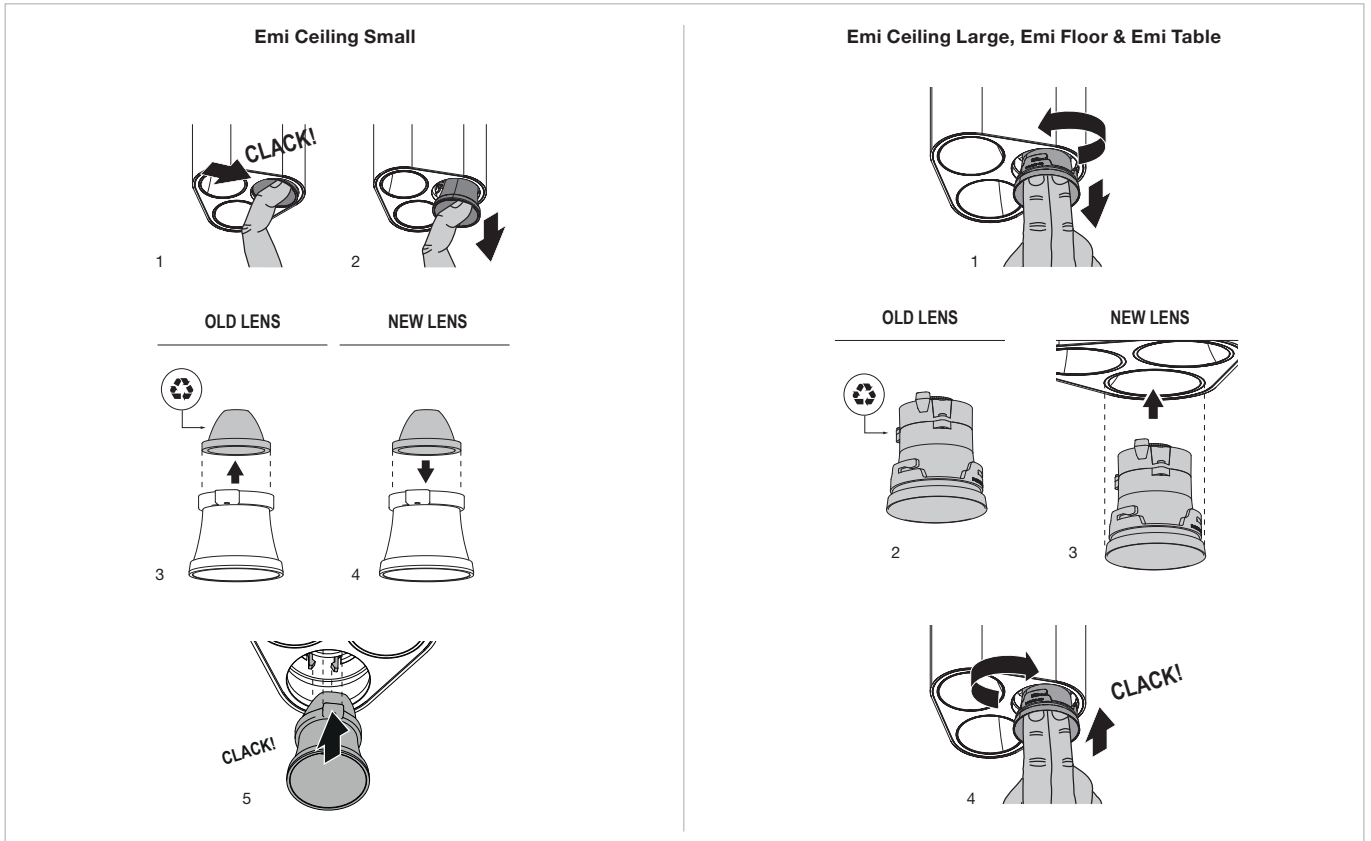
2 XXX XX

3 XXX XX

4 XXX XX

5 XXX XX

PENDING



Emi Ceiling Small

Lenti Lenses



- 3x Opic Spot 08.0950.00
- 3x Opic Medium 08.0951.00
- 3x Opic Flood 08.0952.00
- 3x Opic Wide Flood 08.0953.00

Emi Ceiling Large

Lenti Lenses



- 3x Opic Spot 08.0954.14
- 08.0954.40
- 3x Opic Medium 08.0955.14
- 08.0955.40
- 3x Opic Flood 08.0956.14
- 08.0956.40

Emi Table & Floor

Lenti Lenses



- 3x Opic Flood 08.0956.14
- 08.0956.40