

# FLOS

F6630009 White

## Superloon

Designed by Jasper Morrison, 2015

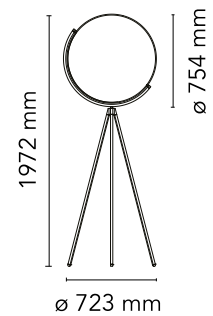
48W - 2716lm - 2200-2800K



Adjustable floor lamp providing direct light. Painted or chrome-plated aluminium body with metal spinning head, die-cast joints and extruded stem. Silk screened PMMA diffuser. Edge Lighting technology light source. Optical switch sensor placed on the stem that provide Warm Tone dimming function. Power cord length 250 cm. Plug-in power supply with interchangeable plugs.

Are you a professional and your project needs consulting and support?

BOOK AN APPOINTMENT



### Main specifications

EAN	8059607007013
Mounting	Floor
Environment	Indoor dry location
Light source type	LED
LED type	LED Module
Power (W)	48
System flux (lm)	2716

### Physical

Colour	White
Net weight (kg)	11
Package volume (m3)	0.11
IP internal	20

### Download

Mounting instructions	↓ PDF
Mounting instructions	↓ PDF
Spare Parts	↓ PDF

### Photometric Files

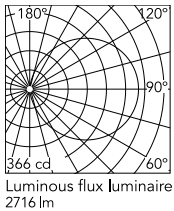
LDT / IES	↓ LDT
-----------	-------

### Technical Drawings

2D	↓ ZIP
3D	↓ ZIP



## Schematic light drawing



## Photometric

Lighting type	Direct
Light distribution	Roto symmetric
CCT (K)	2200-2800

## Electrical

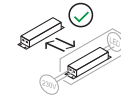
Insulation class	III
Frequency (Hz)	50/60
Main voltage (Vac)	100-240/48
LED voltage Vf (Vdc)	null
Driver	Remote included
Dimmable	Yes
Dimming type	Electronic 48V
Dimming interface	Dimmer Integrated
Plug type	Type G, Type A, Type C
Batteries inside	No
Charging min time	No

## Ecodesign and Energy Labelling

This product contains a light source of energy efficiency class D



Replaceable (LED only)  
light source by a  
professional



Replaceable control  
gear by an end-user

## Spare Parts



F6632009  
White diffuser



RF25184  
Mobile legs



RF3320400  
Black plug assembly kit & 48V driver



RF6630109  
Electrified fixed legs