

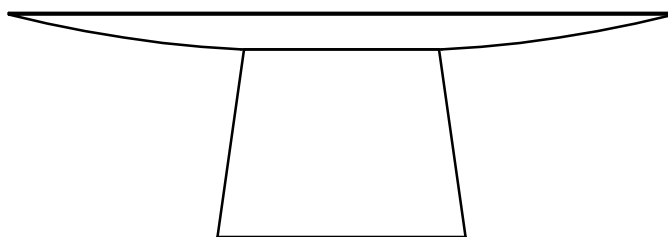
UFO FULL



design by Ferruccio Laviani

UFO FULL

design by Ferruccio Laviani



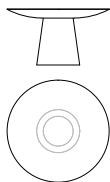
Tavolo con piano e sottopiano completamente realizzati in legno multistrato sagomato; la base ha struttura interna in legno multistrato rivestito da un cono anch'esso in legno multistrato curvato. Top, sottopiano e base sono impiallacciati.

Table with top and underside completely made of shaped multilayer wood; the base features a multilayer-wood inner structure, covered with a bent multilayer wood cone. The top, the underside and the base are made of veneered wood.

Versione rotonda · Round version

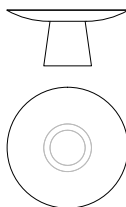
TL86

	Diam.	H
cm	135	74
in	39	29



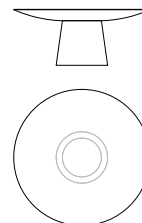
TL87

	Diam.	H
cm	160	74
in	x53	29



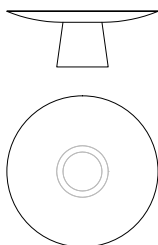
TL88

	Diam.	H
cm	180	74
in	63	29



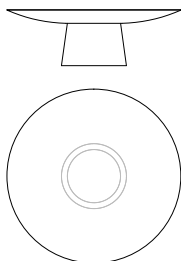
TL881

	Diam.	H
cm	200	74
in	79	29



TL882

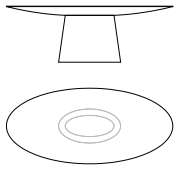
	Diam.	H
cm	230	74
in	91	29



Versione ovale · Oval version

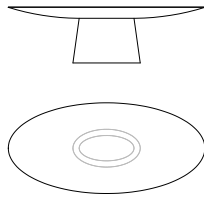
TL85

	W	D	H
cm	220	100	74
in	87	39	39



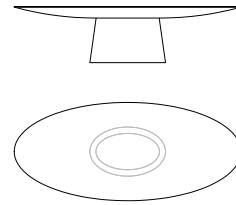
TL851

	W	D	H
cm	260	120	74
in	102	47	29



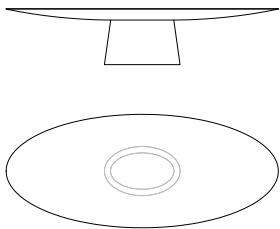
TL852

	W	D	H
cm	300	130	74
in	118	51	29



TL853

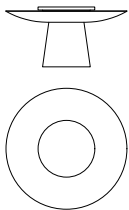
	W	D	H
cm	360	150	74
in	142	59	29



Versione con Lazy Susan in appoggio sul piano · Version with Lazy Susan to be placed on the table top

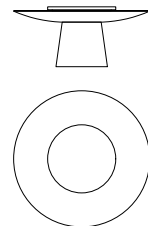
TL87

	Diam.	H
cm	160	74
in	x53	29



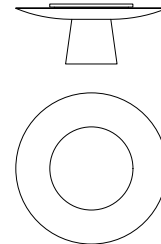
TL88

	Diam.	H
cm	180	74
in	63	29



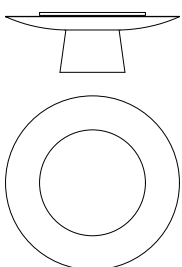
TL881

	Diam.	H
cm	200	74
in	79	29



TL882

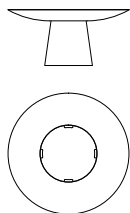
	Diam.	H
cm	230	74
in	91	29



Versione con Lazy Susan incassata · Version with embedded Lazy Susan

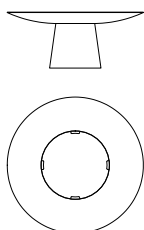
TLG87

	Diam.	H
cm	160	74
in	x53	29



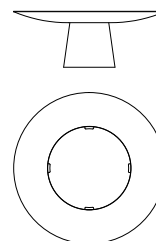
TLG88

	Diam.	H
cm	180	74
in	63	29



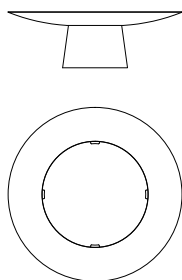
TLG881

	Diam.	H
cm	200	74
in	79	29



TLG882

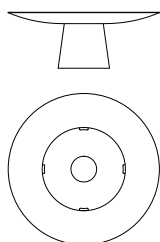
	Diam.	H
cm	230	74
in	91	29



Versione con Lazy Susan ad anello motorizzato · Version with ring-shaped motorized Lazy Susan

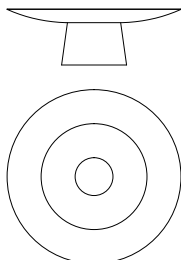
T1LG881

	Diam.	H
cm	200	74
in	79	29



T1L1882

	Diam.	H
cm	230	74
in	91	29



FINITURE TOP, SOTTOPIANO E BASE · FINISHES FOR THE TOP, UNDERSIDE AND BASE


Rovere · Oak wood



Rovere Naturale

Natural Oak


Cod. R



Rovere Gold

Gold Oak

Cod. RO



Rovere tinto Ciliegio

Cherrywood-stained Oak


Cod. RC



Rovere tinto Noisette

Noisette-stained Oak


Cod. RNN



Rovere tinto Noce

Walnut-stained Oak


Cod. RNO



Rovere tinto Marrone

Brown-stained Oak


Cod. RW



Rovere tinto Wengè

Wenge-stained Oak


Cod. RWE



Rovere tinto Grigio

Grey-stained Oak

Cod. RG

Rovere laccato a poro aperto
Nero IntensoOpen pore lacquered Oak
Jet Black

Cod. RPA - RAL-9005


RAL standard per laccatura a poro aperto:

- 9016 Bianco Traffico
- 9001 Bianco Crema
- 8022 Marrone Nerastro
- 7030 Grigio Pietra
- 6013 Verde Canna
- 3020 Rosso Traffico
- 3004 Rosso Porpora

Standard RAL for open pore lacquering:

- 9016 Traffic White
- 9001 Cream
- 8022 Black Brown
- 7030 Stone Grey
- 6013 Reed Green
- 3020 Traffic Red
- 3004 Purple Red


Rovere Termotrattato · Thermo-treated Oak wood



Rovere Termotrattato chiaro

Light Thermo-treated Oak

Cod. RTL




Rovere Termotrattato scuro

Dark Thermo-treated Oak

Cod. RTD

Altre essenze · Other veneers



Wengè

Wenge

Cod. W

CURA E MANUTENZIONE DEL LEGNO

I legni utilizzati per i nostri prodotti sono di altissima qualità e lavorati con la massima maestria.

Le possibili differenze di tonalità o sfumature di colore sono da considerarsi caratteristiche naturali dei materiali e dimostrazione dell'artigianalità di lavorazione.

Per la pulizia quotidiana dei legni naturali, tinti e laccati, si consiglia di utilizzare un panno morbido o in microfibra, inumidito con acqua.

Non utilizzare prodotti spray, cere e prodotti che contengano alcool, solventi o abrasivi.

Pulire le macchie quando sono ancora fresche.

Tutti i prodotti sono realizzati nel rispetto dell'uomo e dell'ambiente.

CARE AND MAINTENANCE OF WOOD

The wood used for our products are of the highest quality and manufactured with the greatest craftsmanship.

Possible differences in colour tonality or shades are due to the natural characteristics of the materials and are to be considered as proof of artisanal workmanship.

For routine cleaning of natural, stained or lacquered wood, we suggest to use a soft or a microfiber cloth, dampened with water.

Never use spray products, wax or any product containing alcohol, solvent or abrasive.

Clean stains while they are still fresh.

All products are made with respect for the mankind and the environment.