

Awards

Red Dot Award /
 Compasso d'Oro Menzione d'Onore /
 Lighting Design Award / World Interiors Awards
 Lux Awards / Premis Delta

Radial Effect
page 764



Light Blade Effect
page 766



Washer Effect
page 768



360°
RGB



360°



L/L



180°



ø45
downlight



ø45
downlight



ø110
Surface-
mounted



ø90
Surface-
mounted



ø90
Surface-
mounted



ø90
Surface-
mounted



ø160
Surface-
mounted



ø45



ø110



ø160



Explore and interact with products in 3D.
thelightexperience.iguzzini.com

DALI

DMX



IP66

IK07



- Luminaire intended for warm white colour temperature. LED light sources.
- Recessed luminaire (ø 45 mm) and applique (ø 90 ø 160) versions.
- Applique versions have a screen and base support strip. PMMA screen, die-cast aluminium supporting base, stainless steel

- plate for fixing to wall, supplied with L=400 mm cable (except versions with power supply).
- Versions with and without built-in power supply unit.
- Recessed luminaires comprising a die-cast aluminium screen and body and hot-galvanized steel springs, supplied with cable L = 400 mm.

- Compatible with light management systems.
- Contact temperature <50 °C.
- Compact dimensions.
- All external screws used are in A2 stainless steel.



Compact dimensions

Lighting effect

Radial 360°

The optic highlights spaces with highly concentrated lines of light.





360° effect with wall application



360° effect with ceiling application

Shadow lines

To create and play with shadows, cylindrical accessories are available for installation on the surface illuminated by radial light.





E4
WHITE/
CHROME



E5
WHITE/GREY



01
WHITE



10
CHROME

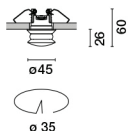


15
GREY


iguzzini.com code finder / download design files / save and organize favorites



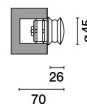
source		system		code	colour
W	lm	W	lm		
360° effect - Recessed installation with springs					
LED					
3000K - CRI 80					
4W	520	4W	234	BU07	01-15
					10



Power supply 250 mA to be ordered separately.
Colour 10: for interior applications only



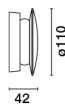
source		system		code	colour
W	lm	W	lm		
360° effect - Recessed wall-mounted installation					
LED					
3000K - CRI 80					
4W	520	4W	234	BU08	01-15
					10



Power supply 250 mA to be ordered separately
Colour 10: for interior applications only



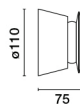
source		system		code	colour
W	lm	W	lm		
360° effect - Surface-mounted					
LED					
3000K - CRI 80					
5,7W	700	6W	252	BU10	01-15
					10



Power supply 350 mA to be ordered separately.
Colour 10: for interior applications only



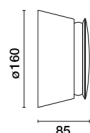
source		system		code	colour
W	lm	W	lm		
360° effect - Surface-mounted					
LED					
3000K - CRI 80					
5,7W	700	7,2W	252	BU17	01-E5
					E4



Complete with power supply
Class of Insulation II



source		system		code	colour
W	lm	W	lm		
360° effect - Surface-mounted					
LED					
3000K - CRI 80					
11W	1400	13,6W	448	BU23	01-E5
					E4



Complete with power supply
Class of Insulation II

Devices without power supply units are compatible with the light management system presented on page 797

Decorative accessories



Trick bits

code	colour
X021	13
ø 9 mm - h 25 mm	
X022	13
ø 13 mm - h 25 mm	

Mounting accessories



Cylindrical casing for plasterboard or similar walls

code	colour
X000	00
For BU08	



Outer casing for mounting on concrete walls + end cap

code	colour
BZ28	04
For BU07-BU08	

Control gear



IP67 box for power supply

code	colour
dim. 140x230x95h (6PG)	9582 00
dim. 280x190x130h (10PG)	BZ33 00
For BU07-BU08-BU10	

Power supply



Constant current power supply unit non dimmable IP20 7W

code	colour
VIN = 100-240VAC 50/60Hz Iout = 250mA dimensions: 42x40x22	X019 00
For BU07-BU08	

VIN = 100-240VAC 50/60Hz
Iout = 350mA/500mA
dimensions: 42x40x22

code	colour
9905	00
For BU10	



Constant current power supply unit non dimmable IP20 17W

code	colour
VIN = 220-240VAC 50/60Hz Iout = 350mA dimensions: 122x38x28	9907 00

Power supply



Constant current power supply unit non dimmable IP20 20W

code	colour
VIN = 220-240VAC 50/60Hz Iout = 350mA/500mA/700mA dimensions: 110x52x22	X020 00
For BU07-BU08	



Constant current power supply unit DALI IP20 20W

code	colour
VIN = 110-127/220-240VAC 50/60Hz Iout = 350/500/700mA dimension: 110x52x22	X090 00
For BU07-BU08-BU10	