

m o o o i<sup>®</sup>



## Raimond

---

Based on pure mathematics the beauty of light has been re-defined; staring into the universe is now possible, also during cloudy nights.

**Designer**

Raimond Puts

**Year of design**

2007

**Material**

stainless 'spring steel'

---

## detailing



The intricate spheres of Raimond transport the electrical current. The LED terminals then join these paths to create an atmospheric ambiance. The transparent lenses are specially detailed to spread warm white light in every direction.

*Please refer to the manual and safety instructions for more information on installation*

---

## colour



Stainless steel

---

## technical general (R43/R61/R89/ZAFU)

### amount of LED's

R43: 92, power consumption 15W (22lm/W)

R61: 162, power consumption 25W (26lm/W)

R89: 252, power consumption 35W (19lm/W)

ZAFU: 162, power consumption 25W (26lm/W)

*Voltage on lamp sphere < 5V DC*

### colour temperature (degrees Kelvin, K)

2700K (warm white, comparable to incandescent)

### colour rendering index

CRI\_Ra 71, colour rendering group 2

### luminous flux (Lumen, lm)

R43: 329lm ( 40W incandescent)

R61: 644lm ( 60W incandescent)

R89: 790lm ( 75W incandescent)

ZAFU: 510lm ( 40-60W incandescent)

ELUMDAT files are available at the Moooi website inside the product download section.

---

## technical CE



Dimmable, refer to dimmer list below for compatible dimmers  
Input voltage of 220-230V ~50Hz AC  
Cable length 4M (transparent) can be shortened down to 30cm.



Stainless steel canopy with included power supply

### recommended dimmers

Dimmers below (make & type) have proven to show a fluent dimming behaviour with CE version:

GIRA 226200 (replaces 030600) R,L

JUNG 225TDE TRONIC (R,C)

JUNG 244HEX20-500 R,L

INSTA 51180 R,L

PEHA 435 HAN R,L

PEHA 433 HAB TRONIC (R,C)

BUSCH 2200 R

BUSCH 2250U R

BERKER 286610 R,L

Cooper control iLight system source controllers: SCI0410, SCI0805, SCI1205, SCI1210, SCI1220

UNOTECH, type LD-100P

Or similar specifications. Lowest dimming position will be approx. 20% -25% depending on dimmer/ lamp combinations.

*Please note when using other dimmers (other types and/or manufacturers) than recommended the dimming curve may not be as fluent, in certain positions flickering or other inconsistencies could occur.*

---

## technical cULus



Dimmable, refer to dimmer list below for compatible dimmers  
Suitable for input voltage of 110V - 127V.  
Cable length 4M (transparent) can be shortened down to 30cm.



White steel canopy with included power supply

*For the US and Canadian market only.*

### **recommended dimmers**

Dimmers below (make & type) have proven to show a fluent dimming behaviour with *cULus* version:

Lutron CT-603PGH-WH

Lutron DIVA DV-603PG

Lutron DV-600P

Lutron CTCL-153 PD

Or similar specifications. Lowest dimming position will be approx. 20% -25% depending on dimmer/ lamp combinations.

*Please note when using other dimmers (other types and/or manufacturers) than recommended the dimming curve may not be as fluent, in certain positions flickering or other inconsistencies could occur.*

# m o o o i<sup>®</sup>

---

## technical UN



Not dimmable  
Suitable for input voltages of 110V - 240V.  
Cable length 4M (transparent)  
can be shortened down to 30cm.



Stainless steel canopy with included power supply

---

## technical (R127/R163/R199)



### amount of LED`s

R127: 492, power consumption 46W (36lm/W)  
R163: 812, power consumption 70W (36lm/W)  
R199: 1212, power consumption 100W (41lm/W)

### colour temperature (degrees Kelvin, K)

2700K (warm white, comparable to incandescent)

### colour rendering index

CRI\_Ra 71, colour rendering group 2

### luminous flux (Lumen, lm)

R127: 1684lm  
R163: 2779lm  
R199: 4148lm

Input voltage of 110- 240V ~50Hz/ 60Hz AC

voltage on lamp sphere < 5V DC

Cable length 8M (transparent) can be shortened down to 30cm.

Power supply included in driverbox. No canopy included, for more information on installation refer to the manual.

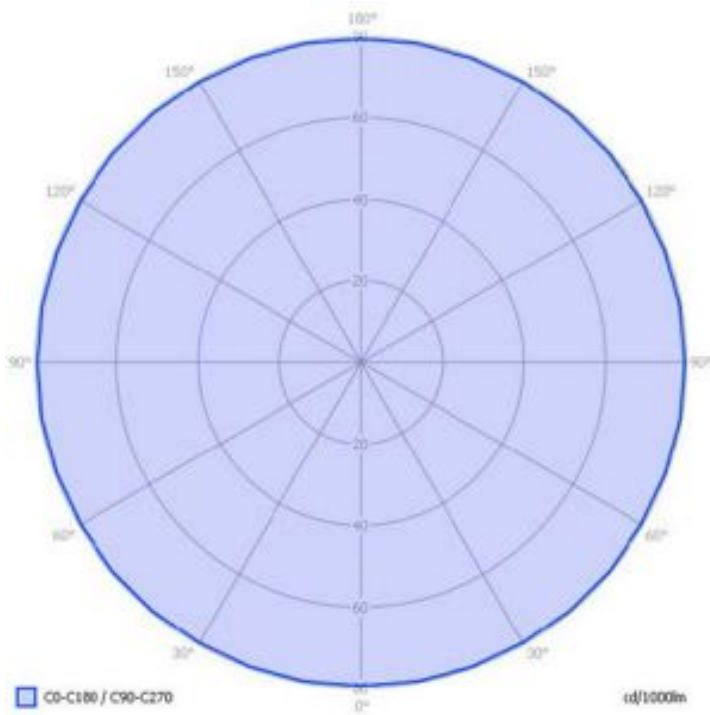
ELUMDAT files are available at the Moooi website inside the product download section.

Dimmable version available, only dimmable with the included remote control.

---

## radiation diagram

This diagram shows the luminous intensity of the luminary, it emits light in all directions equally. ELUMDAT files for all versions available at the Moooi download area.





---

## packaging

### R43

H 58 cm | 22.8"  
W 52 cm | 20.5"  
D 52 cm | 20.5"

Colli 1/1

Product weight:  
1,5 KG | 3.3 lb  
With packaging:  
4 KG | 8.8 lb

### R61

H 72 cm | 28.3"  
W 72 cm | 28.3"  
D 72 cm | 28.3"

Colli 1/1

Product weight:  
2,0 KG | 4.4 lb  
With packaging:  
7 KG | 15.4 lb

### R89

H 103 cm | 40.5"  
W 103 cm | 40.5"  
D 103 cm | 40.5"

Colli 1/1

Product weight:  
2,5 KG | 5.5 lb  
With packaging:  
12 KG | 26.5 lb

### ZAFU

H 39 cm | 15.4"  
W 83 cm | 32.7"  
D 83 cm | 32.7"

Colli 1/1

Product weight:  
3,5 KG | 7.7 lb  
With packaging:  
5 KG | 11 lb

### R127

H 150 cm | 63.4"  
W 150 cm | 61.4"  
D 150 cm | 61.4"

Colli 1/1

Product weight:  
4,5 KG | 10 lb  
With packaging:  
80,5 KG | 177.5 lb

### R163

H 197 cm | 77.6"  
W 192 cm | 75.6"  
D 192 cm | 75.6"

Colli 1/1

Product weight:  
7,5 KG | 16.5 lb  
With packaging:  
117,5 KG | 259 lb

### R199

H 234 cm | 92.1"  
W 229 cm | 90.2"  
D 229 cm | 90.2"

Colli 1/1

Product weight:  
12,5 KG | 27.5 lb  
With packaging:  
120 KG | 264.5 lb

---

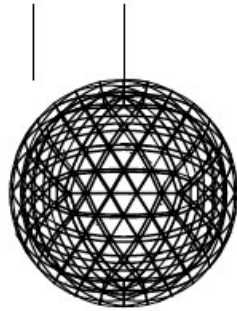
## cleaning instructions

Can be effectively cleaned using a regular household dust cloth or feather duster. Lightly dust inbetween each component when the lamps are not in use. Moooi recommends always reading the label of any cleaning products you wish to use on or near any item from the Moooi collection. For further information on how to clean this product please contact your nearest Moooi agent or dealer which can be located through our website.




## dimensions (R43 / R61 / R89 / ZAFU)

30 cm - 400cm  
11.8" - 157.5"




89 cm | 35"

30 cm - 400cm  
11.8" - 157.5"



75 cm | 29.5"

30 cm | 12"



30 cm - 400cm  
11.8" - 157.5"



61 cm | 24"


30 cm - 400cm  
11.8" - 157.5"



43 cm | 16.9"

### cULus canopy

11 cm | 4.3"



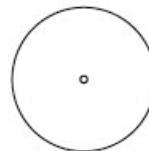
13cm | 5.1"

### CE/UN canopy

8 cm | 3.2"



16 cm | 6.3"



## dimensions (RI27/RI63/RI99)

