

# P900.CL Curve LED Downlight

## Datasheet

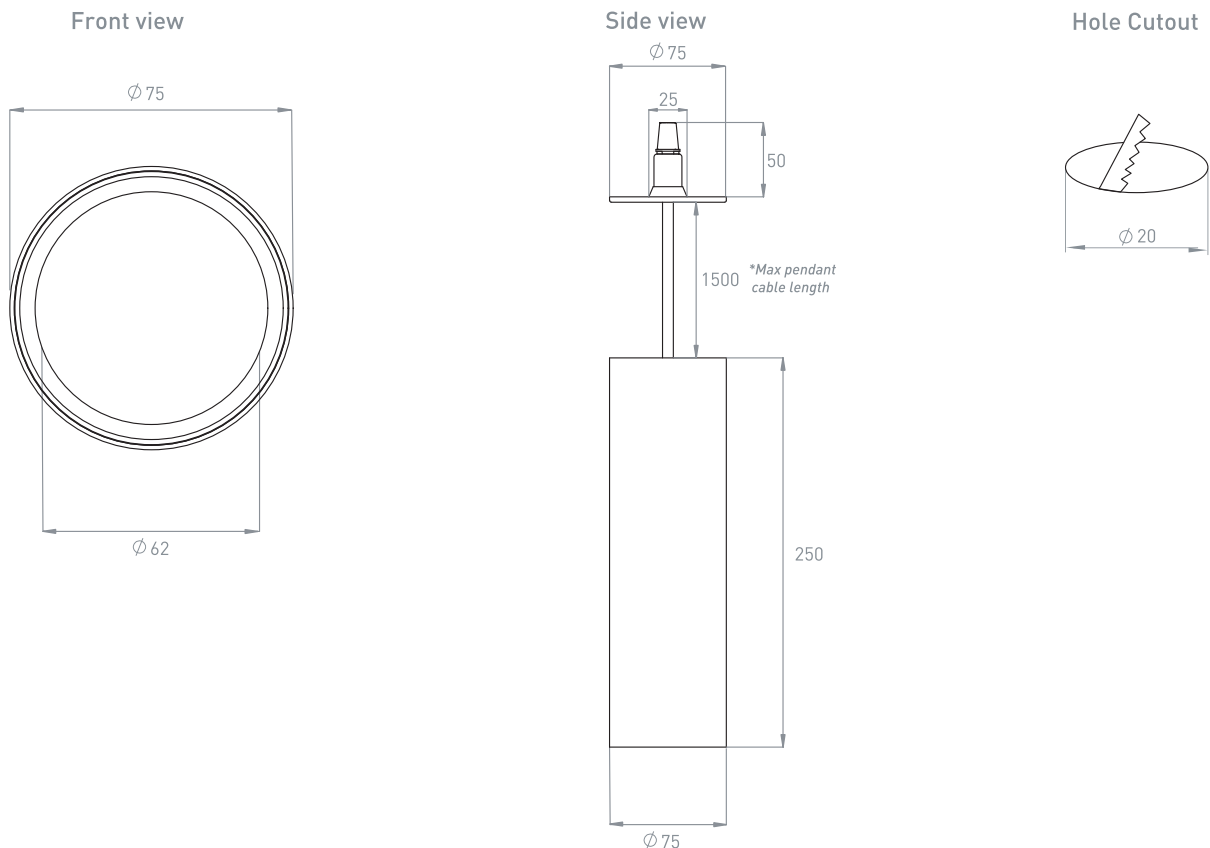


**TRU-COLOUR®**

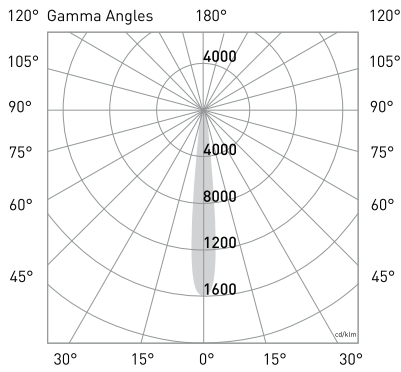
### Product Codes

<b>Unit:</b> P900.CL	<b>Series:</b> CR	<b>Colour temp. (K):</b> 2.8K (2800K) 3K (3000K) 4K (4000K) 6K (6000K) 1.8K.3.1K (1800K-3100K) 2.8K.6K (2800K-6000K)	<b>Beam Angle (°):</b> 11 (Very Narrow) 22 (Narrow) 36 (Medium-Narrow) 44 (Medium) 55 (Standard) 20.WWW (Wall wash wide) 40.WWN (Wall wash narrow) 25.BW (Batwing) E35.70 (Elyptical) ULG.55 (Ultra low glare)	<b>Colour:</b> B (Black) W (White)
<b>Control:</b> PH (Phase Dimming) DA (DALI) ZG (ZIGBEE 3.0) CS (CASAMBI) 010 (0-10V)	<b>Generation:</b> 4.0			

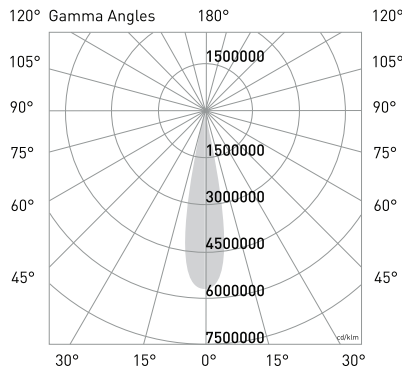
### Dimensions (mm)



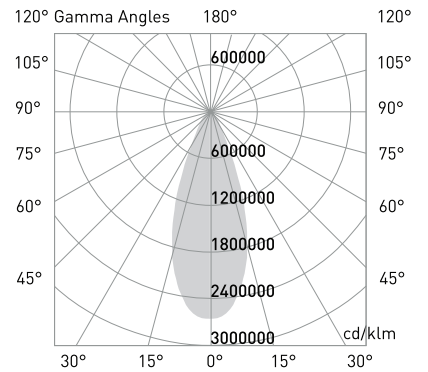
Photometric Diagrams



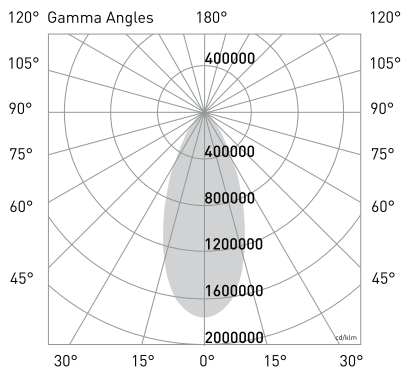
Beam Angle: 11° (Very Narrow)



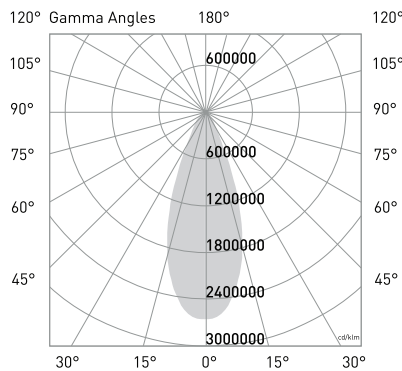
Beam Angle: 22° (Narrow)



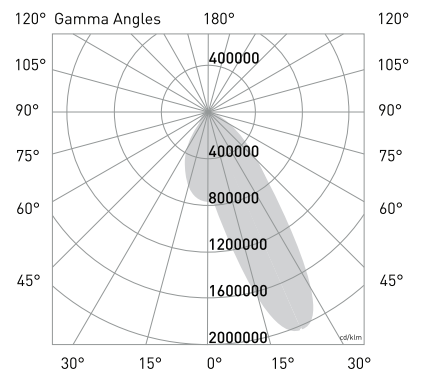
Beam Angle: 36° (Medium-Narrow)



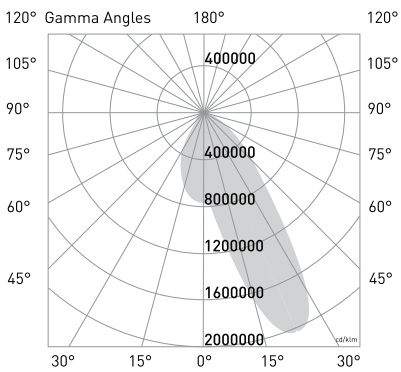
Beam Angle: 44° (Medium)



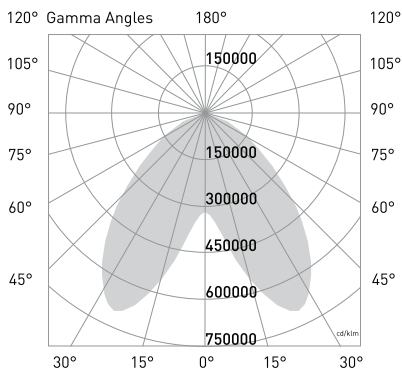
Beam Angle: 55° (Standard)



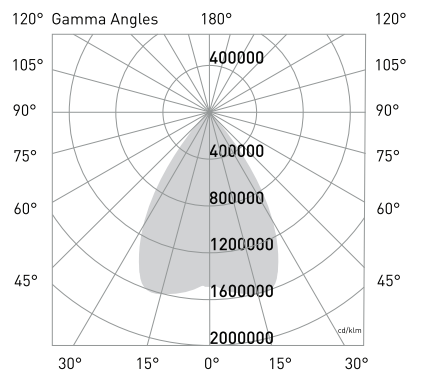
Beam Angle: 20.WWW (Wall wash wide)



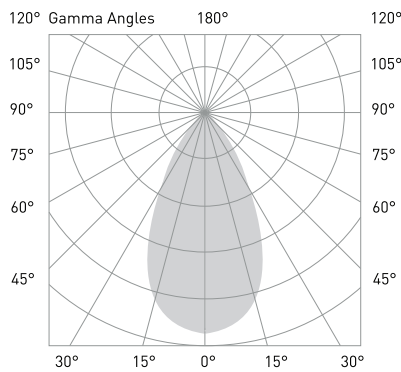
Beam Angle: 40.WWN (Wall wash narrow)



Beam Angle: 25.BW (Batwing)



Beam Angle: E35.70 (Elyptical)



Beam Angle: ULG.55 (Ultra low glare)

## CCT Output

**CCT:** 2800K  
**Efficacy:** 59lm/W  
**Delivered lumen output:** 940lm  
**CRI:** 98  
**Standard deviation of colour Matching (SDCM):** 2 MacAdam steps

**CCT:** 3000K  
**Efficacy:** 60lm/W  
**Delivered lumen output:** 960lm  
**CRI:** 98  
**Standard deviation of colour Matching (SDCM):** 2 MacAdam steps

**CCT:** 4000K  
**Efficacy:** 61lm/W  
**Delivered lumen output:** 980lm  
**CRI:** 98  
**Standard deviation of colour Matching (SDCM):** 2 MacAdam steps

**CCT:** 6000K  
**Efficacy:** 67lm/W  
**Delivered lumen output:** 1065lm  
**CRI:** 98  
**Standard deviation of colour Matching (SDCM):** 2 MacAdam steps

**CCT:** 1800K-3100K  
**Efficacy:** 60lm/W  
**Delivered lumen output:** 960lm  
**CRI:** 98  
**Standard deviation of colour Matching (SDCM):** 2 MacAdam steps

**CCT:** 2800K-6000K  
**Efficacy:** 96lm/W  
**Delivered lumen output:** 960lm  
**CRI:** 98  
**Standard deviation of colour Matching (SDCM):** 2 MacAdam steps

## Electrical

<b>Input Voltage:</b> 220-265V	<b>Power Usage:</b> 16W	<b>Current:</b> 320mA	<b>Driver Power Factor:</b> >0.9	<b>Dimming:</b> Yes	<b>DC Cable Length:</b> 0.3m	<b>AC Cable Length:</b> 0.6m
-----------------------------------	----------------------------	--------------------------	-------------------------------------	------------------------	---------------------------------	---------------------------------

*Note: Dayshift (2.8K,6K) will only work with DALI DT8 or ZIGBEE driver*

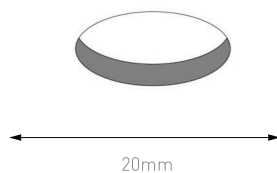
## Physical

<b>IP Rating:</b> IP44	<b>IK Rating:</b> IK05
---------------------------	---------------------------

## Operational

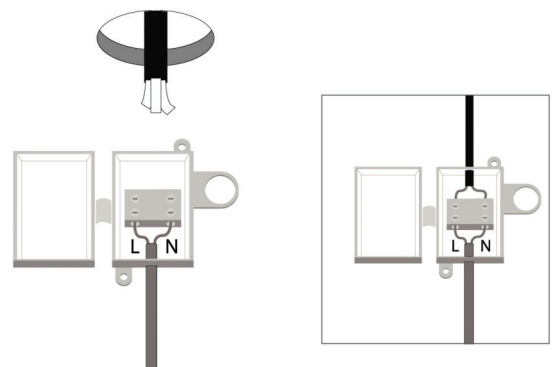
<b>Ambient temp.:</b> -28°C to 60°C	<b>Lifetime:</b> >100,000 hrs	<b>Warranty:</b> 7 Years
--	----------------------------------	-----------------------------

## Installation



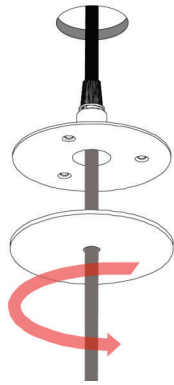
### Step 1

Using a 20mm hole saw, cut a hole in the ceiling at the desired location.



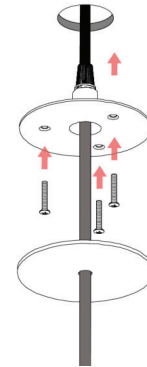
### Step 2

Thread the power cable through the ceiling and connect to the terminal block, ensuring live and null wires are positioned correctly. Then place the terminal block into the ceiling.



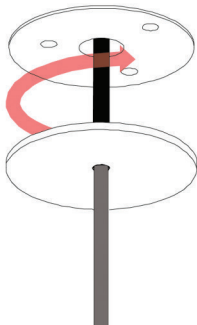
### Step 3

Unscrew the cover plate to release the base plate.



### Step 4

Fasten the base plate to the ceiling using the 3 mounting screws provided.



### Step 5

Mount the cover plate.



### Step 6

Adjust the luminaire height using the cable retention.  
Cable length - 1.2m