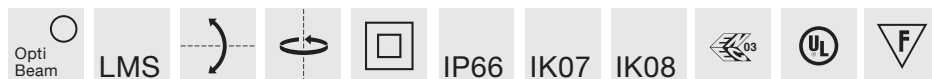



MiniWoody - Woody



- Floodlight intended for use with halogen, discharge, monochrome LEDs and RGB light sources.
- Installation on the ground, applique (with fisher), on poles and branches.
- Comprises optical compartment and base strip.
- Optical compartment, small arm, base strip and frame in aluminium alloy; sodium-calcium tempered sealing glass, transparent & colourless, 4 mm-thick, and secured with captive screws; silicone gaskets between the glass and outer frame; reflector made of ultra-pure sheet aluminium.
- Apertures on the frame for rainwater run-off.
- Dual optical compartment adjustment.
- Monochromatic Single Chip and C.o.B. and Single Chip LED versions are available with dynamic RGB colour change compatible with light management systems.
- Luminaire ready for Woody multi-chip pass-through wiring
- All screws used are in A2 stainless steel.

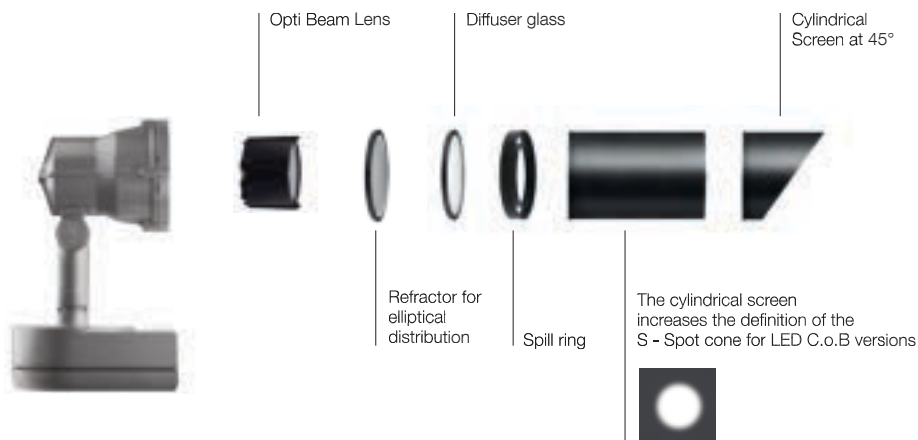
Optics




*Elliptical optics are obtained by installing the specific accessory.

The accessories allow the features of the lighting produced by the single luminaire to be altered, for highly professional lighting effects. The combination of filters allows the chromatic characteristics of the source to be modified in order to enhance illuminated objects or settings.

MiniWoody



Woody




Installations

MiniWoody and Woody have a broad variety of installation systems ensuring impressive flexibility of use.



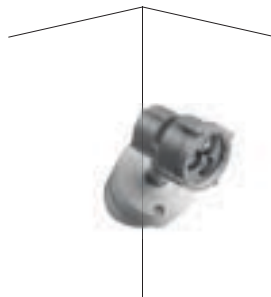
Plate with spike for installation on ground




Belt for application on branches



Support for mounting on pole (Woody Multi Chip)



Application strip on 90° edge (Woody Multi Chip)



Application strip at 90° angle (Woody Multi Chip)



04
BLACK



15
GREY

MiniWoody



source		system		optic	code	colour
W	lm	W	lm			

Opti Beam lens

LED

4000K - CRI 80

8W 870 **10.7W 670** 8° **E196** 04-15

8W 870 **10.7W 626** 26° **E198** 04-15

8W 870 **10.7W 565** 40° **E200** 04-15

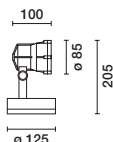
3000K - CRI 80

8W 760 **10.7W 585** 8° **E197** 04-15

8W 760 **10.7W 547** 26° **E199** 04-15








8W 760 **10.7W 493** 40° **E201** 04-15

Complete with power supply.






Accessories



Optical accessories

	code	colour
 Refractor for elliptical distribution	1181	24
 diffuser glass	BZD5	65
 Refractor for elliptical distribution	6177	24
 External spill ring	BZD3	04 For E196-E197
 Cylindrical screen	6178	04 For E196-E197
 45° cylindrical screen	1182	04-15
 Interchangeable Opti Beam Lens		
super spot	X218	24
flood	X219	24
wide flood	X220	24

Mounting accessories

	code	colour
 Stainless steel plate with spike for garden installation	B988	00 For BU82-BU83-BU84-BU85-BU86-BU87-E196-E197-E198-E199-E200-E201
 Belt for application on branches Diameter=40÷120 mm	1183	00
 Stainless steel belt with tie-rods for securing to ground	1184	00

Wiring components

	code	colour
 IP68 box for multiple connections dim. 135x82x70h	B915	04
 Junction box with rapid connectors Suitable for 2x4 mm ² cables	BZK7	15



04
BLACK

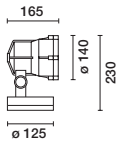


15
GREY

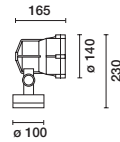
Woody



source		system		optic	code	colour
W	lm	W	lm			
C.o.B.						
LED						
4000K - CRI 80						
17W	2500	18.7W	1875	10°	BU82	04-15
17W	2500	18.7W	1872	28°	BU84	04-15
17W	2500	18.7W	1873	40°	BU86	04-15
3000K - CRI 80						
17W	2450	18.7W	1838	10°	BU83	04-15
17W	2450	18.7W	1835	28°	BU85	04-15
17W	2450	18.7W	1836	40°	BU87	04-15
Complete with power supply.						



source		system		optic	code	colour
W	lm	W	lm			
RGB - Multi Chip - DMX512-RDM (48-52Vdc)						
LED						
RGB - DMX						
11W	630	19W	479	12°	BV68	04-15
11W	630	19W	473	32°	BV69	04-15
Multi Chip						
LED						
4000K - CRI 80						
12W	1190	15.5W	974	8°	BA40	04-15
12W	1190	15.5W	869	36°	BA42	04-15
3000K - CRI 80						
12W	1080	15.5W	884	8°	BA41	04-15
12W	1080	15.5W	788	36°	BA43	04-15
Complete with power supply.						










Accessories

Optical accessories	code	colour
Refractor for elliptical distribution	1185	24
diffuser glass	BZF7	65
Refractor for elliptical distribution	6181	24
Cylindrical screen	6182	04 For BU82-BU83
45° cylindrical screen	1186	04-15
Interchangeable reflectors for LED C.o.B.		
spot	6183	12
flood	6184	12
wide flood	6185	12

Mounting accessories	code	colour
Application strip at 90° angle	1189	04-15
Application strip on 90° edge	1188	04-15
Steel flange for pole installation		
from ø 40 to 60	1190	04-15 For BA40-BA41-BA42-BA43- BU40-BU41-BV15-BV16- BV68-BV69-BV70-BV71
Stainless steel plate with spike for garden installation	B988	00 For BU82-BU83-BU84-BU85- BU86-BU87-E196-E197- E198-E199-E200-E201
Spike for ground application	B989	00 For BA40-BA41-BA42-BA43- BU41-BV16-BV68-BV69- BV70-BV71
Belt for application on branches Diameter=40÷120 mm	1183	00 For BA40-BA41-BA42-BA43- BV68-BV69-BV70-BV71
	1187	00 Per BA40-BA41-BA42-BA43- BV68-BV69-BV70-BV71
Stainless steel belt with tie-rods for securing to ground	1184	00 For BU82-BU83-BU84-BU85- BU86-BU87

Woody

Accessories

Wiring components			Power supply			
	code	colour		code	colour	
	5-pole connector IP68	BZS6	04		Constant current power supply unit non dimmable track DIN 120W	
	Y connector with 5 poles IP68			VIN = 220-240VAC 50/60Hz Vout = 48V-55V IMAX = 2,5A dimensions: 40x114x125	BZ14	00 For BV68-BV69
	For the connection of the DMX or DALI signal cable and power supply cable	BZN7	00		Constant current power supply unit non dimmable track DIN 240W	
	End cap for connectors + 120 ohm thermal resistance	BZQ7	00 For BV68-BV69	VIN = 220-240VAC 50/60Hz Vout = 48V-55V IMAX = 5A dimensions: 63x114x125	BZ15	00 For BV68-BV69
	IP68 box for multiple connections				Constant current power supply unit non dimmable track DIN 480W	
	dim. 135x82x70h	B915	04	VIN = 220-240VAC 50/60Hz Vout = 48V-55V IMAX = 10A dimensions: 85x128x125	BZ16	00 For BV68-BV69

