

LAWRENCE / THE SEATING SYSTEM

Rodolfo Dordoni design



ESPRIT CLASSICO-MODERNO / CLASSIC-MODERN FLAIR

Un sistema di sedute caratterizzato da un esprit classico-moderno che si sviluppa attraverso l'aggregazione di volumi generosi e tuttavia rigorosi che disegnano linee marcatamente orizzontali. A questa personalità forte e decisa, Lawrence unisce una varietà di elementi che lo rendono particolarmente versatile e che consentono di realizzare delle composizioni dal carattere trasversale, che si inseriscono con misurata eleganza in ambienti di gusto diverso. Gli elementi Lawrence "Clan" disegnati da cuciture dal carattere grafico e moderno conferiscono un ritmo più dinamico alle configurazioni e consentono di realizzare soluzioni per lo spazio living di gusto più fresco e contemporaneo.

A seating system with a classic-modern spirit, built upon a clustering of generous yet sleek shapes that describe distinctly horizontal lines. Lawrence embraces its bold, self-assured personality and adds to it an array of pieces that make it extremely versatile and allow for the creation of multi-functional compositions that bring understated elegance to settings that reflect different tastes.

The Lawrence "Clan" elements feature modern, graphic stitching designs that lend a more dynamic rhythm to compositions and invite the creation of living room decor with a fresher, more contemporary vibe.

Ein Sitzprogramm mit klassisch modernem Esprit, das sich über eine Folge von großzügigen, aber rigorosen Volumen entwickelt, die eine eindeutig horizontale Linienführung unterstreichen. Neben dieser ausgeprägten, starken Persönlichkeit bietet Lawrence eine Vielfalt von Elementen, mit denen das Programm besonders vielseitig verwendbar wird, so dass Kompositionen mit transversalem Charakter realisiert werden können, die sich mit schlichter Eleganz in Räume verschiedener Geschmacksrichtungen einfügen.

Die Elemente Lawrence "Clan", charakterisiert durch ihre graphisch modernen Nähte, geben den Kompositionen eine dynamischere Note, so dass für den Wohnraum frische, aktuelle Lösungen realisierbar werden.

Un système de sièges à l'esprit classique et moderne qui s'articule autour d'un assemblage de volumes généreux mais rigoureux dessinant des lignes nettement horizontales. À cette personnalité forte et déterminée, Lawrence allie une variété d'éléments qui en font un canapé particulièrement polyvalent et permettent de créer des compositions au caractère transversal, s'intégrant avec une élégance mesurée dans des pièces de style différent.

Les éléments Lawrence "Clan" dessinés par des coutures au caractère graphique et moderne, donnent un rythme plus dynamique aux configurations et permettent de réaliser des solutions d'un style plus frais et contemporain pour le séjour.

BRACCIOLI E CUSCINI / ARMRESTS AND CUSHIONS

Lawrence è previsto nella duplice versione con bracciolo alto e con bracciolo basso, che corrispondono a soluzioni estetiche differenti. Il bracciolo alto presenta uno spessore più contenuto, mentre il bracciolo basso, oltre a presentare uno spessore maggiore, consente di appoggiare il cuscino, per potersi sdraiare comodamente sul divano.

Per assicurare un giusto supporto alla schiena e regolare la profondità del divano a seconda delle esigenze individuali, è previsto un cuscino poggiatesta, contraddistinto dalle medesime cuciture che caratterizzano gli elementi Lawrence "Clan".

Il cuscino optional "Decor" nella misura 50x50 con bottone centrale di forma quadrata aggiunge una nota di moderna decorazione all'insieme.

Lawrence comes in two versions, with either a high or low armrest. Each one correlates to a different design aesthetic. The high armrest is thinner than the low one which, in addition to being more substantial, is the perfect place to rest the cushion in order to lie comfortably on the sofa.

A lumbar cushion is included to ensure proper support to the back and adjust the depth of the sofa to suit individual needs. It features the same stitching motif that appears on the Lawrence "Clan" elements.

The "Decor" optional cushion, which measures 50x50 and has a square center button, adds an overall note of modern flair.

Lawrence ist mit hoher oder niedriger Armlehne erhältlich, zwei unterschiedliche, ästhetische Lösungen. Die hohe Armlehne ist weniger dick, während die niedrige massiver ist, damit ein Kissen aufgelegt werden kann, um sich bequem auf dem Sofa niederzulegen. Um dem Rücken die rechte Stütze zu geben und die Tiefe des Sofas auf individuelle Bedürfnisse hin zu regulieren, ist ein niedriges Rückenkissen erhältlich mit den gleichen Ziernähten, die auch die Elemente Lawrence "Clan" kennzeichnen.

Dieses, auf Wunsch erhältliche "Decor" Kissen, in den Maßen 50x50, mit einem quadratischen Knopf in der Mitte, fügt eine Note moderner Dekoration hinzu

Lawrence existe en deux versions, avec accoudoir haut et avec accoudoir bas, qui correspondent à des solutions esthétiques diverses. L'accoudoir haut est d'une épaisseur assez fine tandis que l'accoudoir bas est plus épais et permet de poser un coussin afin de pouvoir s'allonger confortablement sur le canapé.

Un coussin cale-reins, reprenant les mêmes coutures que les éléments Lawrence "Clan", est prévu pour assurer un bon appui du dos et régler la profondeur du canapé en fonction des besoins individuels.

Le coussin "Decor" en option, 50x50 cm avec bouton central carré, ajoute une touche déco moderne à l'ensemble.

BRACCIOLO ALTO / HIGH ARMREST



CUSCINI / CUSHIONS



Cuscino poggiatesta / Lumbar cushion
cm 70x38 - cm 78x38 - cm 88x38 - cm 130x38



Cuscino schienale / Back cushion
cm 66x52



Cuscino optional "Decor" / "Decor" optional cushion
cm 50x50 - cm 43x43

BRACCIOLO BASSO / LOW ARMREST



IL VALORE AGGIUNTO DELLA SARTORIALITÀ / THE ADDED VALUE OF CUSTOM-TAILORED DESIGN



Lawrence rappresenta la quintessenza della sartorialità, qualità insita in ogni prodotto realizzato dall'azienda. Motivo ispiratore la cura infinita che contraddistingue valigeria e pelletteria d'alta gamma. Le sofisticate cuciture che rifiniscono i cuscini schienale e gli elementi Lawrence "Clan" denotano un gusto raffinato e sono resi possibili grazie ad un elevato grado di artigianalità che unisce eccellenza sul piano tecnico e fine conoscenza della tradizione.

Lawrence is the quintessential expression of bespoke design, a quality inherent to every product the company makes. It takes inspiration from the infinite care that goes into making the finest leather goods. The refined stitching that embellishes the Lawrence "Clan" seating systems exemplifies refined taste and is the product of highly-skilled artisan craftsmanship that blends technical excellence and an enlightened appreciation of tradition.


Lawrence stellt die Quintessenz der Schneiderkunst dar, eine Qualität, die alle Produkte der Firma auszeichnet. Inspiration ist die unendliche Sorgfalt, die in der erstklassigen Lederverarbeitung zu sehen ist.

Die raffinierten Nähte im Sitzprogramm Lawrence "Clan" zeugen von exquisitem Geschmack und können nur mit dem hohen Niveau an Kunstfertigkeit realisiert werden, das technische Exzellenz und gründliche Kenntnis der Tradition vereint.

Lawrence représente la quintessence de l'artisanat, qualité inhérente à chaque produit réalisé par la société. Inspiré du soin infini qui distingue la bagagerie et la maroquinerie haut de gamme.

Les coutures sophistiquées qui peaufinent la finition du système de sièges Lawrence "Clan", dénotent un style raffiné et ne sont possibles que grâce à un savoir-faire artisanal d'excellence sachant allier technique de pointe et connaissance subtile de la tradition.

DETTAGLI CHE FANNO LA DIFFERENZA / DETAILS THAT MAKE THE DIFFERENCE



L'elegante cornice perimetrale in metallo Black-Nickel sottolinea il rigore estetico che caratterizza il divano Lawrence, mentre una base perimetrale arretrata realizzata in lega metallica verniciata in colore nero mantiene il divano sollevato da terra e gli conferisce un aspetto flottante. Questo dettaglio di grande ricercatezza assolve anche alla funzione di proteggere la parte inferiore del divano.

The elegant metal perimeter frame with Black-Nickel finish emphasizes the formal aesthetic of the Lawrence sofa, while a set-back perimeter base in metal alloy with painted black finish supports the sofa and gives it the appearance of floating above the floor. This eminently sophisticated detail also performs the function of protecting the lower part of the sofa.

Die elegante Metallumrahmung in Black-Nickel betont die enge Ästhetik, die das Sofa Lawrence kennzeichnet, während eine etwas zurückliegende Umrandung der Bodenauflage aus schwarz lackierter Metalllegierung das Sofa vom Boden abhebt und ihm einen schwebenden Aspekt verleiht. Dieses besonders raffinierte Detail dient auch zum Schutz des unteren Sofateils.

L'élégant cadre périmétrique en métal Black-Nickel souligne la rigueur esthétique qui caractérise le canapé Lawrence, tandis qu'un piètement en retrait réalisé en alliage métallique peint en noir, maintient le canapé soulevé du sol et lui donne un aspect flottant. Ce détail particulièrement sophistiqué remplit également la fonction de protéger la partie inférieure du canapé.



Al fine di mantenere una corretta posizione del cuscino e la sua perfetta stabilità nel tempo, la struttura del sedile è dotata di sedi concave appositamente progettate per accogliere i cuscini di seduta.

Cuscini sedile completamente reversibili, con imbottitura in piuma doca canalizzata e inserto centrale in poliuretano espanso a quote differenziate ad alta resilienza rivestito da un ulteriore strato di Memory Foam.

In an effort to maintain the proper position of the cushion and its stability over time, the seat structure is equipped with concave areas designed specifically to accommodate the seat cushions. The seat cushions are completely reversible, with channeled goose down padding and core insert made of high resilience, variable-density polyurethane foam wrapped in an added layer of Memory Foam.

Um das Kissen in der richtigen Position zu halten und seine Stabilität über die Zeit hin zu garantieren, ist die Sitzstruktur mit muldenartigen, konkaven Vertiefungen versehen, die die Kissen aufnehmen sollen.

Die vollkommen reversiblen Sitzkissen sind gefüllt mit kanalisierten Daunen und einer zentralen Einlage aus verschieden hoch geschäumtem, hochdichtem Polyurethanschaum, umgeben von einer weiteren Schicht von Memory Foam.

La structure de l'assise comprend des parties concaves spécialement conçues pour accueillir les coussins d'assise, de façon à ce qu'ils restent bien en place et parfaitement stables au fil du temps.

Coussins d'assise entièrement réversibles, avec rembourrage en plume doie canalisée et insert central en polyuréthane expansé à densité différenciée, haute résilience, recouvert d'une couche supplémentaire de mousse à mémoire de forme.

ELEMENTI ACCESSORI: POUF LAWRENCE "CLAN", CORNER CONSOLE SONG / ACCESSORIES: LAWRENCE "CLAN" OTTOMANS, SONG CORNER CONSOLE

La grande versatilità del sistema Lawrence si esplica nella possibilità di realizzare delle composizioni dal carattere particolarmente dinamico grazie all'utilizzo di alcuni elementi accessori.

In particolare, è possibile associare alle sedute Lawrence i pouf Lawrence "Clan" caratterizzati da moderne impunture, che possono essere completati con schienali e braccioli amovibili. I tavolini Song, espressamente progettati quali ideali complementi del sistema di sedute Lawrence, con la loro forma ad "L" abbracciano e definiscono le composizioni, offrendo una funzionale superficie di appoggio.

The amazing versatility of the Lawrence system is epitomized in the option of creating highly dynamic compositions through the use of some accessory pieces.

Specifically, the Lawrence seating elements can be paired with the Lawrence "Clan" ottomans, featuring a modern stitching motif, that can be completed with removable seat backs and armrests.

The Song coffee tables, specifically designed as the perfect complement to the Lawrence seating system, with their L-shape enfold and define the compositions, providing a handy table top surface.

Die enorme Vielseitigkeit des Programms Lawrence zeigt sich in der Möglichkeit, mit der Verwendung von einigen Zusatzelementen Kompositionen von besonders dynamischem Charakter zu realisieren.

Genauer gesagt, können die Sitze Lawrence mit den Poufs Lawrence Clan, mit ihren modernen Ziernähten, ergänzt werden, die sogar mit abnehmbaren Rücken- und Armlehnen versehen werden können.

Die Beistelltische Song, spezifisch realisiert als ideale Begleiter des Sitzprogramms Lawrence, passen sich mit ihrer L-Form den einzelnen Kompositionen an und bieten eine praktische Ablagefläche.

La grande polyvalence du système Lawrence se traduit par la possibilité de réaliser des compositions au caractère particulièrement dynamique grâce à l'utilisation de certains éléments accessoires.

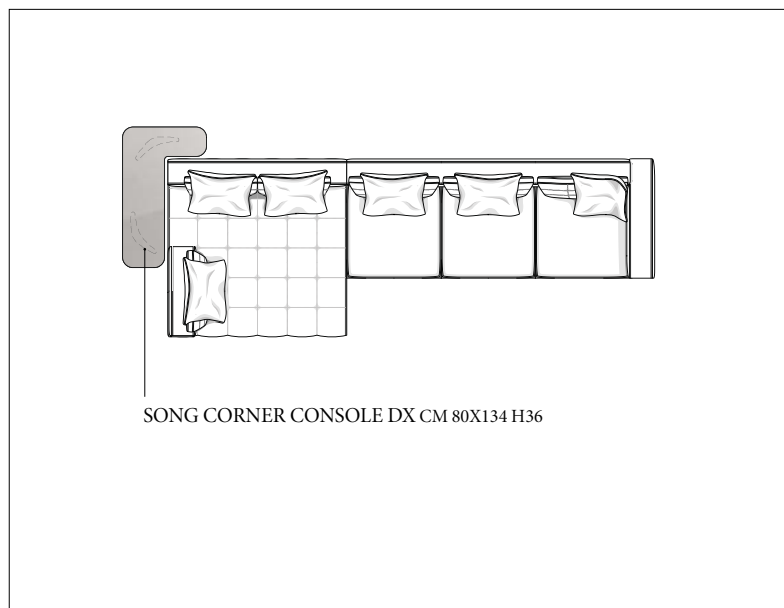
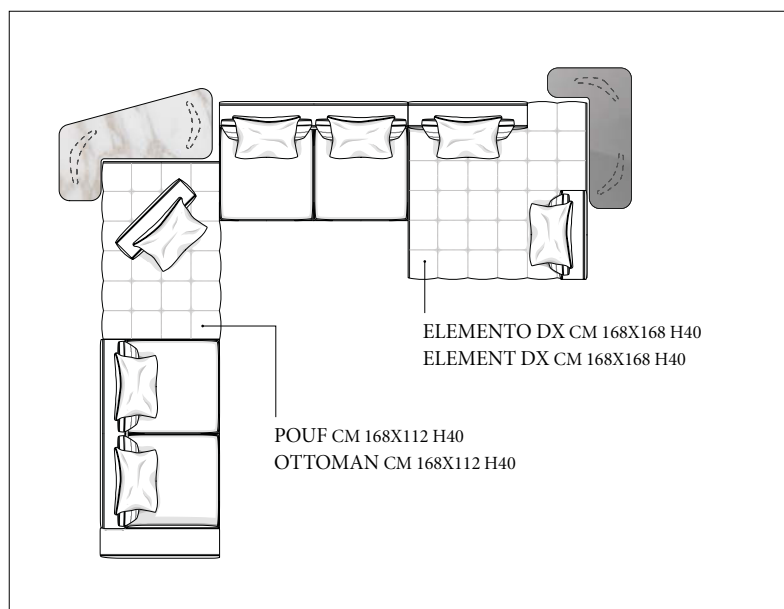
Il est notamment possible d'associer aux sièges Lawrence des poufs Lawrence "Clan", caractérisés par des surpiques modernes, et qui peuvent être complétés par des dossiers et des accoudoirs amovibles.

Grâce à leur forme en L, les petites tables Song, spécialement conçues comme le complément idéal du système de sièges Lawrence, embrassent et définissent les compositions et offrent un plateau fonctionnel.

LAWRENCE "CLAN" POUF / OTTOMAN



SONG CORNER CONSOLE



LAWRENCE

Rodolfo Dordoni design



Struttura: in legno massello con molleggio garantito da cinghie elastiche ad alta componente di caucciù. Preparazione della struttura sedile in poliuretano espanso a quote differenziate ad alta densità, realizzata con sedi concave studiate per accogliere ciascun cuscino sedile, al fine di mantenere la stabilità del cuscino e la sua corretta posizione nel tempo. Braccioli e schienali rivestiti con trapuntino di fibra termolegata traspirante accoppiata con tela di cotone bianca anallergica che conferisce morbidezza e sofficià.

Cuscineria: imbottitura cuscini poggiatesta in piuma d'oca canalizzata (certificata Assopiuma, etichetta oro) con inserto centrale in Memory Foam (materiale termosensibile). Una trapuntatura dal carattere grafico e moderno caratterizza la confezione della fodera.

Imbottitura cuscini schienale in piuma d'oca canalizzata (certificata Assopiuma, etichetta oro) con inserto portante.

Cuscini sedile completamente reversibili, con imbottitura in piuma d'oca canalizzata (certificata Assopiuma, etichetta oro) e inserto centrale in poliuretano espanso a quote differenziate ad alta resilienza rivestito da un ulteriore strato di Memory Foam.

Cuscini optional 'DECOR' con imbottitura in piuma d'oca canalizzata (certificata Assopiuma, etichetta oro) con bottone decorativo centrale in silicone morbido.

Sfoderabilità: cuscini sedile e schienale completamente sfoderabili in tutte le versioni (tessuto e pelle). Rivestimento della struttura in tessuto sfoderabile rimuovendo la cornice della base in metallo. Rivestimento in pelle fisso.

Base: cornice perimetrale in metallo Black-Nickel lucido. Nei divani in larghezza cm 314 e 324 presenta delle giunture in prossimità del bracciolo. Appoggio a terra tramite base perimetrale in metallo verniciato Nero opaco con piedini regolabili.

Scivolante protettivo in polietilene di colore nero.

Per agevolare la rimozione del rivestimento, i braccioli sono sfilabili dalla base tramite un sistema di innesto e sgancio rapido.

Structure: in solid wood with suspension provided by high-rubber-content elastic webbing. The seat structure is made of high resilience, variable-density polyurethane foam, with a concave contour to cradle the seat cushion in order to maintain its stability and durability. The armrests and backrests have a breathable heat-bonded quilted fiber casing laminated to a white hypoallergenic cotton fabric which lends softness and comfort.

Cushions: channeled goose down padding for the lumbar cushions (Assopiuma certified, gold label) with Memory Foam core insert (temperature-sensitive material).

The casing features a contemporary, graphic quilted motif.

Seat back cushions are made with channeled goose down padding (certified Assopiuma, gold label) with structural support insert.

Seat cushions are completely reversible, with channeled goose down padding (Assopiuma certified, gold label) and core insert made of high resilience, variable-density polyurethane foam wrapped in a layer of Memory Foam.

Optional 'DECOR' cushions with channeled goose down padding (Assopiuma certified, gold label) with a decorative, soft silicone button in the middle.

Covers: seat and backrest cushion covers are completely removable in all versions (fabric and leather). Structure covers made of fabric can be taken off by removing the frame of the metal base. Structural leather upholstery is not removable.

Base: metal perimeter frame with glossy Black-Nickel finish. There are joints near the armrest on the 314cm and 324cm wide sofas. The perimeter base with adjustable feet is in metal with matt Black painted finish.

Black protective polyethylene glides.

To facilitate the removal of the upholstery cover, the armrests can be removed from the base by means of a quick coupling and uncoupling system.

Gestell: Massivholz mit Federung durch elastische Gurte mit hohem Kautschukinhalt. Aufbereitung der Sitzgestell mit unterschiedlich dick geschäumtem, hochdichtem Polyurethan mit konkaver Sitzfläche, um die Sitzkissen aufzunehmen, die Kissen fest zu halten und eine dauerhaft korrekte Position zu garantieren. Arm- und Rückenlehnen mit thermosensiblen, atmungsaktivem Steppbezug überzogen, kombiniert mit antiallergischem, weißem Baumwolltuch, das elastische Weichheit verleiht.

Kissen: Polsterung der Lendenkissen aus kanalisierten Gänsedaunen (Gold Label, zertifiziert von Assopiuma) mit zentraler Einlage aus Memory Foam (thermosensiblen Material).

Eine modern graphische Absteppung zeichnet die Verarbeitung des Bezugs aus.

Polsterung des Rücken kissens aus kanalisierten Gänsedaunen (Gold Label, zertifiziert von Assopiuma) mit zentraler, verstärkter Einlage.

Sitzkissen beidseitig verwendbar mit Polsterung aus kanalisierten Gänsedaunen (Gold Label, zertifiziert von Assopiuma) mit zentraler Einlage aus unterschiedlich dick geschäumtem, hochdichtem, federndem Polyurethan bezogen mit einer weiteren Schicht von Memory Foam.

Auf Wunsch Kissen 'DECOR' mit Polsterung aus kanalisierten Gänsedaunen (Gold Label, zertifiziert von Assopiuma) mit dekorativem, zentralem Knopf aus weichem Silikon.

Abziehbarkeit: Sitz- und Rücken kissen, sowie Gestell in allen Varianten (Stoff- und Lederbezug) vollkommen abziehbar. Stoffbezug der Struktur abziehbar durch Entfernung des Rahmens vom Grundgestell aus Metall. Lederbezug nicht abziehbar.

Grundgestell: Metallumrahmung in Black-Nickel glänzend. Die Sofas mit einer Breite von 314 und 324 cm weisen in der Nähe der Armlehne Verbindungsstellen auf. Bodenaufgabe mit der unteren Gestellumrandung aus matt schwarz lackiertem Metall mit verstellbaren Füßchen. Gleitschutz aus schwarzem Polyethylen.

Um das Abnehmen des Bezugs zu vereinfachen, sind die Armlehnen über ein praktisches, schnelles Stecksystem mit dem Untergestell verbunden.

Structure : en massif bois, suspension assurée par des sangles élastiques à haute teneur en caoutchouc. Structure d'assise en polyuréthane expansé à densité différenciée et haute densité, réalisée avec des logements concaves conçus pour accueillir chaque coussin d'assise afin d'en maintenir la stabilité et la position correcte au fil du temps. Accoudoirs et dossiers recouverts d'un petit édredon en fibre thermoliée respirante, doublée de toile de coton blanc anallergique pour davantage de souplesse et de moelleux.

Coussins : rembourrage des coussins cale-rein en plume d'oe canalisée (certifiée Assopiuma, étiquette d'or) avec insert central en mousse termosensible à mémoire de forme (Memory Foam).

La confection de la housse est caractérisée par un capitonnage au caractère graphique et moderne.

Rembourrage des coussins du dossier en plume d'oe canalisée (certifiée Assopiuma, étiquette or) avec insert portant.

Coussins d'assise entièrement réversibles, rembourrage en plume d'oe canalisée (certifiée Assopiuma, étiquette d'or) avec insert central en polyuréthane expansé à densité différenciée haute résilience doublé d'une seconde couche de mousse à mémoire de forme (Memory Foam).

Coussins en option « DECOR », rembourrage en plume d'oe canalisée (certifiée Assopiuma, étiquette or), avec bouton décoratif central en silicone souple.

Déhoussage : coussins d'assise et de dossier entièrement déhoussables dans toutes les versions (tissu et cuir). Revêtement de la structure en tissu déhoussable en retirant le cadre du piètement en métal. Revêtement en cuir fixe.

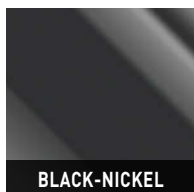
Base : cadre périmétrique en métal Black-Nickel brillant. Sur les canapés de 314 et 324 cm de large, il présente des jointures près de l'accoudoir. Repose sur un piètement périmétrique en métal peint Noir mat, avec pieds réglables.

Patins glisseurs en polyéthylène noir.

Afin de faciliter le déhoussage, les accoudoirs sont amovibles grâce à un système d'enclenchement et de désenclenchement rapide.

FINITURA CORNICE
FRAME FINISH

METALLO | METAL

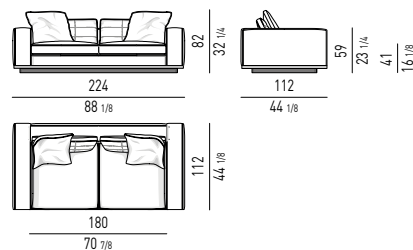


BLACK-NICKEL

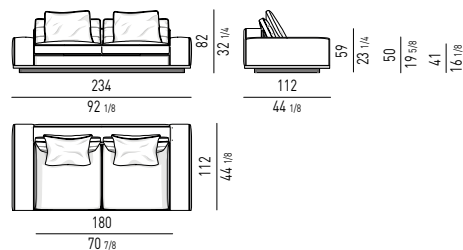
MODULO SEDUTA CM 90 | SEAT CUSHION CM 90

DIVANI | SOFAS

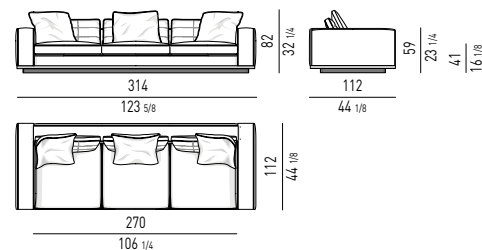
DIVANO CM 224 - BRACCIOLO ALTO
SOFA CM 224 - HIGH ARMREST



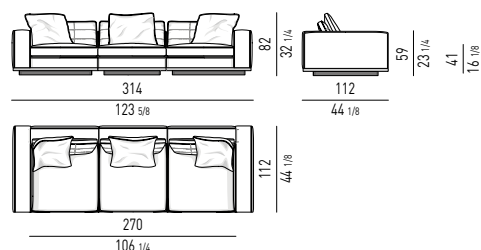
DIVANO CM 234 - BRACCIOLO BASSO
SOFA CM 234 - LOW ARMREST



DIVANO CM 314 - BRACCIOLO ALTO
SOFA CM 314 - HIGH ARMREST

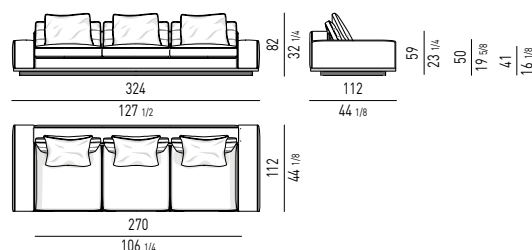


DIVANO CM 314 - BRACCIOLO ALTO
SOFA CM 314 - HIGH ARMREST

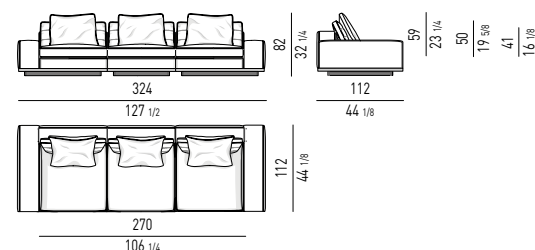


Divano composto da un elemento terminale dx e sx cm 112 e da un elemento centrale cm 90.
Arrangement made up of element with armrest dx and sx cm 112 and central element cm 90.

DIVANO CM 324 - BRACCIOLO BASSO
SOFA CM 324 - LOW ARMREST

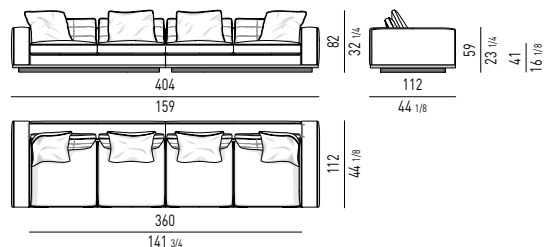


DIVANO CM 324 - BRACCIOLO BASSO
SOFA CM 324 - LOW ARMREST



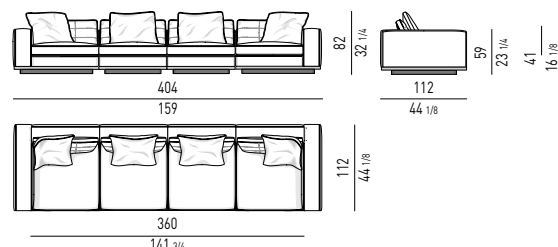
Divano composto da un elemento terminale dx e sx cm 117 e da un elemento centrale cm 90.
Arrangement made up of element with armrest dx and sx cm 117 and central element cm 90.

DIVANO CM 404 - BRACCIOLO ALTO
SOFA CM 404 - HIGH ARMREST



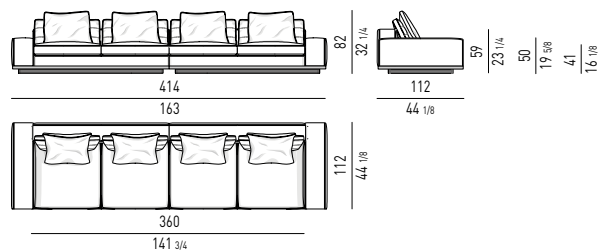
Divano composto da un elemento terminale dx e sx cm 202 e da un elemento centrale cm 90.
Arrangement made up of elements with armrest dx and sx cm 202 and central element cm 90.

DIVANO CM 404 - BRACCIOLO ALTO
SOFA CM 404 - HIGH ARMREST



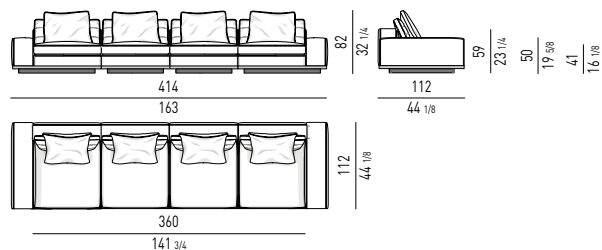
Divano composto da un elemento terminale dx e sx cm 112 e da un elemento centrale cm 90.
Arrangement made up of elements with armrest dx and sx cm 112 and two central element cm 90.

DIVANO CM 414 - BRACCIOLO BASSO
SOFA CM 404 - LOW ARMREST



Divano composto da un elemento terminale dx e sx cm 207 e da un elemento centrale cm 90.
Arrangement made up of elements with armrest dx and sx cm 207 and central element cm 90.

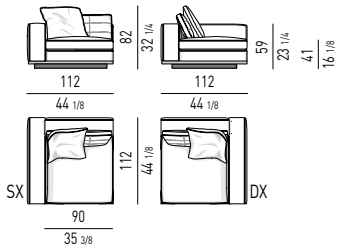
DIVANO CM 414 - BRACCIOLO BASSO
SOFA CM 404 - LOW ARMREST



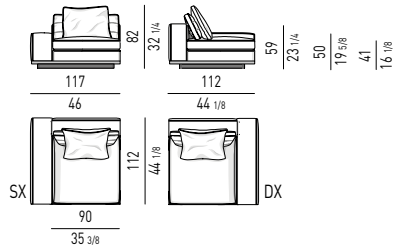
Divano composto da un elemento terminale dx e sx cm 117 e da un elemento centrale cm 90.
Arrangement made up of elements with armrest dx and sx cm 117 and two central element cm 90.

ELEMENTI TERMINALI | ELEMENTS WITH 1 ARMREST

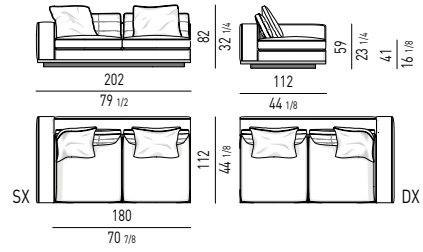
ELEMENTO TERMINALE CM 112 - BRACCIOLO ALTO
ELEMENT WITH 1 ARMREST CM 112 - HIGH ARMREST



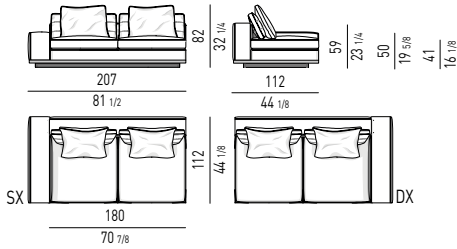
ELEMENTO TERMINALE CM 117 - BRACCIOLO BASSO
ELEMENT WITH 1 ARMREST CM 117 - LOW ARMREST



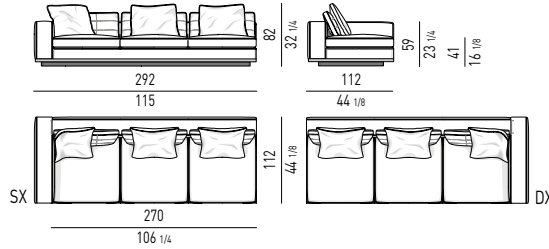
ELEMENTO TERMINALE CM 202 - BRACCIOLO ALTO
ELEMENT WITH 1 ARMREST CM 202 - HIGH ARMREST



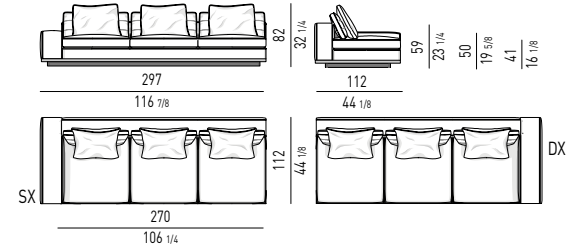
ELEMENTO TERMINALE CM 207 - BRACCIOLO BASSO
ELEMENT WITH 1 ARMREST CM 207 - LOW ARMREST



ELEMENTO TERMINALE CM 292 - BRACCIOLO ALTO
ELEMENT WITH 1 ARMREST CM 292 - HIGH ARMREST

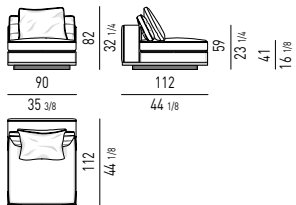


ELEMENTO TERMINALE CM 297 - BRACCIOLO BASSO
ELEMENT WITH 1 ARMREST CM 297 - LOW ARMREST

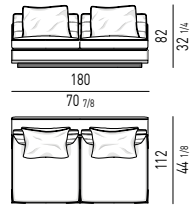


ELEMENTI CENTRALI | CENTRAL ELEMENTS

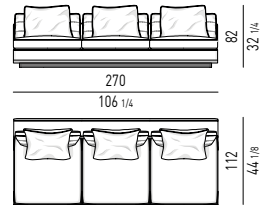
ELEMENTO CENTRALE CM 90
CENTRAL ELEMENT CM 90



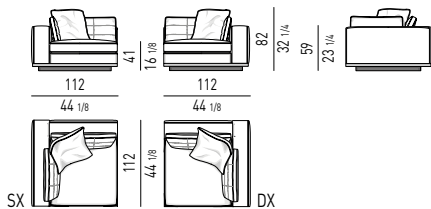
ELEMENTO CENTRALE CM 180
CENTRAL ELEMENT CM 180



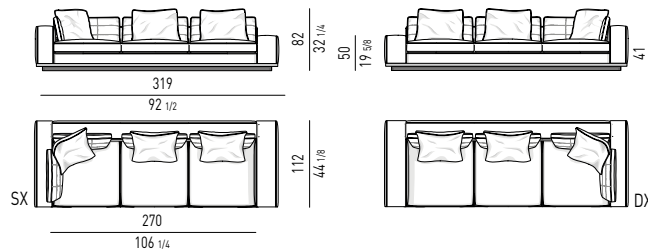
ELEMENTO CENTRALE CM 270
CENTRAL ELEMENT CM 270



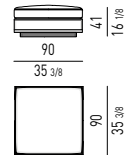
ELEMENTO ANGOLARE CM 112 - BRACCIOLO ALTO
CORNER ELEMENT CM 112 - HIGH ARMREST



DIVANO ANGOLARE CM 112X319
CORNER SOFA CM 112X319



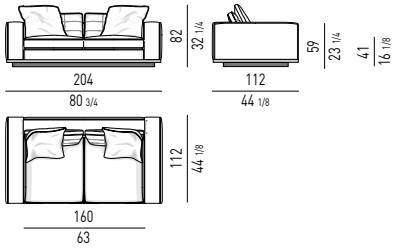
POUF | OTTOMAN



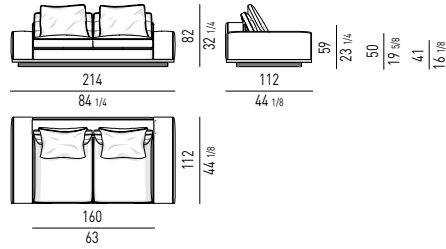
MODULO SEDUTA CM 80 | SEAT CUSHION CM 80

DIVANI | SOFAS

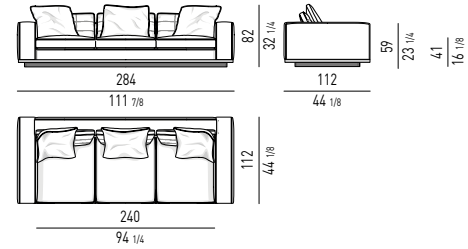
DIVANO CM 204 - BRACCIOLO ALTO
SOFA CM 204 - HIGH ARMREST



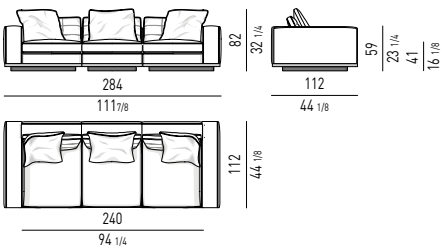
DIVANO CM 214 - BRACCIOLO BASSO
SOFA CM 214 - LOW ARMREST



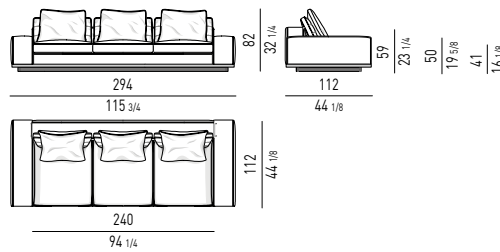
DIVANO CM 284 - BRACCIOLO ALTO
SOFA CM 284 - HIGH ARMREST



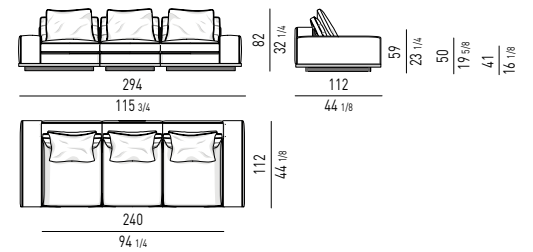
DIVANO CM 284 - BRACCIOLO ALTO
SOFA CM 284 - HIGH ARMREST



DIVANO CM 294 - BRACCIOLO BASSO
SOFA CM 294 - LOW ARMREST



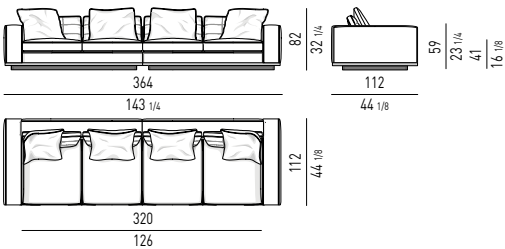
DIVANO CM 294 - BRACCIOLO BASSO
SOFA CM 294 - LOW ARMREST



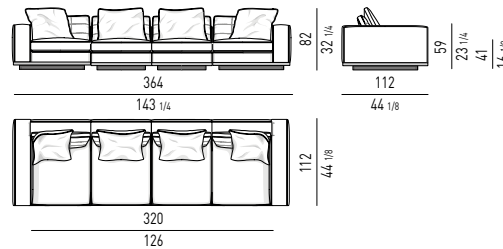
Divano composto da un elemento terminale dx e sx cm 102 e da un elemento centrale cm 80.
Arrangement made up of element with armrest dx and sx cm 102 and central element cm 80.

Divano composto da un elemento terminale dx e sx cm 107 e da un elemento centrale cm 80.
Arrangement made up of element with armrest dx and sx cm 107 and central element cm 80.

DIVANO CM 364 - BRACCIOLO ALTO
SOFA CM 364 - HIGH ARMREST



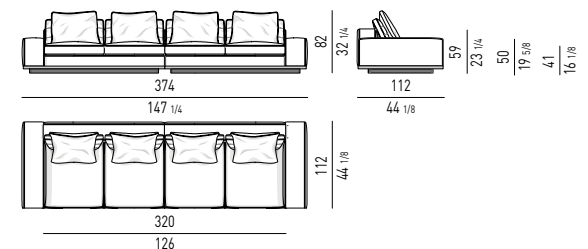
DIVANO CM 364 - BRACCIOLO ALTO
SOFA CM 364 - HIGH ARMREST



Divano composto da un elemento terminale dx e sx cm 182.
Arrangement made up of element with armrest dx and sx cm 182.

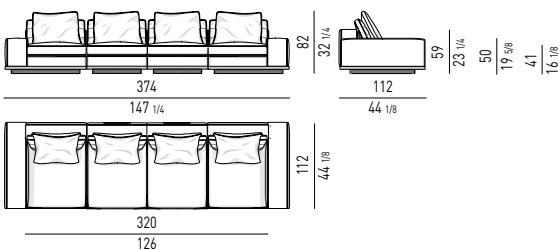
Divano composto da un elemento terminale dx e sx cm 102 e da un elemento centrale cm 80.
Arrangement made up of element with armrest dx and sx cm 102 and central element cm 80.

DIVANO CM 374 - BRACCIOLO BASSO
SOFA CM 374 - LOW ARMREST



Divano composto da un elemento terminale dx e sx cm 187.
Arrangement made up of element with armrest dx and sx cm 187.

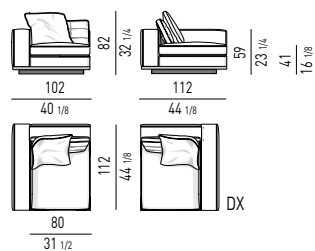
DIVANO CM 374 - BRACCIOLO BASSO
SOFA CM 374 - LOW ARMREST



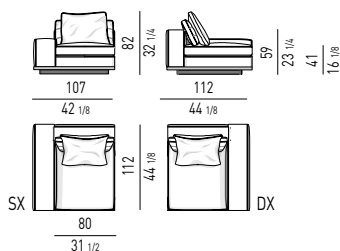
Divano composto da un elemento terminale dx e sx cm 107 e da due elementi centrale cm 80.
Arrangement made up of element with armrest dx and sx cm 107 and two central elements cm 80.

ELEMENTI TERMINALI | ELEMENTS WITH 1 ARMREST

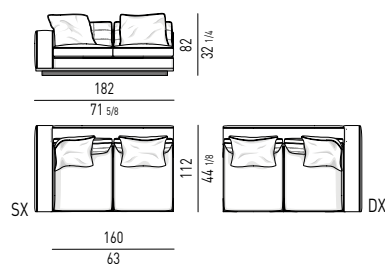
ELEMENTO TERMINALE CM 102 - BRACCIOLO ALTO
ELEMENT WITH 1 ARMREST CM 102 - HIGH ARMREST



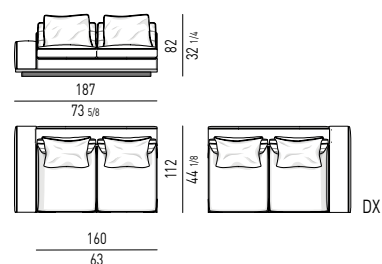
ELEMENTO TERMINALE CM 107 - BRACCIOLO BASSO
ELEMENT WITH 1 ARMREST CM 107 - LOW ARMREST



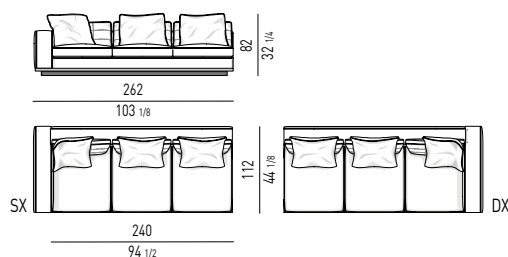
ELEMENTO TERMINALE CM 182 - BRACCIOLO ALTO
ELEMENT WITH 1 ARMREST CM 182 - HIGH ARMREST



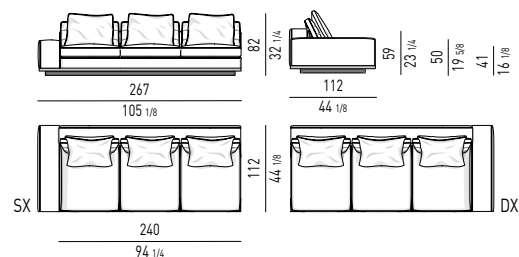
ELEMENTO TERMINALE CM 187 - BRACCIOLO BASSO
ELEMENT WITH 1 ARMREST CM 187 - LOW ARMREST



ELEMENTO TERMINALE CM 262 - BRACCIOLO ALTO
ELEMENT WITH 1 ARMREST CM 262 - HIGH ARMREST

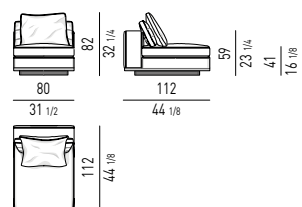


ELEMENTO TERMINALE CM 267 - BRACCIOLO BASSO
ELEMENT WITH 1 ARMREST CM 267 - LOW ARMREST

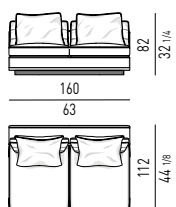


ELEMENTI CENTRALI | CENTRAL ELEMENTS

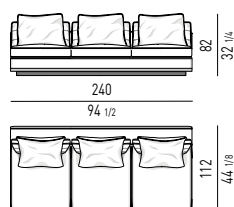
ELEMENTO CENTRALE CM 80
CENTRAL ELEMENT CM 80



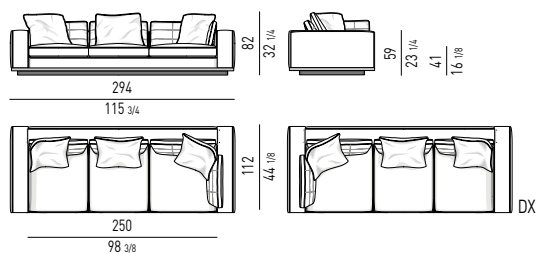
ELEMENTO CENTRALE CM 160
CENTRAL ELEMENT CM 160



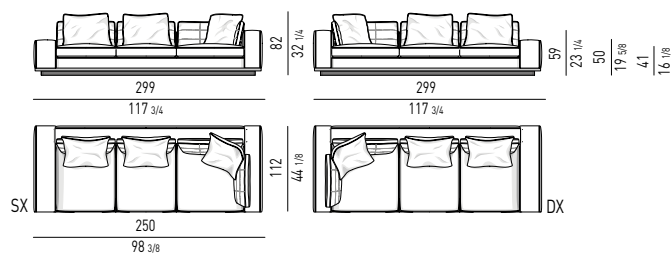
ELEMENTO CENTRALE CM 240
CENTRAL ELEMENT CM 240



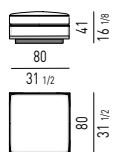
DIVANO ANGOLARE CM 294
CORNER SOFA CM 294



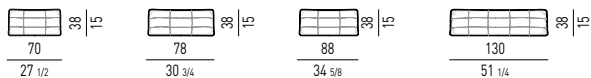
DIVANO ANGOLARE CM 299
CORNER SOFA CM 299



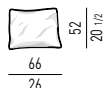
POUF | OTTOMAN



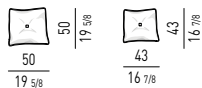
CUSCINI POGGIARENI OPTIONAL | OPTIONAL LUMBAR CUSHIONS



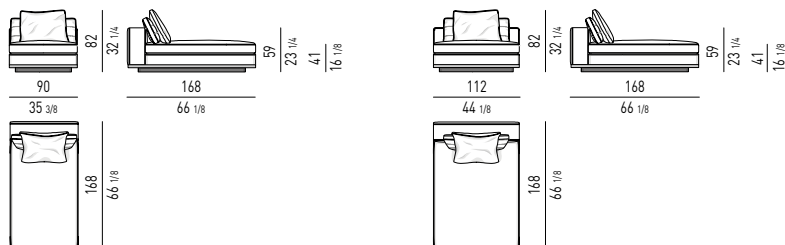
CUSCINO SCHIENALE OPTIONAL | OPTIONAL BACK CUSHION



CUSCINI "DECOR" OPTIONAL | "DECOR" OPTIONAL CUSHIONS

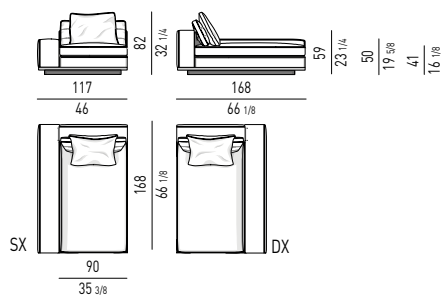


COUCH

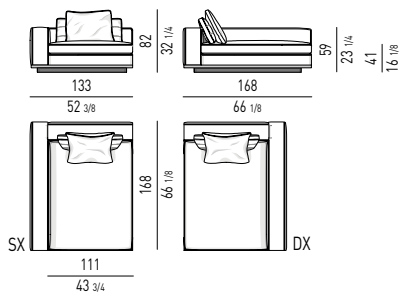


CHAISE-LONGUE

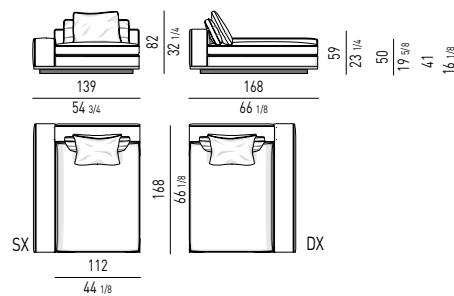
CHAISE-LONGUE CM **117X168** - BRACCIOLO BASSO
CHAISE-LONGUE CM **117x168** - LOW ARMREST



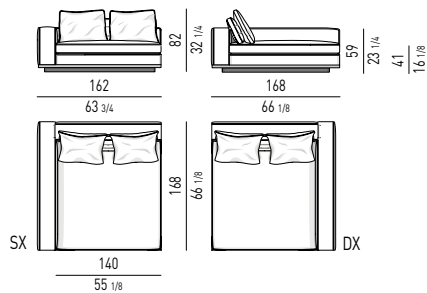
CHAISE-LONGUE **133X168** - BRACCIOLO ALTO
CHAISE-LONGUE **133x168** - HIGH ARMREST



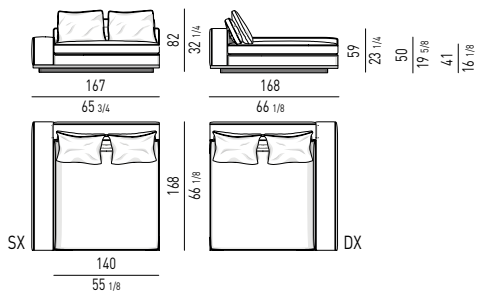
CHAISE-LONGUE **139X168** - BRACCIOLO BASSO
CHAISE-LONGUE **133X168** - LOW ARMREST



CHAISE-LONGUE CM **162X168** - BRACCIOLO ALTO
CHAISE-LONGUE CM **162x168** - HIGH ARMREST



CHAISE-LONGUE CM **167X168** - BRACCIOLO BASSO
CHAISE-LONGUE CM **167x168** - LOW ARMREST



LAWRENCE "CLAN"

Rodolfo Dordoni design



Struttura: in legno massello con molleggio garantito da cinghie elastiche ad alta componente di caucciù. Preparazione della struttura nonché di schienali ove presenti, in poliuretano espanso ad alta resilienza composto da numerosi strati di quote differenziate termosensibili.

Tutta la struttura è rivestita con trapuntino di fibra termolegata traspirante accoppiata con tela di cotone bianca anallergica che conferisce morbidezza.

Una trapuntatura dal carattere grafico e moderno caratterizza la confezione della fodera della struttura e del cuscino poggiatesta.

Cuscineria: imbottitura cuscini poggiatesta in piuma d'oca canalizzata (certificata Assopiuma, etichetta oro) con inserto centrale in Memory Foam (materiale termosensibile). Imbottitura cuscini schienale in piuma d'oca canalizzata (certificata Assopiuma, etichetta oro) con inserto portante.

Sfoderabilità: cuscini schienale completamente sfoderabili in tutte le versioni (tessuto e pelle). Rivestimento della struttura in tessuto sfoderabile rimuovendo la cornice della base in metallo. Gli schienali, sfoderabili in tessuto, sono sfilabili dopo aver allentato le apposite manopole zigrinate tramite chiave in dotazione. Rivestimento in pelle fisso.

Base: cornice perimetrale in metallo Black-Nickel lucido. Appoggio a terra tramite base perimetrale in metallo verniciato Nero opaco con piedini regolabili.

Scivolante protettivo in polietilene di colore nero.

ACCESSORI OPTIONAL

Schienale e bracciolo amovibili, con imbottitura in poliuretano espanso a quote differenziate ad alta densità, successivamente rivestiti con fibra termolegata traspirante accoppiata con tela di cotone bianca. Per migliorare l'aderenza dell'elemento amovibile alla seduta, all'interno è stata inserita una barra in acciaio. Completamente sfoderabili.

Cuscini optional 'DECOR' con imbottitura in piuma d'oca canalizzata (certificata Assopiuma, etichetta oro) con bottone decorativo centrale in silicone morbido.

Structure: in solid wood with suspension provided by high-rubber-content elastic webbing. The structure (and backrests, if included), are made of many layers of variable-density, temperature-sensitive, high-resilience polyurethane foam.

The entire structure has a breathable heat-bonded quilted fiber casing laminated to a white hypoallergenic cotton fabric which lends softness.

The structure cover and the lumbar cushion feature a contemporary, graphic quilted motif.

Cushions: channeled goose down padding for the lumbar cushions (Assopiuma certified, gold label) with Memory Foam core insert (temperature-sensitive material).

Backrest cushions are made with channeled goose down padding (certified Assopiuma, gold label) with structural support insert.

Covers: backrest cushion covers are completely removable in all versions (fabric and leather). Structure covers made of fabric can be taken off by removing the frame of the metal base. The seat backs, with removable fabric covers, can be lifted off after loosening the ribbed handles with the key that is provided. Structural leather upholstery is not removable.

Base: metal perimeter frame with glossy Black-Nickel finish. The perimeter base with adjustable feet is in metal with matt Black painted finish.

Black protective polyethylene glides.

OPTIONAL ACCESSORIES

Removable backrest and armrest, padded with high resilience, variable-density polyurethane foam and then covered with breathable, heat-bonded fiber laminated to white cotton canvas.

A steel bar was integrated into the removable element to improve adherence to the seat. Covers are completely removable.

Optional 'DECOR' cushions with channeled goose down padding (Assopiuma certified, gold label) with a decorative, soft silicone button in the middle.

Gestell: Aus massivem Holz mit Federung durch elastische Gurte mit hohem Kautschukinhalt. Aufbereitung der Struktur und Rückenlehnen, wo vorhanden, mit hochdichtem Polyurethanschaum, bestehend aus zahlreichen unterschiedlich dick geschäumten, thermosensiblen Schichten.

Die gesamte Struktur ist mit einem Steppbezug umgeben, aus atmungsaktiver, thermofixierter Faser, kombiniert mit antiallergischem, weißem Baumwolltuch, das Weichheit verleiht. Eine modern graphische Absteppung zeichnet den Überzug von der Struktur und den Lendenkissen.

Kissen: Polsterung der Lendenkissen aus kanalisierten Gänsedaunen (Gold Label, zertifiziert von Assopiuma) mit zentraler Einlage aus Memory Foam (thermosensiblen Material).

Polsterung der Rückenlehnen aus kanalisierten Gänsedaunen (Gold Label, zertifiziert von Assopiuma) mit verstärkter Einlage.

Abziehbarkeit: Rückenlehnen, sowie Gestell in allen Varianten (Stoff- und Lederbezug) vollkomment abziehbar. Stoffbezug der Struktur abziehbar durch Entfernung des Rahmens vom Grundgestell aus Metall. Die Rückenlehnen mit abziehbarem Stoffbezug können nach Lockerung der vorgesehenen Drehknöpfe mit dem mitgelieferten Schlüssel abgenommen werden. Lederbezug nicht abziehbar.

Untergestell: Umrahmung aus Metall glänzend Black-Nickel. Bodenaufgabe mit der unteren Gestellumrandung aus matt Schwarz lackiertem Metall mit verstellbaren Füßchen. Gleitschutz aus schwarzem Polyethylen.

ACCESSOIRES ALS OPTION

Abnehmbare Rücken- und Armlehnen, mit Polsterung aus hochdichtem, unterschiedlich geschäumtem Polyurethanschaum, dann bezogen mit atmungsaktiver, thermofixierter Faser, kombiniert mit weißem Baumwolltuch. Eine Barre in Stahl ist eingefügt, um die Adhärenz des Elementes zu verbessern. Damit das abnehmbare Element besser am Sitz festsetzt, wurde innen eine Stahlstange eingelegt. Vollkomment abziehbar.

Auf Wunsch Kissen 'DECOR' mit Polsterung aus kanalisierten Gänsedaunen (Gold Label, zertifiziert von Assopiuma) mit dekorativem, zentralem Knopf aus weichem Silikon.

Structure : en bois massif avec suspension assurée par des sangles élastiques à haute teneur en caoutchouc. Préparation de la structure ainsi que des dossiers, s'il y en a, en polyuréthane expansé à haute résilience, constitué de nombreuses couches thermosensibles à densité différenciée.

Toute la structure est recouverte d'un édredon en fibre thermolée respirante, doublé de toile de coton blanc anallergique qui en augmente la souplesse.

La confection de la housse de la structure et du coussin cale-reins est caractérisée par des coutures au caractère graphique et moderne.

Coussins : rembourrage des coussins cale-rein en plume d'oe canalisée (certifiée Assopiuma, étiquette d'or) avec insert central en mousse termosensible à mémoire de forme (Memory Foam).

Rembourrage des coussins de dossier en plume d'oe canalisée (certifiée Assopiuma, étiquette d'or) avec insert portant.

Déhoussage : coussins de dossier entièrement déhoussables dans toutes les versions (tissu et cuir). Revêtement de la structure en tissu déhoussable en retirant le cadre du piètement en métal. Les dossiers, déhoussables en tissu, peuvent être enlevés une fois les écrous moletés dévissés à l'aide de la clé fournie. Revêtement en cuir fixe.

Base : cadre périmétrique en métal Black-Nickel brillant. Reposé sur un piètement périmétrique en métal peint Noir mat, avec pieds réglables.

Patins glisseurs en polyéthylène noir.

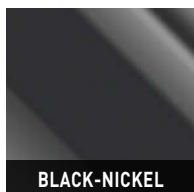
ACCESSOIRES EN OPTION

Dossier et accoudoirs amovibles, avec rembourrage en polyuréthane expansé à densité différenciée et haute densité, ultérieurement recouverts de fibre thermolée respirante, doublée de toile de coton blanc. Une barre en acier a été insérée à l'intérieur afin d'améliorer l'adhérence de l'élément amovible à l'assise. Entièrement déhoussables.

Coussins en option « DECOR », rembourrage en plume d'oe canalisée (certifiée Assopiuma, étiquette or), avec bouton décoratif central en silicone souple.

FINITURA CORNICE
FRAME FINISH

METALLO | METAL



BLACK-NICKEL

Gli elementi "Clan" con i loro volumi ben definiti si prestano a realizzare composizioni che rispondono ad un'interpretazione più dinamica ed informale dello spazio living. Le sedute monoblocco sono caratterizzate da cuciture che disegnano riquadri di gusto grafico e moderno.

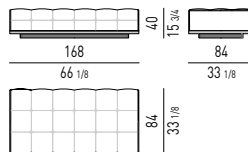
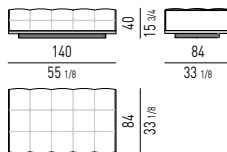
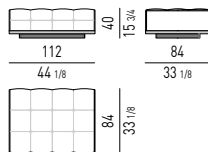
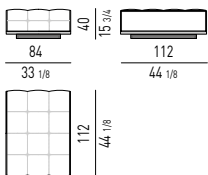
With their well-defined shapes, the "Clan" elements lend themselves to compositions that express a more dynamic and informal interpretation of the living room. The one-piece seats feature stitching in graphic, modern square-shaped designs.

Die Elemente "Clan" mit ihren klar definierten Volumen eignen sich für Kompositionen, die dem Living eine dynamischere, informelle Prägung geben. Die Monoblock-Sitze zeichnen sich durch ihre Nähte aus, die graphisch moderne Felder bilden.

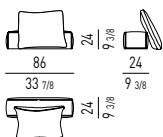
Avec leurs volumes bien définis, les éléments "Clan" se prêtent bien à la réalisation de compositions qui répondent à une interprétation plus dynamique et informelle du séjour. Les assises monobloc sont caractérisées par des coutures qui dessinent des carreaux de style graphique et moderne.



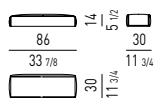
POUF
OTTOMAN



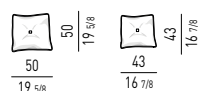
SCHIENALE AMOVIBILE
REMOVABLE BACKREST



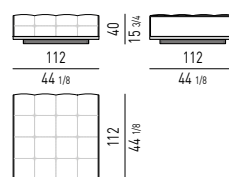
BRACCIOLO AMOVIBILE
REMOVABLE ARMREST



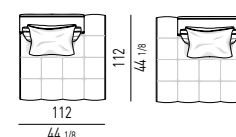
CUSCINO "DECOR" OPTIONAL
"DECOR" OPTIONAL CUSHION



POUF CM 112x112
OTTOMAN CM 112x112



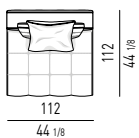
ELEMENTO CM 112x112 - SCHIENALE CM 84
ELEMENT CM 112x112 - BACKREST CM 84



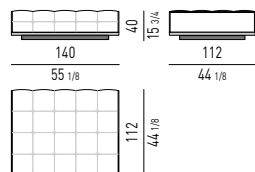
Schienale sinistro
Left backrest

Schienale destro
Right backrest

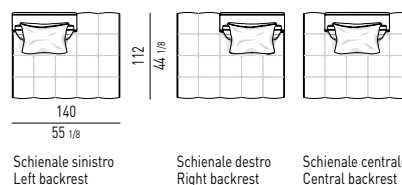
ELEMENTO CM 112x112 - SCHIENALE CM 112
ELEMENT CM 112x112 - BACKREST CM 112



POUF CM 140x112
OTTOMAN CM 140x112



ELEMENTO CM 140x112 - SCHIENALE CM 84
ELEMENT CM 140x112 - BACKREST CM 84

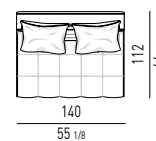


Schienale sinistro
Left backrest

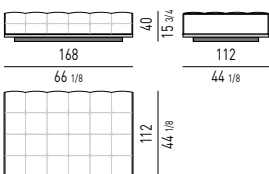
Schienale destro
Right backrest

Schienale centrale
Central backrest

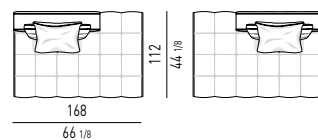
POUF CM 140x112 - SCHIENALE CM 140
OTTOMAN CM 140x112 - BACKREST CM 140



POUF CM 168x112
OTTOMAN CM 168x112



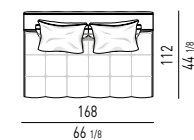
ELEMENTO CM 168x112 - SCHIENALE CM 112
ELEMENT CM 168x112 - BACKREST CM 112



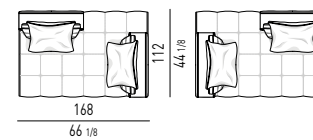
Schienale sinistro
Left backrest

Schienale destro
Right backrest

ELEMENTO CM 168x112 - SCHIENALE CM 168
ELEMENT CM 168x112 - BACKREST CM 168



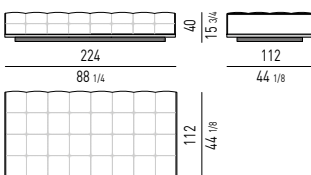
SOFÀ CM 168x112 - 2 SCHIENALE CM 84
SOFA CM 168x112 - 2 BACKREST CM 84



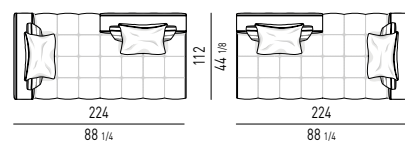
Elemento sinistro
Left element

Elemento destro
Right element

POUF CM 224x112
OTTOMAN CM 224x112



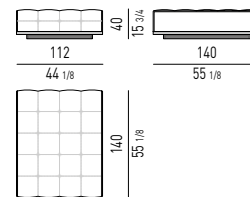
SOFÀ CM 224x112 - 2 SCHIENALI CM 112
SOFA CM 224x112 - 2 SCHIENALI CM 112



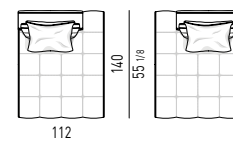
Elemento sinistro
Left element

Elemento destro
Right element

POUF CM 112x140
OTTOMAN CM 112x140



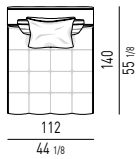
ELEMENTO CM 112x140 - SCHIENALE CM 84
ELEMENT CM 112x140 - BACKREST CM 84



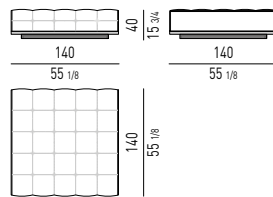
Schienale sinistro
Left backrest

Schienale destro
Right backrest

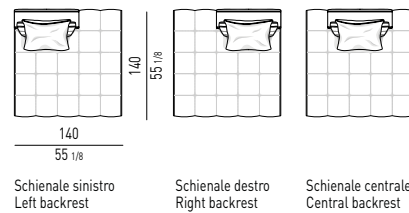
ELEMENTO CM 112x140 - SCHIENALE CM 112
ELEMENT CM 112x140 - BACKREST CM 112



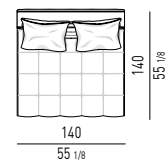
PANCA CM 140x140
BENCH CM 140x140



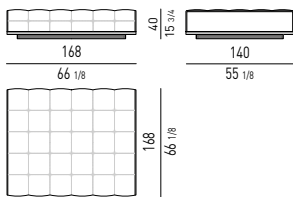
ELEMENTO CM 140x140 - SCHIENALE CM 84
ELEMENT CM 140x140 - BACKREST CM 84



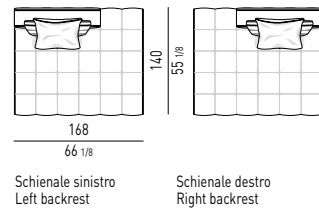
ELEMENTO CM 140x140 - SCHIENALE CM 140
ELEMENT CM 140x140 - BACKREST CM 140



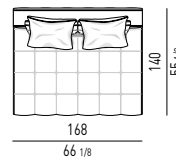
POUF CM 168x140
OTTOMAN CM 168x140



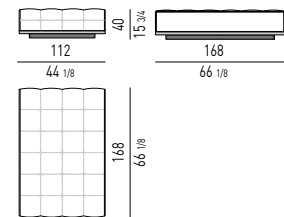
ELEMENTO CM 168x140 - SCHIENALE CM 112
ELEMENT CM 168x140 - BACKREST CM 112



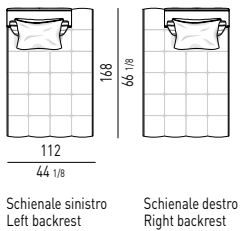
ELEMENTO CM 168x140 - SCHIENALE CM 168
ELEMENT CM 168x140 - BACKREST CM 1168



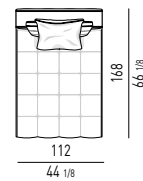
POUF CM 112x168
OTTOMAN CM 112x168



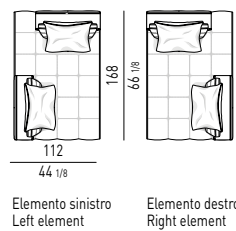
COUCH CM 112x168 - SCHIENALE CM 84
COUCH CM 112x168 - BACKREST CM 84



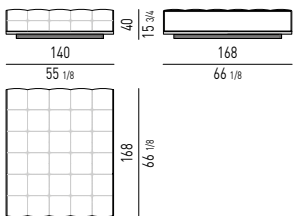
COUCH CM 112x168 - SCHIENALE CM 112
COUCH CM 112x168 - BACKREST CM 112



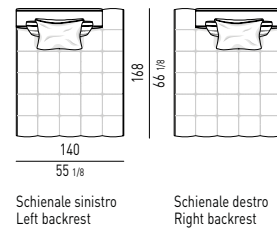
CHAISE-LONGUE CM 112x168 - 2 SCHIENALI CM 84
CHAISE-LONGUE CM 112x168 - 2 BACKRESTS CM 84



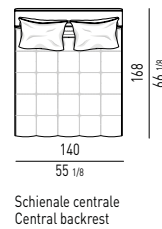
POUF CM 140x168
OTTOMAN CM 140x168



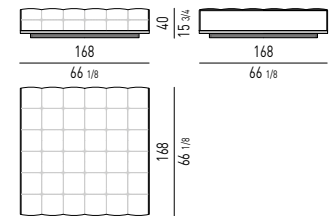
COUCH CM 140x168 - SCHIENALE CM 112
COUCH CM 140x168 - BACKREST CM 112



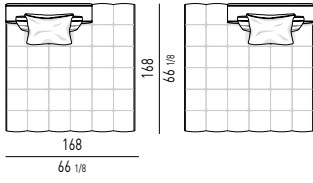
DOPPIO COUCH CM 140x168 - SCHIENALE CM 140
DOUBLE COUCH CM 140x168 - BACKREST CM 140



POUF CM 168x168
OTTOMAN CM 168x168



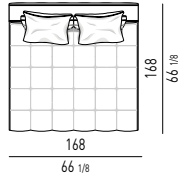
CHAISE-LONGUE CM 168x168 - SCHIENALE CM 112
CHAISE-LONGUE CM 168x168 - BACKREST CM 112



Schienale sinistro
Left backrest

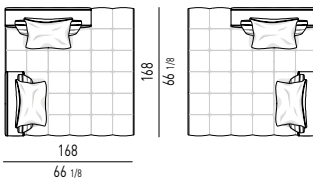
Schienale destro
Right backrest

DOPPIA CHAISE-LONGUE CM 168x168 - SCHIENALE CM 168
DOUBLE CHAISE-LONGUE CM 168x168 - BACKREST CM 168



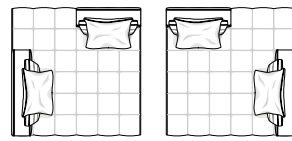
Schienale centrale
Central backrest

CHAISE-LONGUE CM 168x168 - 1 SCHIENALE CM 112 E 1 SCHIENALE CM 84
CHAISE-LONGUE CM 168x168 - 1 BACKREST CM 112 E 1 BACKREST CM 84



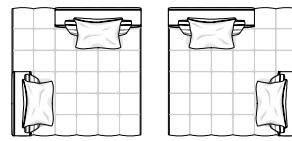
Elemento sinistro
Left element

Elemento destro
Right element



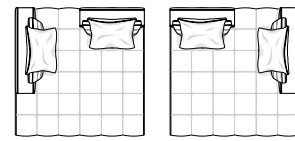
Elemento sinistro
Left element

Elemento destro
Right element



Elemento sinistro
Left element

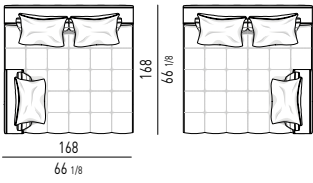
Elemento destro
Right element



Elemento sinistro
Left element

Elemento destro
Right element

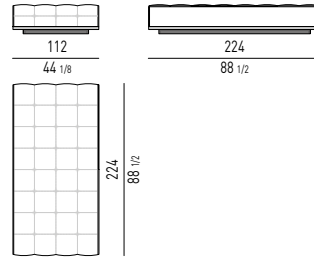
DOPPIA CHAISE-LONGUE CM 168x168 - 1 SCHIENALE CM 168 E 1 SCHIENALE CM 84
DOUBLE CHAISE-LONGUE CM 168x168 - 1 BACKREST CM 168 E 1 BACKREST CM 84



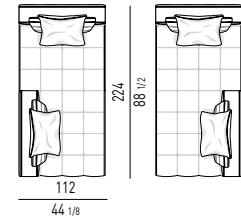
Schienale sinistro
Left backrest

Schienale destro
Right backrest

POUF CM 112x224
OTTOMAN CM 112x224



COUCH CM 112x224 - 2 SCHIENALE CM 112
COUCH CM 112x224 - 2 BACKRESTS CM 112



Elemento sinistro
Left element

Elemento destro
Right element