

JUNIPER®



THIN SYSTEM

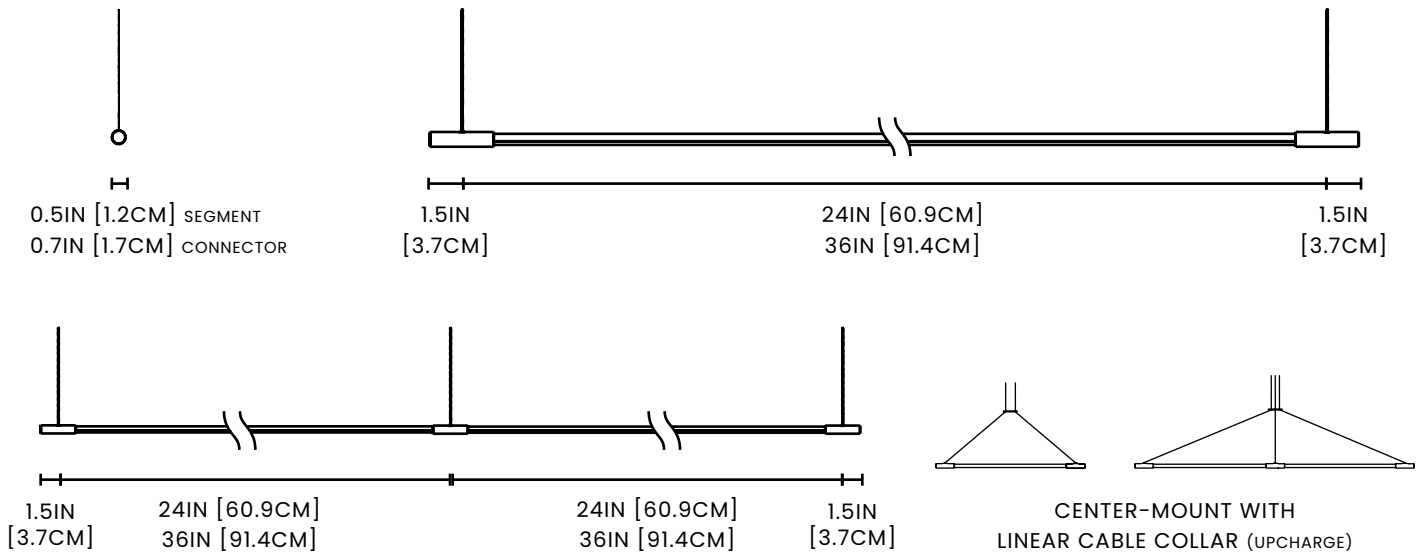
Modular & linear architectural lighting for residential and commercial environments.



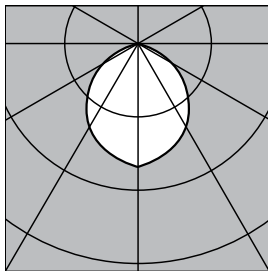
TABLE OF CONTENTS

4	THIN SUSPENSION
6	THIN VERTICAL SUSPENSION
8	THIN SURFACE MOUNT
12	THIN SINGLE FLOAT
14	THIN RETRO FLOAT
16	THIN PRIMARIES TRIANGLE SUSPENSION
18	THIN PRIMARIES SQUARE SUSPENSION
20	THIN PRIMARIES RECTANGLE SUSPENSION
22	THIN PRIMARIES RHOMBUS SUSPENSION
24	THIN PRIMARIES HEXAGON SUSPENSION
26	THIN PRIMARIES OCTAGON SUSPENSION
28	THIN PRIMARIES TRIANGLE SURFACE MOUNT
30	THIN PRIMARIES SQUARE SURFACE MOUNT
32	THIN PRIMARIES RECTANGLE SURFACE MOUNT
34	THIN PRIMARIES RHOMBUS SURFACE MOUNT
36	THIN PRIMARIES HEXAGON SURFACE MOUNT
38	THIN PRIMARIES OCTAGON SURFACE MOUNT
40	THIN SOLIDS TETRAHEDRON
42	THIN SOLIDS CUBE
44	THIN SOLIDS DIAMOND
46	THIN MULTIPLES DYAD VERTICAL
48	THIN MULTIPLES DYAD HORIZONTAL
50	THIN MULTIPLES TRIAD
52	THIN MULTIPLES VERTICAL SUSPENSION TRIAD
54	THIN MULTIPLES TETRAD
56	THIN MULTIPLES VERTICAL SUSPENSION TETRAD
58	THIN SHARED TASK LAMP
60	FAQ & CARE INSTRUCTIONS
61	CONTACT

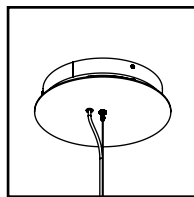
TECHNICAL | THIN Suspension



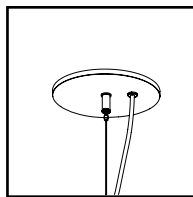
24IN AND 36IN LIGHT SEGMENTS MAY BE COMBINED IN THE SAME FIXTURE
 STANDARD MAX LENGTH PER FIXTURE IS (3) 36" LIGHT SEGMENTS 110.8IN [281.5CM]
 FOR LONGER RUNS, PLEASE CONTACT JUNIPER



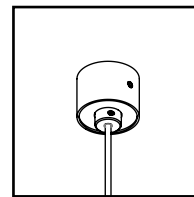
FROSTED LENS
 90° BEAM ANGLE



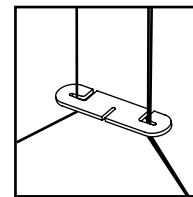
LOCAL CANOPY
 7IN DIA X 2IN OR
 12.5IN DIA X 2IN
 (FOR 54W+)



JUNCTION BOX
 COVER PLATE
 5IN DIA X 0.5IN



MINI CANOPY
 (OPTIONAL)
 1.25IN DIA X
 1.125IN



CABLE COLLAR
 (OPTIONAL)
 3.25IN X 0.75IN

ILLUMINATION

CRI 95+, R9 90+ standard
 2700K, 3000K, 3500K, 4000K options
24" segment 600LM delivered
 6.8W/segment
36" segment 920LM delivered
 9.6W/segment
 90LM/W
 50,000 hrs LED life L80

POWER

24VDC output Class 2 constant
 voltage power supply
 120VAC or 220V input voltage for local
 power supplies
 Universal 120VAC-277VAC for remote
 power supply

FINISHES

Satin Brass, Black Oxide, Satin Nickel

MATERIALS

Solid brass, PMMA

DIMMING

2-Wire/TRIAC/Forward Phase
 0-10V
 3-Wire
 See Power Supply section for details
 Contact Juniper for alternate
 requirements

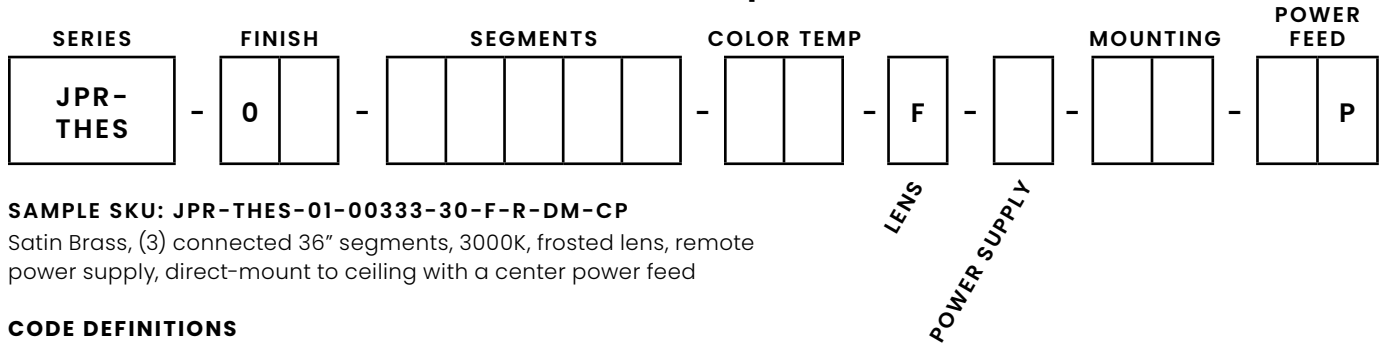
MOUNTING

10ft 1/16" aircraft cable, field
 adjustable
 16ft Clear-jacketed 22AWG co-axial
 silver cord, field adjustable
 Direct-mounting and center-
 mounting with Linear Cable Collar
 options available (for up to 2
 connected segments)

SYSTEM RUN

Limited by power supply wattage only

BUILD A SPECIFICATION | THIN Suspension



SAMPLE SKU: JPR-THES-01-00333-30-F-R-DM-CP
 Satin Brass, (3) connected 36" segments, 3000K, frosted lens, remote power supply, direct-mount to ceiling with a center power feed

CODE DEFINITIONS

FINISHES



01 Satin Brass **02** Black Oxide **03** Satin Nickel **40** Bronze

SEGMENTS

- 0** No Segment
 - 2** 24 inch segment - 600LM delivered / 6.8W
 - 3** 36 inch segment - 920LM delivered / 9.6W
- Each digit represents a single segment, e.g. 00002 is (1) 24" segment. Contact Juniper for custom segment lengths.

COLOR TEMPERATURE

- 27** 2700K
- 30** 3000K
- 35** 3500K
- 40** 4000K

LENS

- F** Frosted - 90° beam angle

MOUNTING

- CX** Center-Mount to Canopy without Cable Collar
Includes corresponding canopy
- CC** Center-Mount to Canopy with Cable Collar (upcharge)
Includes corresponding canopy
- DM** Direct-Mount to Junction Box (Local or Remote)
Includes corresponding canopy for a single power cord with ceiling grippers for other mounting points
- MM** 2" Mini Mount | Direct-Mount to Ceiling (Remote Only)
Includes corresponding canopy for a single power cord with ceiling grippers for other mounting points

POWER SUPPLY OPTIONS

R. REMOTE

- STANDARD 120-277V INPUT - 2-WIRE/TRIAC/FORWARD PHASE/ELV
- STANDARD 120-277V INPUT - 0-10V
- LUTRON 120V INPUT - TRIAC DIMMING (40W) (UPCHARGE)
- LUTRON 120-277V INPUT - 3-WIRE (UPCHARGE)

L. LOCAL

- STANDARD 120-277V INPUT - TRIAC/0-10V/ELV DIMMING

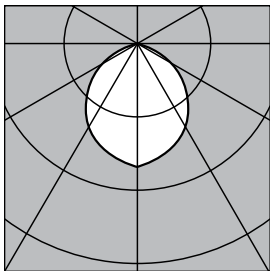
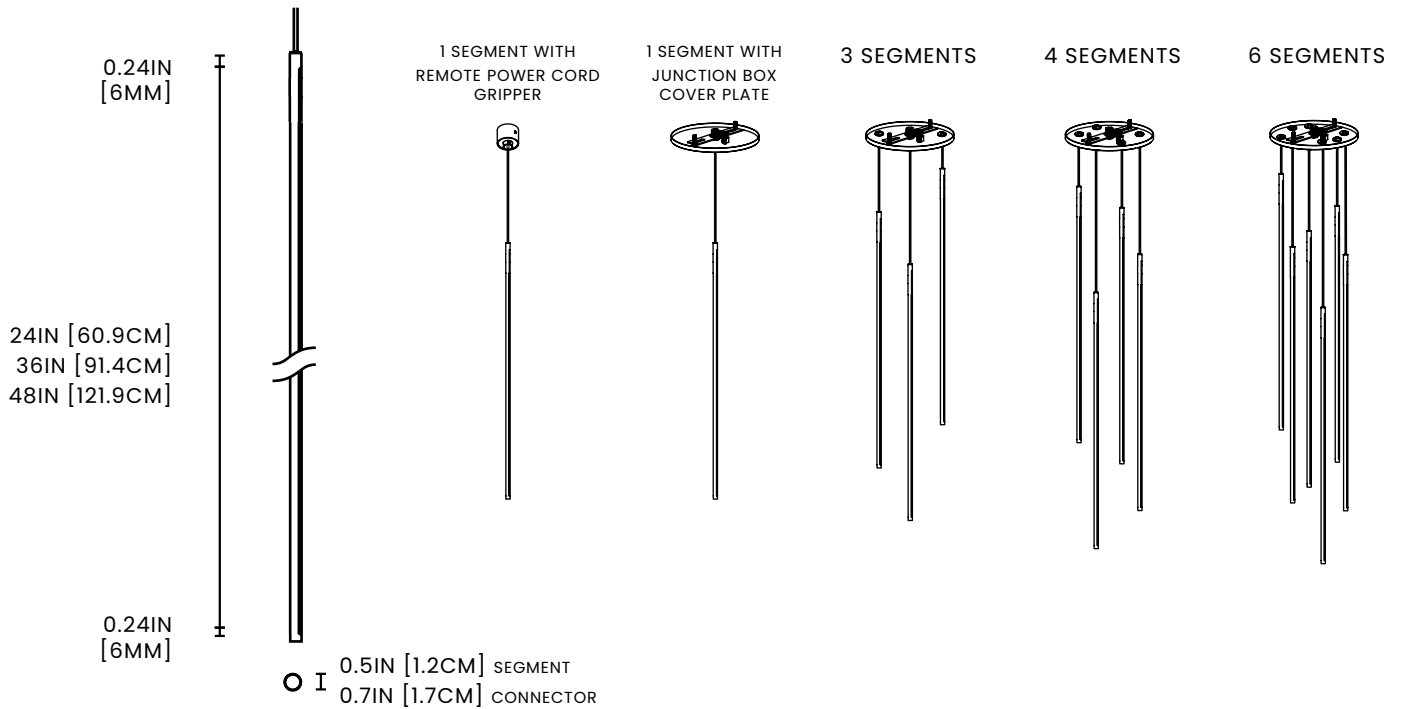
Our team will determine correct wattages for power supplies based on chosen configuration. Contact Juniper for custom requirements or further power supply specifications.

POWER FEED

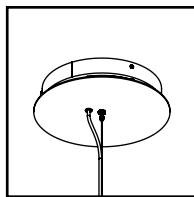
- EP** End Power Feed
Located at the end of the fixture
- CP** Center Power Feed
Optional for 2+ Connected Segments

Project	Type
Notes	

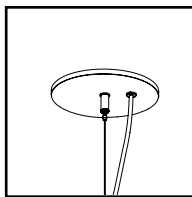
TECHNICAL | THIN Vertical Suspension



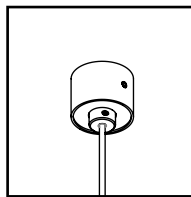
FROSTED LENS
90° BEAM ANGLE



LOCAL CANOPY
7IN DIA X 2IN OR
12.5IN DIA X 2IN
(FOR >54W)



JUNCTION BOX COVER PLATE
5IN DIA X 0.5IN



MINI CANOPY (OPTIONAL)
1.25IN DIA X
1.125IN

ILLUMINATION

CRI 95+, R9 90+ standard
2700K, 3000K, 3500K, 4000K options
24" segment 600LM delivered
6.8W/segment
36" segment 920LM delivered
9.6W/segment
48" segment 1227LM delivered
13.6W/segment
90LM/W
50,000 hrs LED life L80

POWER

24VDC output Class 2 constant voltage power supply
120VAC input voltage
Contact Juniper for alternate inputs

FINISHES

Satin Brass, Black Oxide, Satin Nickel

MATERIALS

Solid brass, PMMA

DIMMING

2-Wire/TRIAC/Forward Phase
0-10V
3-Wire
See Power Supply section for details
Contact Juniper for alternate requirements

MOUNTING

10ft 1/16" aircraft cable, field adjustable
16ft Clear-jacketed 22AWG co-axial silver cord, field adjustable
All segments installed together on a single canopy
For individual canopies, SKU a single segment and order in duplicates

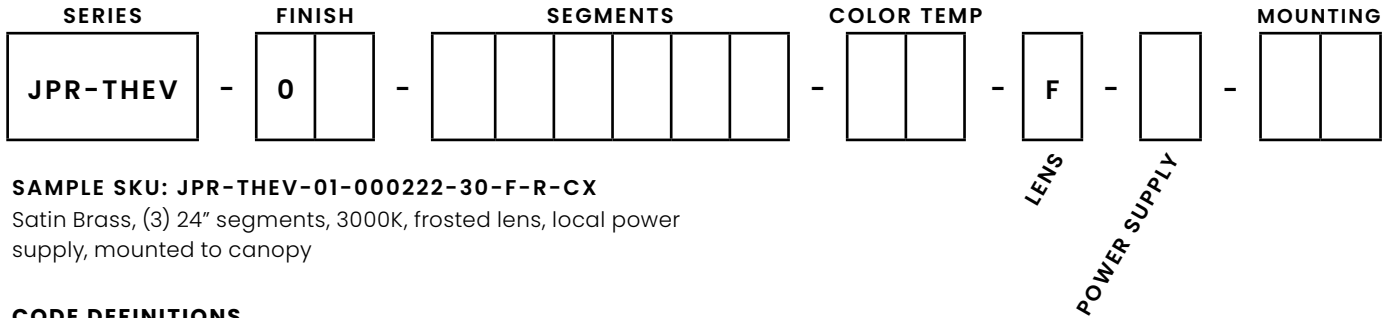
SYSTEM RUN

Limited to one aircraft cable per segment
Contact us for custom configurations

UL, CE, FC, DAMP RATED, ADA COMPLIANT

Designed by Peter Bristol & Juniper

BUILD A SPECIFICATION | THIN Vertical Suspension



SAMPLE SKU: JPR-THEV-01-000222-30-F-R-CX
 Satin Brass, (3) 24" segments, 3000K, frosted lens, local power supply, mounted to canopy

CODE DEFINITIONS

FINISHES



01 Satin Brass **02** Black Oxide **03** Satin Nickel **40** Bronze

SEGMENTS

- 0** No Segment
- 2** 24 inch segment - 600LM delivered / 6.8W
- 3** 36 inch segment - 920LM delivered / 9.6W
- 4** 48 inch segment - 1227LM delivered / 13.6W

Each digit represents a single segment, e.g. 000023 is (1) 24" segment and (1) 36" segment. Contact Juniper for custom segment lengths.

COLOR TEMPERATURE

- 27** 2700K
- 30** 3000K
- 35** 3500K
- 40** 4000K

LENS

F Frosted - 90° beam angle

MOUNTING

- CX** Mounted to Canopy
Includes one corresponding canopy for all segments
- MM** 2" Mini Mount | Direct-Mount to Ceiling (Remote Only)
Includes corresponding canopy for a single power cord with ceiling grippers for other mounting points

POWER SUPPLY OPTIONS

R. REMOTE

STANDARD 120-277V INPUT - 2-WIRE/TRIAC/FORWARD PHASE/ELV

STANDARD 120-277V INPUT - 0-10V

LUTRON 120V INPUT - TRIAC DIMMING (40W) (UPCHARGE)

LUTRON 120-277V INPUT - 3-WIRE (UPCHARGE)

L. LOCAL

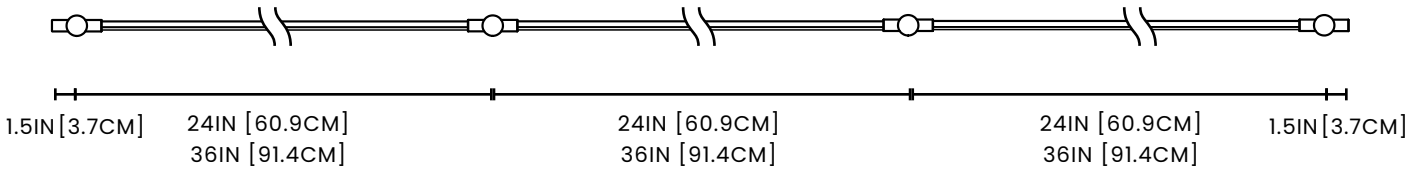
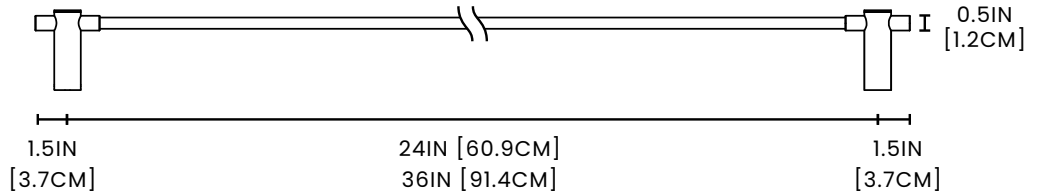
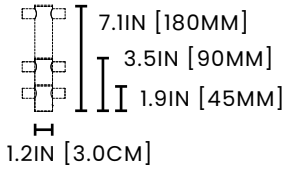
STANDARD 120-277V INPUT - TRIAC/0-10V/ELV DIMMING

Our team will determine correct wattages for power supplies based on chosen configuration. Contact Juniper for custom requirements or further power supply specifications.

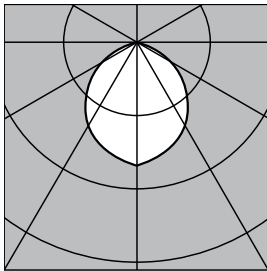
Project	Type
Notes	

TECHNICAL | THIN Surface Mount

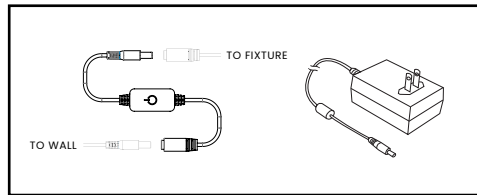
STANDOFF OPTIONS



24IN AND 36IN LIGHT SEGMENTS MAY BE COMBINED IN THE SAME FIXTURE
 STANDARD MAX LENGTH PER FIXTURE IS (3) 36" LIGHT SEGMENTS 110.8IN [281.5CM]
FOR LONGER RUNS, PLEASE CONTACT US



FROSTED LENS
 90° BEAM ANGLE



OPTIONAL PLUG-IN POWER SUPPLY WITH IN-LINE TOUCH DIMMER & 3-METER CORD

ILLUMINATION

CRI 95+, R9 90+ standard
 2700K, 3000K, 3500K, 4000K options

24" segment 600LM delivered / 6.8W
36" segment 920LM delivered / 9.6W
 90LM/W
 50,000 hrs LED life L80

POWER

120VAC Input Voltage
 24VDC Class 2 Constant Voltage
 Contact Juniper for alternate inputs

FINISHES

Satin Brass, Black Oxide, Satin Nickel

MATERIALS

Solid brass, PMMA

DIMMING

2-Wire/TRIAC/Forward Phase
 0-10V
 3-Wire
 See Power Supply section for details
 Contact Juniper for alternate requirements

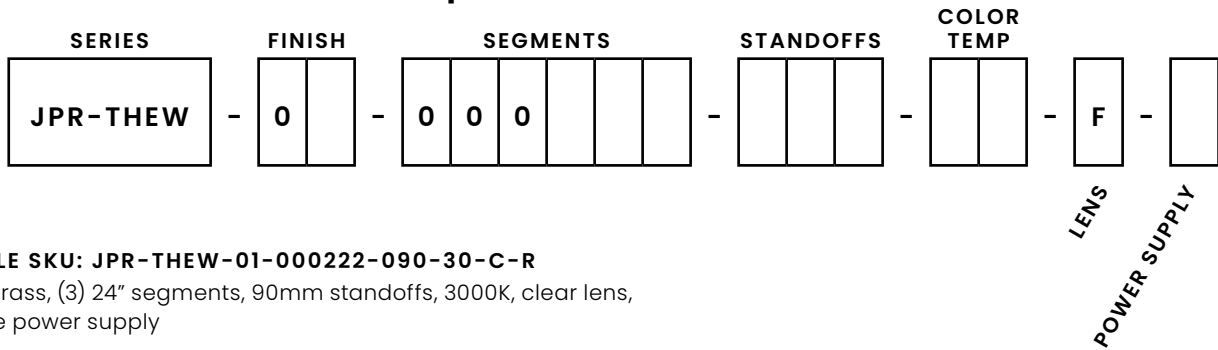
MOUNTING

Wall brackets mount directly to surface

SYSTEM RUN

Limited by power supply wattage only
 2 X 18AWG in-wall rated cable recommended for remote power supply installation (provided by electrician)

BUILD A SPECIFICATION | THIN Surface Mount



SAMPLE SKU: JPR-THEW-01-000222-090-30-C-R
 Satin Brass, (3) 24" segments, 90mm standoffs, 3000K, clear lens, remote power supply

CODE DEFINITIONS

FINISHES



01 Satin Brass **02** Black Oxide **03** Satin Nickel **40** Bronze

SEGMENTS

- 0** no segment
 - 2** 24 inch segment - 600LM delivered / 6.8W
 - 3** 36 inch segment - 920LM delivered / 9.6W
- Note: each digit represents a single segment, e.g. 000023 is (1) 24" segment and (1) 36" segment, 0000333 is (3) 36" segments
- Contact Juniper for custom segment lengths

STANDOFF LENGTH

- 045** 45mm Standoffs - for undercabinet
- 090** 90mm Standoffs - for vanity and display lighting
- 180** 180mm Standoffs - for picture lighting

COLOR TEMPERATURE

- 27** 2700K
- 30** 3000K
- 35** 3500K
- 40** 4000K

LENS

- F** Frosted - 90° beam angle

POWER SUPPLY OPTIONS

R. REMOTE

STANDARD 120-277V INPUT - 2-WIRE/TRIAC/FORWARD PHASE/ELV

STANDARD 120-277V INPUT - 0-10V

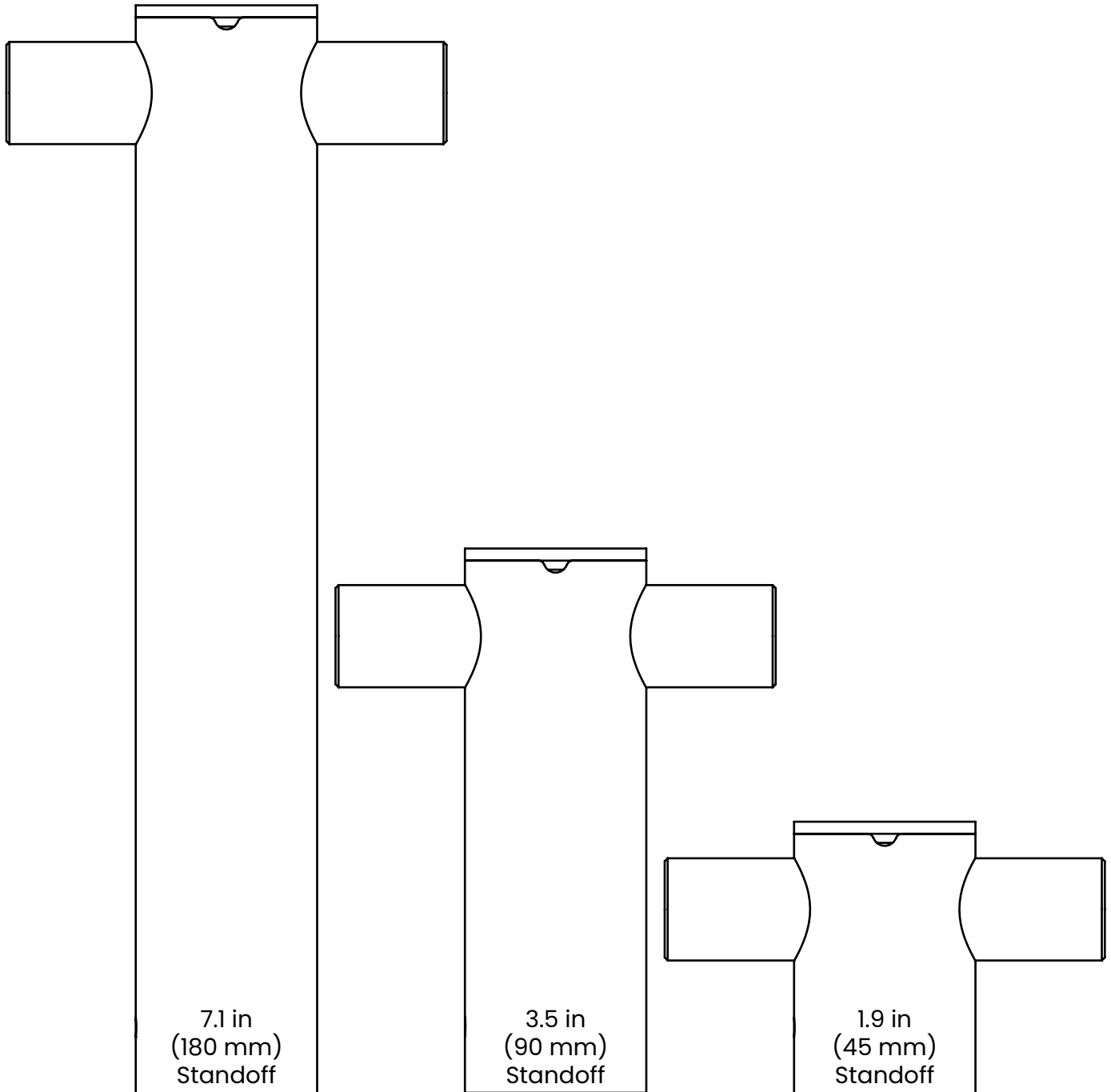
LUTRON 120V INPUT - TRIAC DIMMING (40W) (UPCHARGE)

LUTRON 120-277V INPUT - 3-WIRE (UPCHARGE)

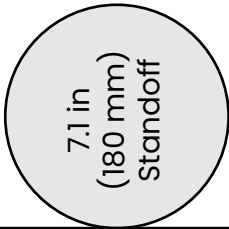
P. PLUG-IN

24VDC, 1.67A POWER SUPPLY

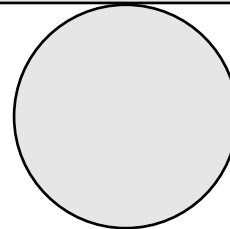
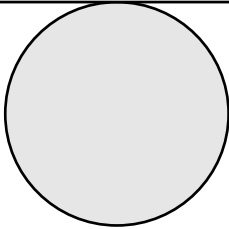
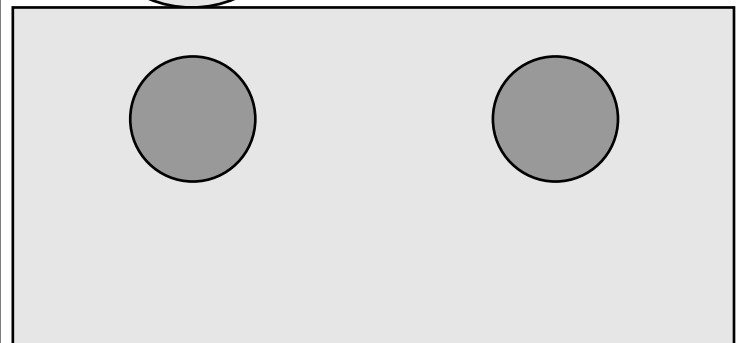

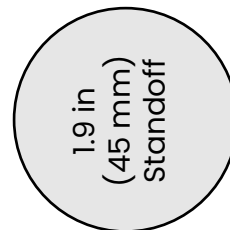


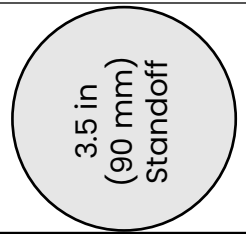
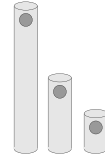
Project	Type
Notes	



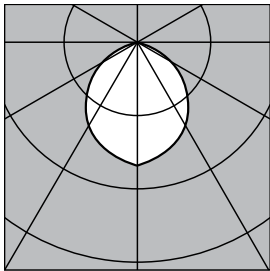
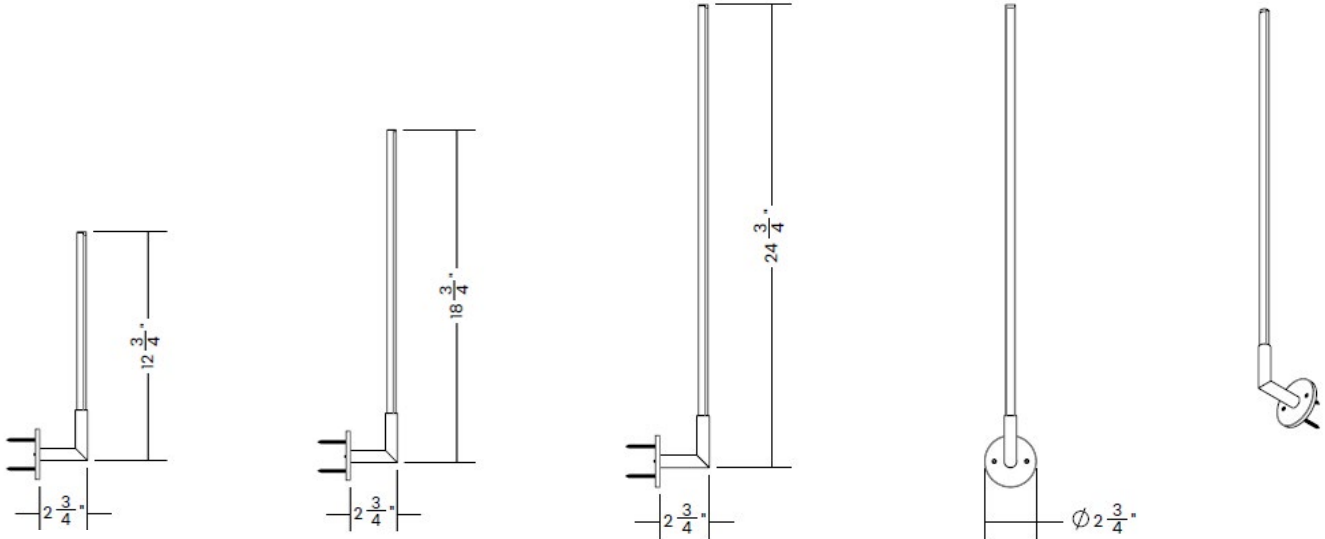
Use the following two pages to visualize your desired standoff height. Our drawings are to-scale and easily printable to help envision our three standoff heights. While this page shows a simple 2D to-scale drawing, you can get creative and assemble 3D models from the template shown on the next page.



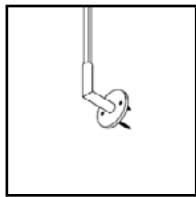
For 3D models, print out this page, cut along seams, fold into place, and hold together with tape. We recommend keeping top and bottom circles connected to cylinder walls for easier assembly. Dark circles mark where light segments connect to the standoffs.



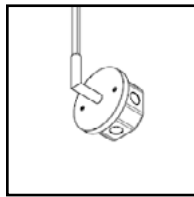
TECHNICAL | THIN Single Float



FROSTED LENS
90° BEAM ANGLE



REMOTE PLATE
2.75IN DIA X .25IN



JUNCTION BOX
COVER PLATE
4.75IN DIA X 0.5IN

ILLUMINATION

CRI 95+, R9 90+ standard
2700K, 3000K, 3500K, 4000K options

12" segment 300LM delivered / 3.4W
18" segment 450LM delivered / 5.1W
24" segment 600LM delivered / 6.8W
90LM/W
50,000 hrs LED life L80

POWER

120VAC Input Voltage
24VDC Class 2 Constant Voltage
Contact Juniper for alternate inputs

FINISHES

Satin Brass, Black Oxide, Satin Nickel

MATERIALS

Solid brass, PMMA

DIMMING

2-Wire/TRIAC/Forward Phase/ELV
0-10V
3-Wire
See Power Supply section for details
Contact Juniper for alternate requirements

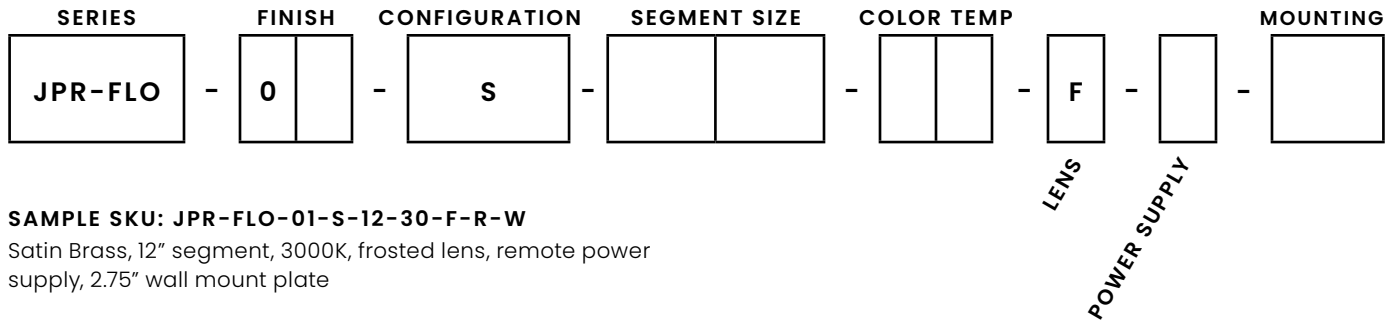
MOUNTING

Wall brackets mount directly to surface

SYSTEM RUN

Limited by power supply wattage only
2 X 18AWG in-wall rated cable
recommended for remote power
supply installation (provided by
electrician)

BUILD A SPECIFICATION | THIN Single Float



SAMPLE SKU: JPR-FLO-01-S-12-30-F-R-W
 Satin Brass, 12" segment, 3000K, frosted lens, remote power supply, 2.75" wall mount plate

CODE DEFINITIONS

FINISHES



01 Satin Brass **02** Black Oxide **03** Satin Nickel **40** Bronze

SEGMENTS

- 12** 12 inch segment - 300LM delivered / 3.4W
- 18** 18 inch segment - 450LM delivered / 5.1W
- 24** 24 inch segment - 600LM delivered / 6.8W

MOUNTING

- J** 4.75" Junction box cover plate
- W** 2.75" Remote plate

COLOR TEMPERATURE

- 27** 2700K
- 30** 3000K
- 35** 3500K
- 40** 4000K

LENS

- F** Frosted - 90° beam angle

POWER SUPPLY OPTIONS

R. REMOTE

STANDARD 120-277V INPUT - 2-WIRE/TRIAC/FORWARD PHASE/ELV

STANDARD 120-277V INPUT - 0-10V

LUTRON 120V INPUT - TRIAC DIMMING (40W) (UPCHARGE)

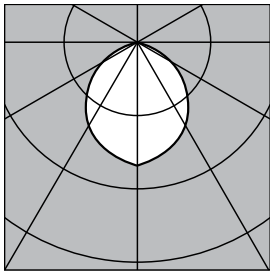
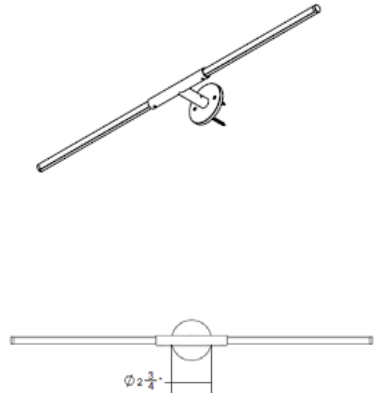
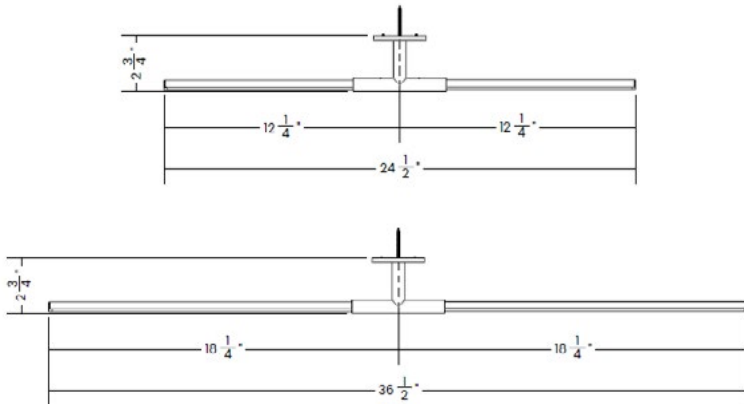
LUTRON 120-277V INPUT - 3-WIRE (UPCHARGE)

L. LOCAL

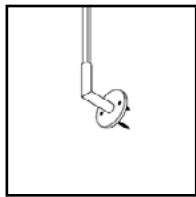
STANDARD 120-277V INPUT - TRIAC/0-10V/ELV DIMMING

Project	Type
Notes	

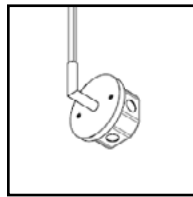
TECHNICAL | THIN Retro Float



FROSTED LENS
90° BEAM ANGLE



REMOTE PLATE
2.75IN DIA X .25IN



JUNCTION BOX
COVER PLATE
4.75IN DIA X 0.5IN

ILLUMINATION

CRI 95+, R9 90+ standard
2700K, 3000K, 3500K, 4000K options

2x12" segment 600LM delivered / 6.8W
2x18" segment 900LM delivered / 10.2W
90LM/W
50,000 hrs LED life L80

POWER

120VAC Input Voltage
24VDC Class 2 Constant Voltage
Contact Juniper for alternate inputs

FINISHES

Satin Brass, Black Oxide, Satin Nickel

MATERIALS

Solid brass, PMMA

DIMMING

2-Wire/TRIAC/Forward Phase/ELV
0-10V
3-Wire
See Power Supply section for details
Contact Juniper for alternate requirements

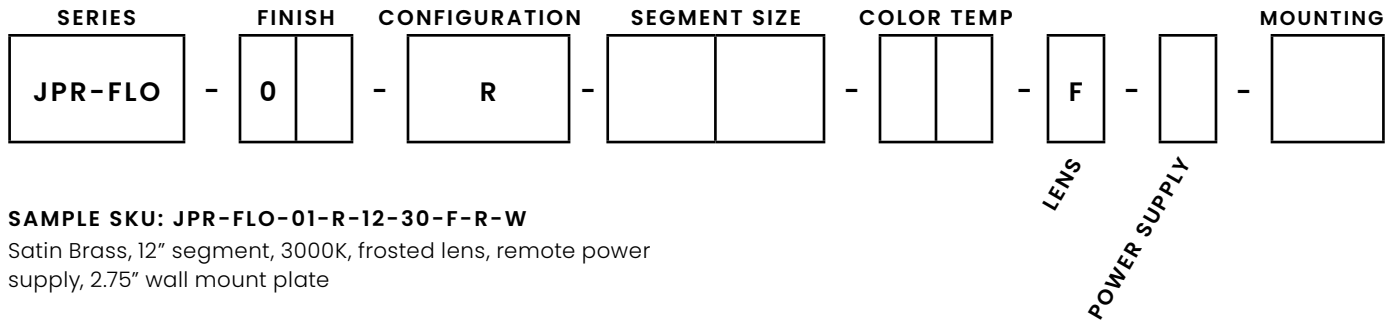
MOUNTING

Wall brackets mount directly to surface

SYSTEM RUN

Limited by power supply wattage only
2 X 18AWG in-wall rated cable recommended for remote power supply installation (provided by electrician)

BUILD A SPECIFICATION | THIN Retro Float



SAMPLE SKU: JPR-FLO-01-R-12-30-F-R-W
 Satin Brass, 12" segment, 3000K, frosted lens, remote power supply, 2.75" wall mount plate

CODE DEFINITIONS

FINISHES



01 Satin Brass **02** Black Oxide **03** Satin Nickel **40** Bronze

SEGMENTS

- 12** 12 inch segment - 300LM delivered / 3.4W
- 18** 18 inch segment - 450LM delivered / 5.1W
- 24** 24 inch segment - 600LM delivered / 6.8W

MOUNTING

- J** 4.75" Junction box cover plate
- W** 2.75" Remote plate

COLOR TEMPERATURE

- 27** 2700K
- 30** 3000K
- 35** 3500K
- 40** 4000K

LENS

- F** Frosted - 90° beam angle

POWER SUPPLY OPTIONS

R. REMOTE

STANDARD 120-277V INPUT - 2-WIRE/TRIAC/FORWARD PHASE/ELV

STANDARD 120-277V INPUT - 0-10V

LUTRON 120V INPUT - TRIAC DIMMING (40W) (UPCHARGE)

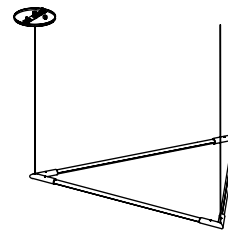
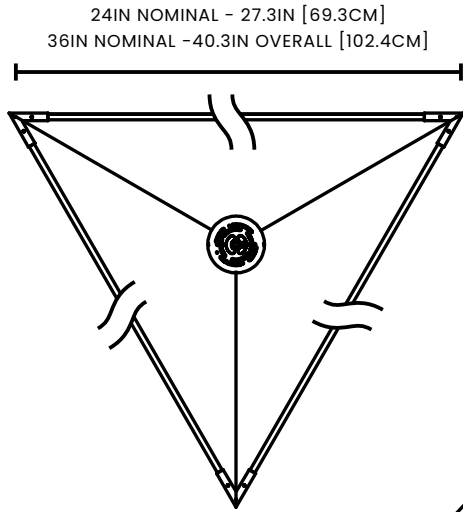
LUTRON 120-277V INPUT - 3-WIRE (UPCHARGE)

L. LOCAL

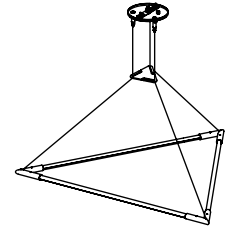
STANDARD 120-277V INPUT - TRIAC/0-10V/ELV DIMMING

Project	Type
Notes	

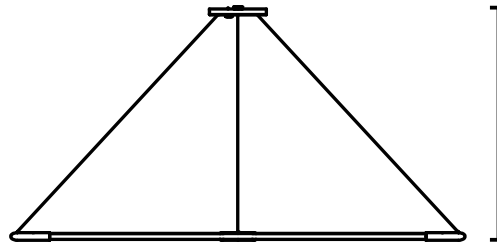
TECHNICAL | THIN Primaries Triangle Suspension



DIRECT-MOUNT TO CEILING

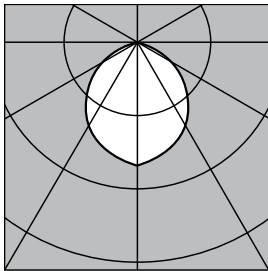


CENTER-MOUNT WITH CABLE COLLAR (UPCHARGE)

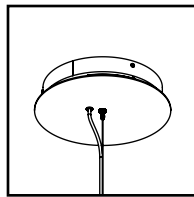


CENTER-MOUNT WITHOUT CABLE COLLAR

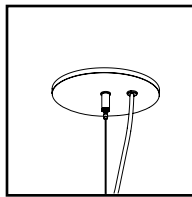
24IN SEGMENTS - MAX. 116IN [292.1CM]
36IN SEGMENTS - MAX. 115IN [294.6CM]



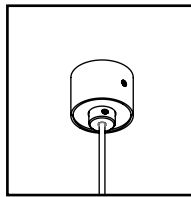
FROSTED LENS
90° BEAM ANGLE



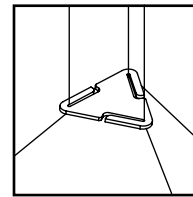
LOCAL CANOPY
7IN DIA X 2IN



JUNCTION BOX COVER PLATE
5IN DIA X 0.5IN



MINI CANOPY (OPTIONAL)
1.25IN DIA X 1.125IN



CABLE COLLAR FOR CENTER-MOUNTING (OPTIONAL)

ILLUMINATION

CRI 95+, R9 90+ standard
2700K, 3000K, 3500K, 4000K options

24" segment 1800LM delivered / 20.4W

36" segment 2760LM delivered / 28.8W
90LM/W
50,000 hrs LED life L80

POWER

FINISHES

Satin Brass, Black Oxide, Satin Nickel

MATERIALS

Solid brass, PMMA

DIMMING

2-Wire/TRIAC/Forward Phase
0-10V

3-Wire

See Power Supply section for details
Contact Juniper for alternate requirements

MOUNTING

(x3) 1/16" aircraft cables, field adjustable

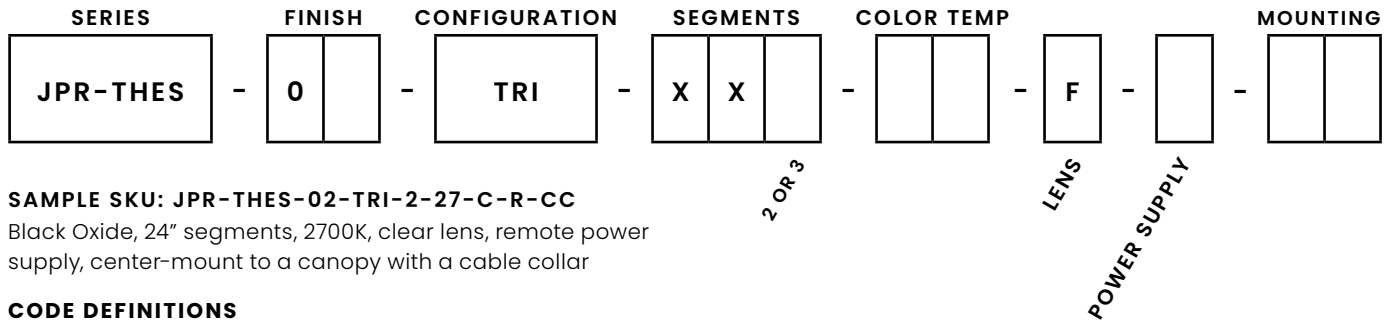
16ft Clear-jacketed 22AWG co-axial silver cord, field adjustable

Direct-mounting and center-mounting options available
Cable Collar in matching finish optional for center mounting

SYSTEM RUN

Limited by power supply wattage only

BUILD A SPECIFICATION | THIN Primaries Triangle Suspension



SAMPLE SKU: JPR-THES-02-TRI-2-27-C-R-CC
 Black Oxide, 24" segments, 2700K, clear lens, remote power supply, center-mount to a canopy with a cable collar

CODE DEFINITIONS

FINISHES



01 Satin Brass **02** Black Oxide **03** Satin Nickel **40** Bronze

SEGMENTS

- 2** 24 inch - 1800LM delivered / 20.4W
- 3** 36 inch - 2760LM delivered / 28.8W

Contact Juniper for custom segment lengths

COLOR TEMPERATURE

- 27** 2700K
- 30** 3000K
- 35** 3500K
- 40** 4000K

LENS

F Frosted - 90° beam angle

MOUNTING

- CX** Center-Mount to Canopy without Cable Collar
Includes corresponding canopy
- CC** Center-Mount to Canopy with Cable Collar (upcharge)
Includes corresponding canopy
- DM** Direct-Mount to Junction Box (Local or Remote)
Includes corresponding canopy for a single power cord with ceiling grippers for other mounting points
- MM** 2" Mini Mount | Direct-Mount to Ceiling (Remote Only)
Includes corresponding canopy for a single power cord with ceiling grippers for other mounting points

POWER SUPPLY OPTIONS

R. REMOTE

STANDARD 120-277V INPUT - 2-WIRE/TRIAC/FORWARD PHASE/ELV

STANDARD 120-277V INPUT - 0-10V

LUTRON 120V INPUT - TRIAC DIMMING (40W) (UPCHARGE)

LUTRON 120-277V INPUT - 3-WIRE (UPCHARGE)

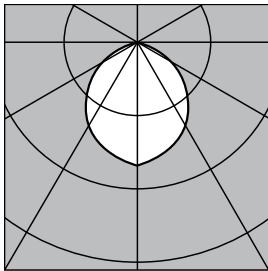
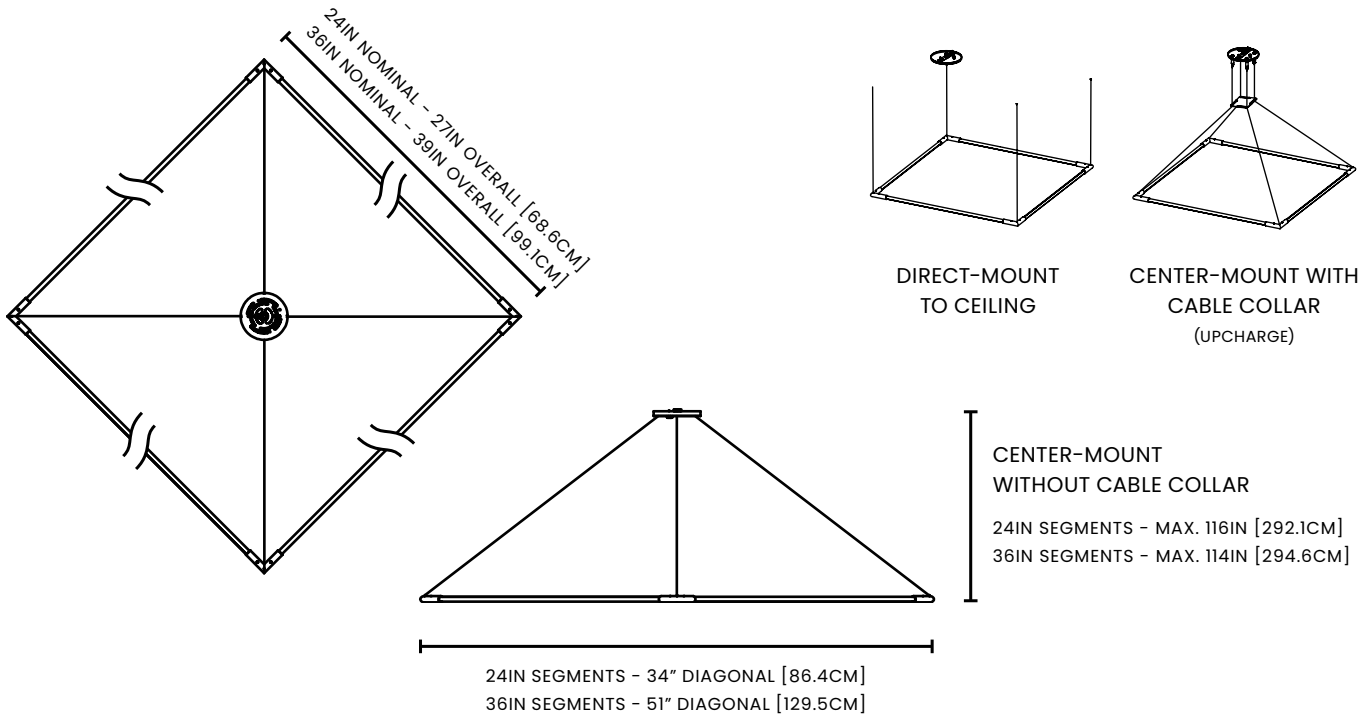
L. LOCAL

STANDARD 120-277V INPUT - TRIAC/0-10V/ELV DIMMING

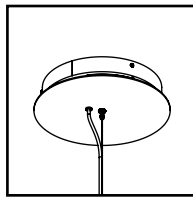
Our team will determine correct wattages for power supplies based on chosen configuration. Contact Juniper for custom requirements or further power supply specifications.

Project	Type
Notes	

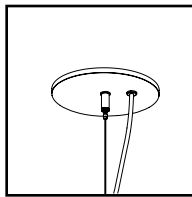
TECHNICAL | THIN Primaries Square Suspension



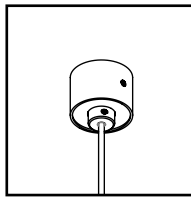
FROSTED LENS
90° BEAM ANGLE



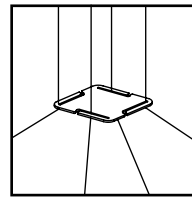
LOCAL CANOPY
7IN DIA X 2IN



JUNCTION BOX
COVER PLATE
5IN DIA X 0.5IN



MINI CANOPY
(OPTIONAL)
1.25IN DIA X
1.125IN



CABLE COLLAR
(OPTIONAL)
3IN X 3IN

ILLUMINATION

CRI 95+, R9 90+ standard
2700K, 3000K, 3500K, 4000K options

24" segment 2400LM / 27.2W
36" segment 3680LM / 38.4W
90LM/W
50,000 hrs LED life L80

POWER

24VDC output Class 2 constant
voltage power supply
120VAC input voltage
Contact Juniper for alternate inputs

FINISHES

Satin Brass, Black Oxide, Satin Nickel

MATERIALS

Solid brass, PMMA

DIMMING

2-Wire/TRIAC/Forward Phase
0-10V
3-Wire
See Power Supply section for details
Contact Juniper for alternate
requirements

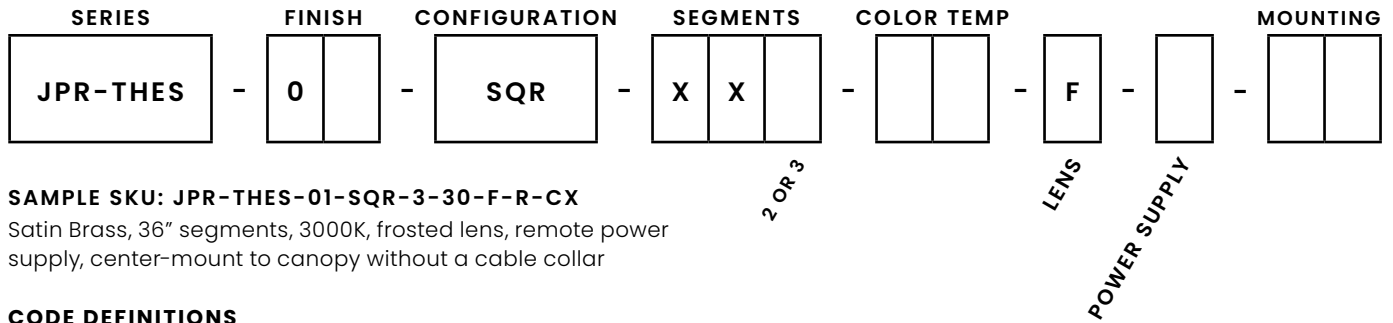
MOUNTING

(x4) 1/16" aircraft cables, field
adjustable
16ft Clear-jacketed 22AWG co-axial
silver cord, field adjustable
Direct-mounting and center-
mounting options available
Cable Collar in matching finish
optional for center mounting

SYSTEM RUN

Limited by power supply wattage only

BUILD A SPECIFICATION | THIN Primaries Square Suspension



SAMPLE SKU: JPR-THES-01-SQR-3-30-F-R-CX
 Satin Brass, 36" segments, 3000K, frosted lens, remote power supply, center-mount to canopy without a cable collar

CODE DEFINITIONS

FINISHES



01 Satin Brass **02** Black Oxide **03** Satin Nickel **40** Bronze

SEGMENTS

- 2** 24 inch - 2400LM delivered / 27.2W
- 3** 36 inch - 3680LM delivered / 38.4W

Contact Juniper for custom segment lengths

COLOR TEMPERATURE

- 27** 2700K
- 30** 3000K
- 35** 3500K
- 40** 4000K

LENS

F Frosted - 90° beam angle

MOUNTING

- CX** Center-Mount to Canopy without Cable Collar
Includes corresponding canopy
- CC** Center-Mount to Canopy with Cable Collar (upcharge)
Includes corresponding canopy
- DM** Direct-Mount to Junction Box (Local or Remote)
Includes corresponding canopy for a single power cord with ceiling grippers for other mounting points
- MM** 2" Mini Mount | Direct-Mount to Ceiling (Remote Only)
Includes corresponding canopy for a single power cord with ceiling grippers for other mounting points

POWER SUPPLY OPTIONS

R. REMOTE

STANDARD 120-277V INPUT - 2-WIRE/TRIAC/FORWARD PHASE/ELV

STANDARD 120-277V INPUT - 0-10V

LUTRON 120V INPUT - TRIAC DIMMING (40W) (UPCHARGE)

LUTRON 120-277V INPUT - 3-WIRE (UPCHARGE)

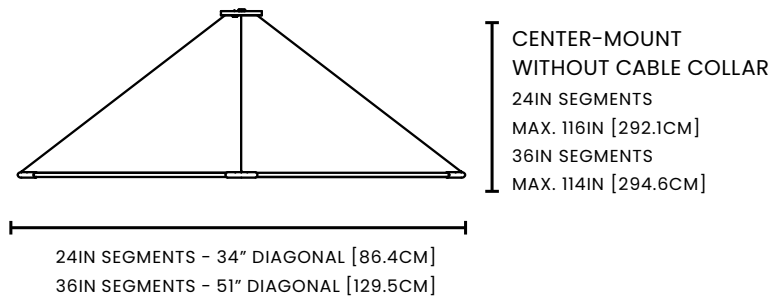
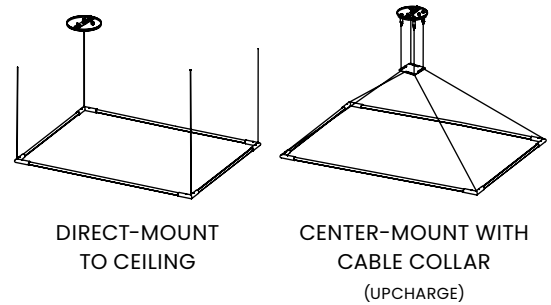
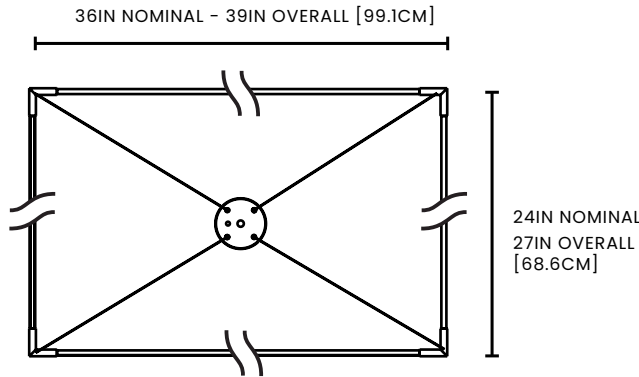
L. LOCAL

STANDARD 120-277V INPUT - TRIAC/0-10V/ELV DIMMING

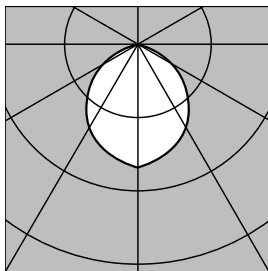
Our team will determine correct wattages for power supplies based on chosen configuration. Contact Juniper for custom requirements or further power supply specifications.

Project	Type
Notes	

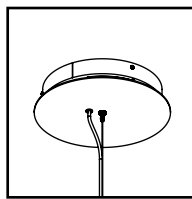
TECHNICAL | THIN Primaries Rectangle Suspension



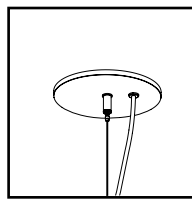
24IN AND 36IN LIGHT SEGMENTS MAY BE COMBINED IN THE SAME FIXTURE AND INTERCONNECTED FOR LONGER LENGTHS.



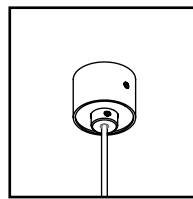
FROSTED LENS
90° BEAM ANGLE



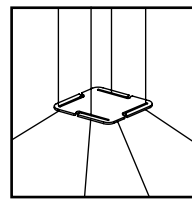
LOCAL CANOPY
7IN DIA X 2IN OR
12.5IN DIA X 2IN
(FOR >54W)



JUNCTION BOX
COVER PLATE
5IN DIA X 0.5IN



MINI CANOPY
(OPTIONAL)
1.25IN DIA X
1.125IN



CABLE COLLAR
(OPTIONAL)
3IN X 3IN

ILLUMINATION

CRI 95+, R9 90+ standard
2700K, 3000K, 3500K, 4000K options

24" segment 600LM delivered
6.8W/segment
36" segment 920LM delivered
9.6W/segment
90LM/W
50,000 hrs LED life L80

POWER

24VDC output Class 2 constant
voltage power supply
120VAC input voltage
Contact Juniper for alternate inputs

FINISHES

Satin Brass, Black Oxide, Satin Nickel

MATERIALS

Solid brass, PMMA

DIMMING

2-Wire/TRIAC/Forward Phase
0-10V
3-Wire
See Power Supply section for details
Contact Juniper for alternate
requirements

MOUNTING

(x4) 1/16" aircraft cables, field
adjustable
16ft Clear-jacketed 22AWG co-axial
silver cord, field adjustable
Direct-mounting and center-
mounting options available
Cable Collar in matching finish
optional for center mounting

SYSTEM RUN

Limited by power supply wattage only

BUILD A SPECIFICATION | THIN Primaries Rectangle Suspension

CONTACT US TO SKU THIS CUSTOM FIXTURE

CALL: +1-347-799-2915 | EMAIL: SALES@JUNIPER-DESIGN.COM

CODE DEFINITIONS

FINISHES



01 Satin Brass **02** Black Oxide **03** Satin Nickel **40** Bronze

SEGMENTS

- 2** 24 inch - 600LM delivered - 6.8W/segment
 - 3** 36 inch - 920LM delivered - 9.6W /segment
- Contact Juniper for custom segment lengths

COLOR TEMPERATURE

- 27** 2700K
- 30** 3000K
- 35** 3500K
- 40** 4000K

LENS

F Frosted - 90° beam angle

MOUNTING

- CX** Center-Mount to Canopy without Cable Collar
Includes corresponding canopy
- CC** Center-Mount to Canopy with Cable Collar (upcharge)
Includes corresponding canopy
- DM** Direct-Mount to Junction Box (Local or Remote)
Includes corresponding canopy for a single power cord with ceiling grippers for other mounting points
- MM** 2' Mini Mount | Direct-Mount to Ceiling (Remote Only)
Includes corresponding canopy for a single power cord with ceiling grippers for other mounting points

POWER SUPPLY OPTIONS

R. REMOTE

STANDARD 120-277V INPUT - 2-WIRE/TRIAC/FORWARD PHASE/ELV

STANDARD 120-277V INPUT - 0-10V

LUTRON 120V INPUT - TRIAC DIMMING (40W) (UPCHARGE)

LUTRON 120-277V INPUT - 3-WIRE (UPCHARGE)

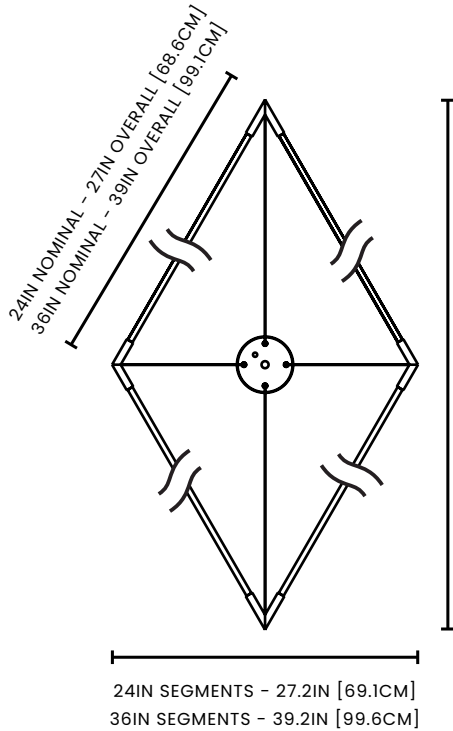
L. LOCAL

STANDARD 120-277V INPUT - TRIAC/0-10V/ELV DIMMING

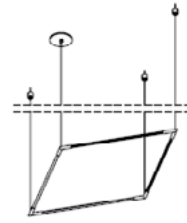
Our team will determine correct wattages for power supplies based on chosen configuration. Contact Juniper for custom requirements or further power supply specifications.

Project	Type
Notes	

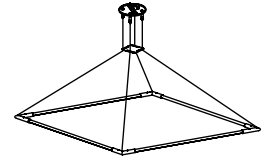
TECHNICAL | THIN Primaries Rhombus Suspension



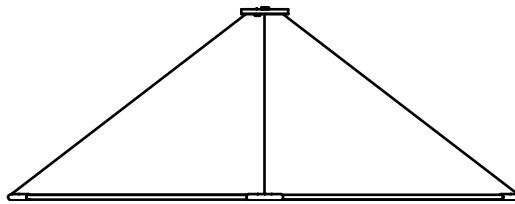
24IN SEGMENTS - 47IN [119.4CM]
36IN SEGMENTS - 67.8IN [172.2CM]



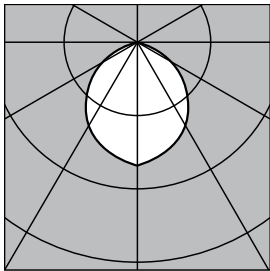
DIRECT-MOUNT TO CEILING



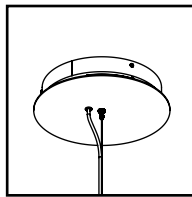
CENTER-MOUNT WITH CABLE COLLAR (UPCHARGE)



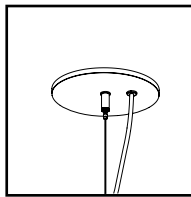
CENTER-MOUNT WITHOUT CABLE COLLAR
24IN SEGMENTS
MAX. 116IN [292.1CM]
36IN SEGMENTS
MAX. 114IN [294.6CM]



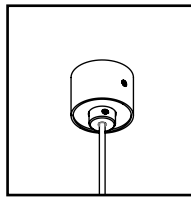
FROSTED LENS
90° BEAM ANGLE



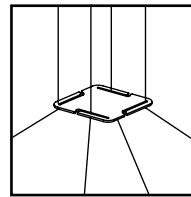
LOCAL CANOPY
7IN DIA X 2IN



JUNCTION BOX COVER PLATE
5IN DIA X 0.5IN



MINI CANOPY (OPTIONAL)
1.25IN DIA X 1.125IN



CABLE COLLAR (OPTIONAL)
2.75IN X 2.75IN

ILLUMINATION

CRI 95+, R9 90+ standard
2700K, 3000K, 3500K, 4000K options

24" segment 2400LM delivered/27.2W
36" segment 3680LM delivered/38.4W
90LM/W
50,000 hrs LED life L80

POWER

24VDC output Class 2 constant voltage power supply
120VAC input voltage
Contact Juniper for alternate inputs

FINISHES

Satin Brass, Black Oxide, Satin Nickel

MATERIALS

Solid brass, PMMA

DIMMING

2-Wire/TRIAC/Forward Phase
0-10V
3-Wire
See Power Supply section for details
Contact Juniper for alternate requirements

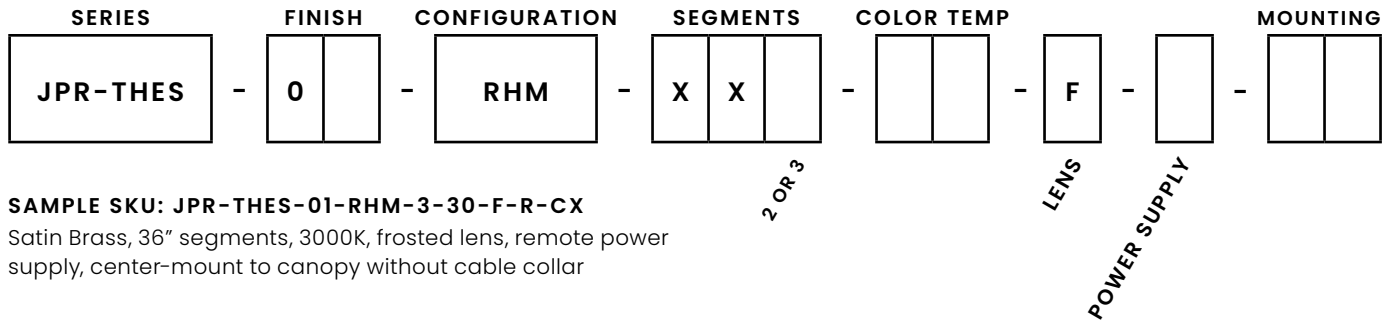
MOUNTING

(x4) 1/16" aircraft cables, field adjustable
16ft Clear-jacketed 22AWG co-axial silver cord, field adjustable
Direct-mounting and center-mounting options available
Cable Collar in matching finish optional for center mounting

SYSTEM RUN

Limited by power supply wattage only

BUILD A SPECIFICATION | THIN Primaries Rhombus Suspension



SAMPLE SKU: JPR-THES-01-RHM-3-30-F-R-CX
 Satin Brass, 36" segments, 3000K, frosted lens, remote power supply, center-mount to canopy without cable collar

CODE DEFINITIONS

FINISHES



01 Satin Brass **02** Black Oxide **03** Satin Nickel **40** Bronze

SEGMENTS

- 2** 24 inch - 2400LM delivered / 27.2W
- 3** 36 inch - 3680LM delivered / 38.4W

Contact Juniper for custom segment lengths

COLOR TEMPERATURE

- 27** 2700K
- 30** 3000K
- 35** 3500K
- 40** 4000K

LENS

F Frosted - 90° beam angle

MOUNTING

- CX** Center-Mount to Canopy without Cable Collar
Includes corresponding canopy
- CC** Center-Mount to Canopy with Cable Collar (upcharge)
Includes corresponding canopy
- DM** Direct-Mount to Junction Box (Local or Remote)
Includes corresponding canopy for a single power cord with ceiling grippers for other mounting points
- MM** 2" Mini Mount | Direct-Mount to Ceiling (Remote Only)
Includes corresponding canopy for a single power cord with ceiling grippers for other mounting points

POWER SUPPLY OPTIONS

R. REMOTE

STANDARD 120-277V INPUT - 2-WIRE/TRIAC/FORWARD PHASE/ELV

STANDARD 120-277V INPUT - 0-10V

LUTRON 120V INPUT - TRIAC DIMMING (40W) (UPCHARGE)

LUTRON 120-277V INPUT - 3-WIRE (UPCHARGE)

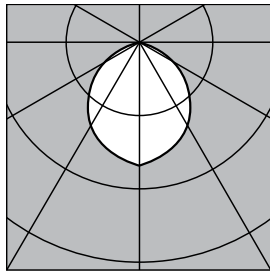
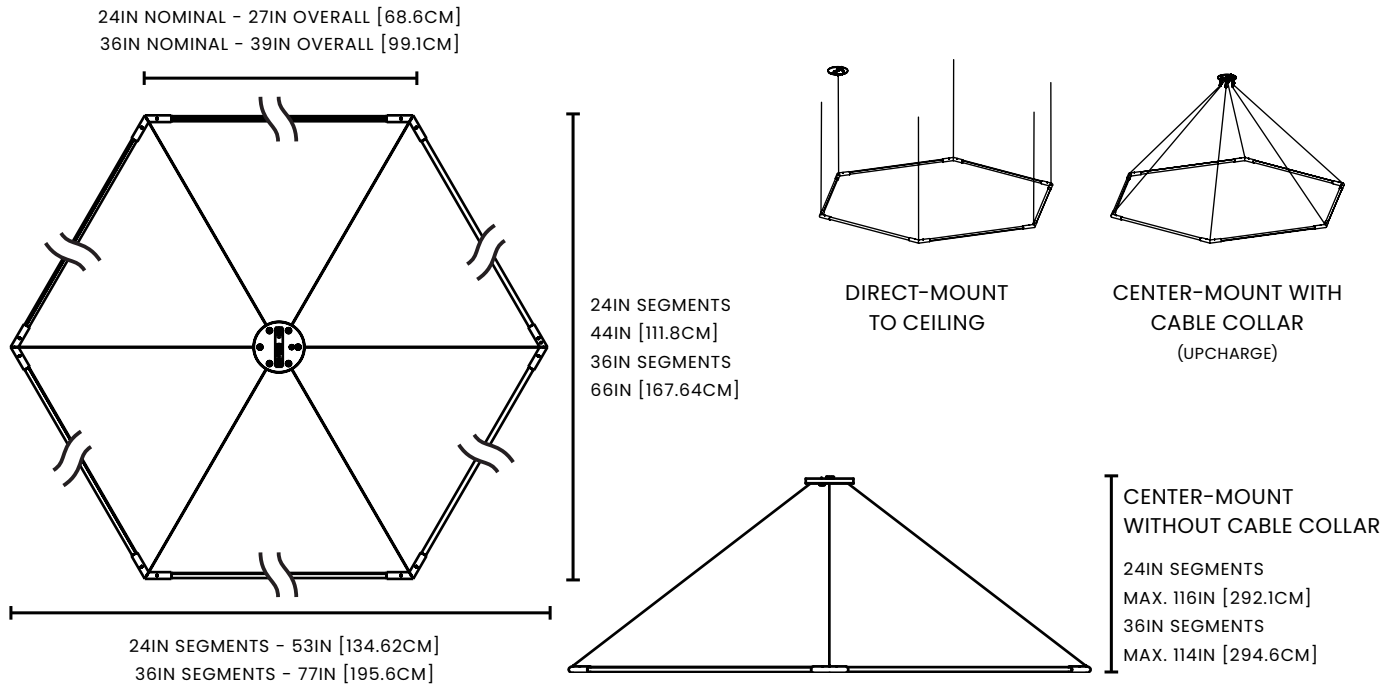
L. LOCAL

STANDARD 120-277V INPUT - TRIAC/0-10V/ELV DIMMING

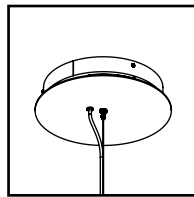
Our team will determine correct wattages for power supplies based on chosen configuration. Contact Juniper for custom requirements or further power supply specifications.

Project	Type
Notes	

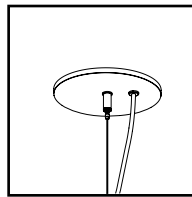
TECHNICAL | THIN Primaries Hexagon Suspension



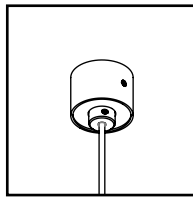
FROSTED LENS
90° BEAM ANGLE



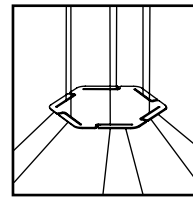
LOCAL CANOPY
7IN DIA X 2IN OR
12.5IN DIA X 2IN
(FOR >54W)



JUNCTION BOX
COVER PLATE
5IN DIA X 0.5IN



MINI CANOPY
(OPTIONAL)
1.25IN DIA X
1.125IN



CABLE COLLAR
(OPTIONAL)
2.3IN PER SIDE

ILLUMINATION

CRI 95+, R9 90+ standard
2700K, 3000K, 3500K, 4000K options

24" segment 3600LM delivered/40.8W
36" segment 5500LM delivered/57.6W
90LM/W
50,000 hrs LED life L80

POWER

24VDC output Class 2 constant
voltage power supply
120VAC input voltage
Contact Juniper for alternate inputs

FINISHES

Satin Brass, Black Oxide, Satin Nickel

MATERIALS

Solid brass, PMMA

DIMMING

2-Wire/TRIAC/Forward Phase
0-10V
3-Wire
See Power Supply section for details
Contact Juniper for alternate
requirements

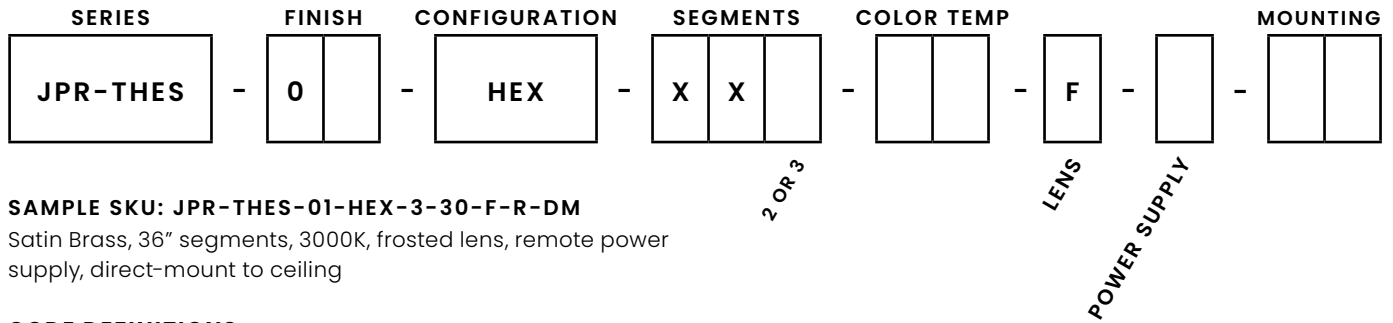
MOUNTING

(x6) 1/16" aircraft cables, field
adjustable
16ft Clear-jacketed 22AWG co-axial
silver cord, field adjustable
Direct-mounting and center-
mounting options available
Cable Collar in matching finish
optional for center mounting

SYSTEM RUN

Limited by power supply wattage only

BUILD A SPECIFICATION | THIN Primaries Hexagon Suspension



SAMPLE SKU: JPR-THES-01-HEX-3-30-F-R-DM
 Satin Brass, 36" segments, 3000K, frosted lens, remote power supply, direct-mount to ceiling

CODE DEFINITIONS

FINISHES



01 Satin Brass **02** Black Oxide **03** Satin Nickel **40** Bronze

SEGMENTS

- 2** 24 inch - 3600LM delivered / 40.8W
- 3** 36 inch - 5500LM delivered / 57.6W

Contact Juniper for custom segment lengths

COLOR TEMPERATURE

- 27** 2700K
- 30** 3000K
- 35** 3500K
- 40** 4000K

LENS

- F** Frosted - 90° beam angle

MOUNTING

- CX** Center-Mount to Canopy without Cable Collar
Includes corresponding canopy
- CC** Center-Mount to Canopy with Cable Collar (upcharge)
Includes corresponding canopy
- DM** Direct-Mount to Junction Box (Local or Remote)
Includes corresponding canopy for a single power cord with ceiling grippers for other mounting points
- MM** 2" Mini Mount | Direct-Mount to Ceiling (Remote Only)
Includes corresponding canopy for a single power cord with ceiling grippers for other mounting points

POWER SUPPLY OPTIONS

R. REMOTE

- STANDARD 120-277V INPUT - 2-WIRE/TRIAC/FORWARD PHASE/ELV
- STANDARD 120-277V INPUT - 0-10V
- LUTRON 120-277V INPUT - 3-WIRE (UPCHARGE)

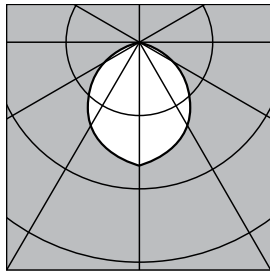
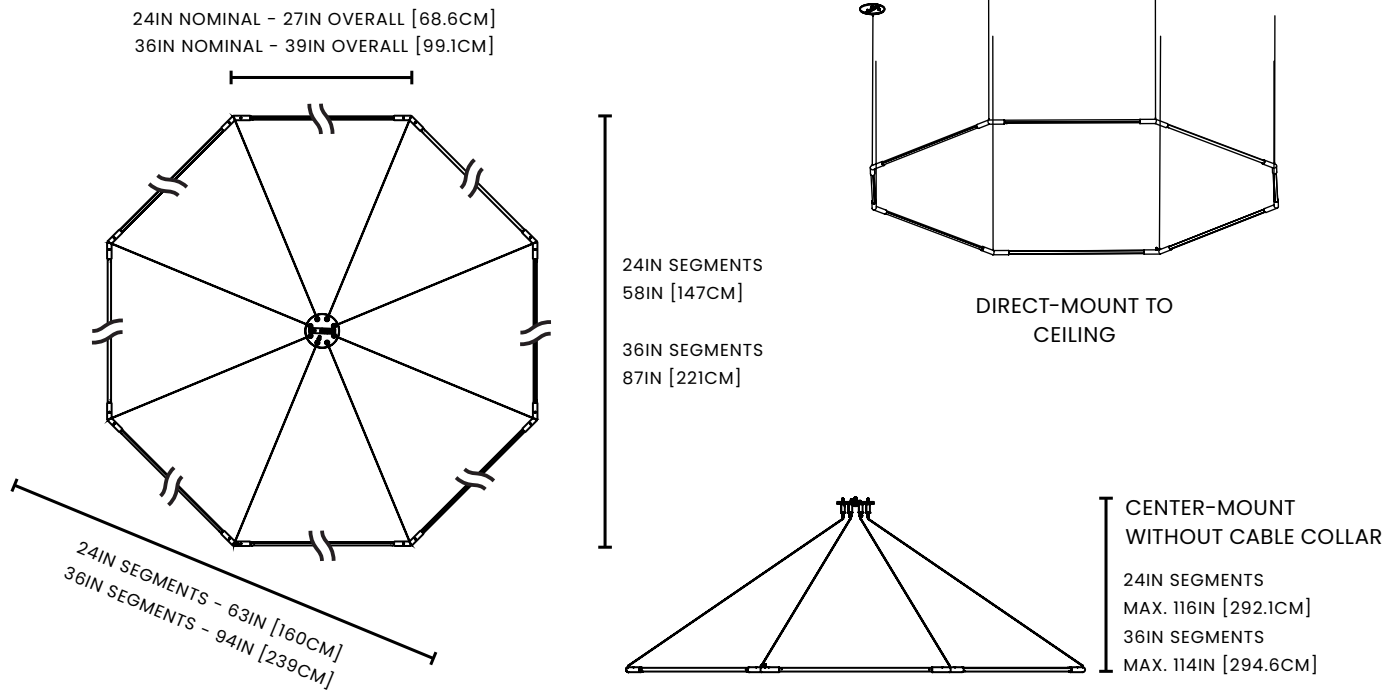
L. LOCAL

- STANDARD 120-277V INPUT - TRIAC/0-10V/ELV DIMMING

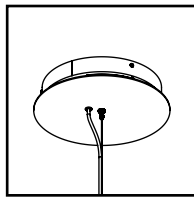
Our team will determine correct wattages for power supplies based on chosen configuration. Contact Juniper for custom requirements or further power supply specifications.

Project	Type
Notes	

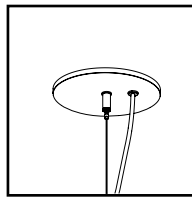
TECHNICAL | THIN Primaries Octagon Suspension



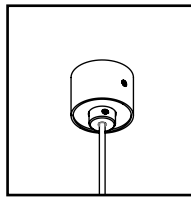
FROSTED LENS
90° BEAM ANGLE



LOCAL CANOPY
7IN DIA X 2IN OR
12.5IN DIA X 2IN
(FOR >54W)



**JUNCTION BOX
COVER PLATE**
5IN DIA X 0.5IN



**MINI CANOPY
(OPTIONAL)**
1.25IN DIA X
1.125IN

ILLUMINATION

CRI 95+, R9 90+ standard
2700K, 3000K, 3500K, 4000K options

24" segment 4800LM delivered/54.4W
36" segment 7400LM delivered/76.8W
90LM/W
50,000 hrs LED life L80

POWER

24VDC output Class 2 constant
voltage power supply
120VAC input voltage
Contact Juniper for alternate inputs

FINISHES

Satin Brass, Black Oxide, Satin Nickel

MATERIALS

Solid brass, PMMA

DIMMING

2-Wire/TRIAC/Forward Phase
0-10V
3-Wire
See Power Supply section for details
Contact Juniper for alternate
requirements

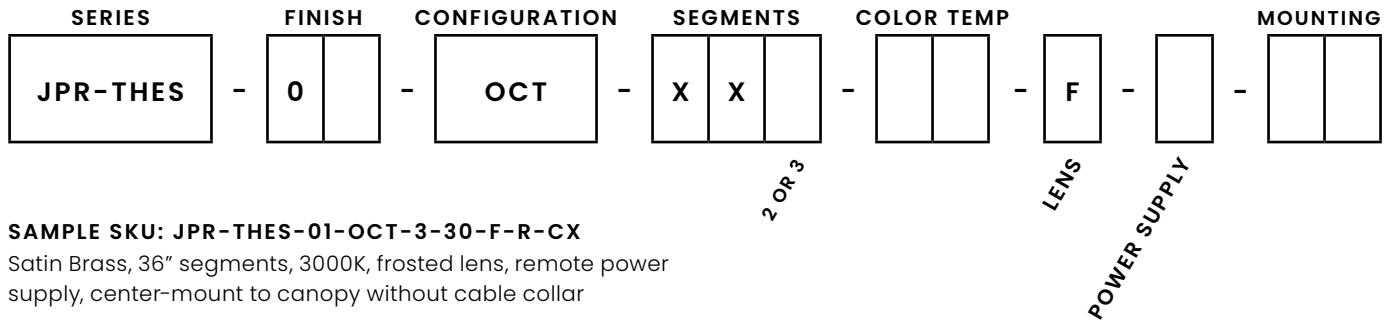
MOUNTING

(x8) 1/16" aircraft cables, field
adjustable
16ft Clear-jacketed 22AWG co-axial
silver cord, field adjustable
Direct-mounting and center-
mounting options available

SYSTEM RUN

Limited by power supply wattage only

BUILD A SPECIFICATION | THIN Primaries Octagon Suspension



SAMPLE SKU: JPR-THES-01-OCT-3-30-F-R-CX
 Satin Brass, 36" segments, 3000K, frosted lens, remote power supply, center-mount to canopy without cable collar

CODE DEFINITIONS

FINISHES



01 Satin Brass **02** Black Oxide **03** Satin Nickel **40** Bronze

SEGMENTS

- 2** 24 inch - 4800LM delivered / 54.4W
- 3** 36 inch - 7400LM delivered / 76.8W

Contact Juniper for custom segment lengths

COLOR TEMPERATURE

- 27** 2700K
- 30** 3000K
- 35** 3500K
- 40** 4000K

LENS

F Frosted - 90° beam angle

MOUNTING

- CX** Center-Mount to Canopy without Cable Collar
Includes corresponding canopy
- DM** Direct-Mount to Junction Box (Local or Remote)
Includes corresponding canopy for a single power cord with ceiling grippers for other mounting points
- MM** 2" Mini Mount | Direct-Mount to Ceiling (Remote Only)
Includes corresponding canopy for a single power cord with ceiling grippers for other mounting points

POWER SUPPLY OPTIONS

R. REMOTE

STANDARD 120-277V INPUT - 2-WIRE/TRIAC/FORWARD PHASE/ELV

STANDARD 120-277V INPUT - 0-10V

LUTRON 120-277V INPUT - 3-WIRE (UPCHARGE)

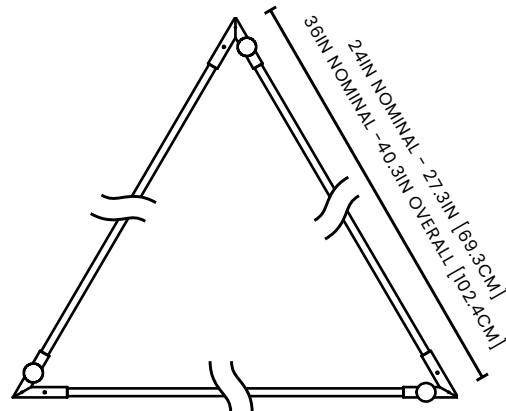
L. LOCAL

STANDARD 120-277V INPUT - TRIAC/0-10V/ELV DIMMING

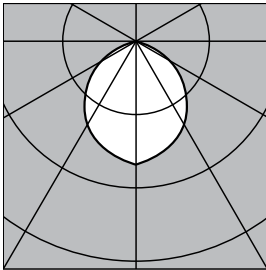
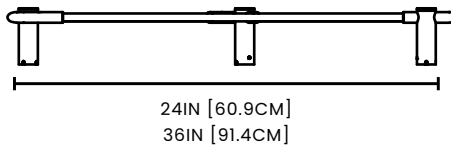
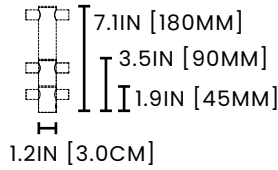
Our team will determine correct wattages for power supplies based on chosen configuration. Contact Juniper for custom requirements or further power supply specifications.

Project	Type
Notes	

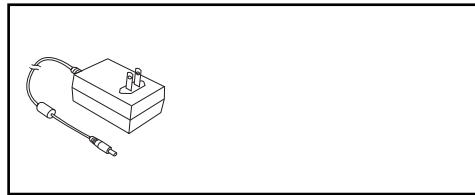
TECHNICAL | THIN Primaries Triangle Surface Mount



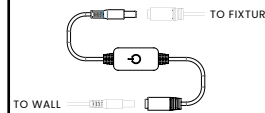
STANDOFF OPTIONS



FROSTED LENS
90° BEAM ANGLE



OPTIONAL PLUG-IN POWER SUPPLY WITH IN-LINE TOUCH DIMMER & 3-METER CORD



ILLUMINATION

CRI 95+, R9 90+ standard
2700K, 3000K, 3500K, 4000K options

24" segment 1800LM delivered /
20.4W

36" segment 2760LM delivered /
28.8W
90LM/W
50,000 hrs LED life L80

POWER

FINISHES

Satin Brass, Black Oxide, Satin Nickel

MATERIALS

Solid brass, PMMA

DIMMING

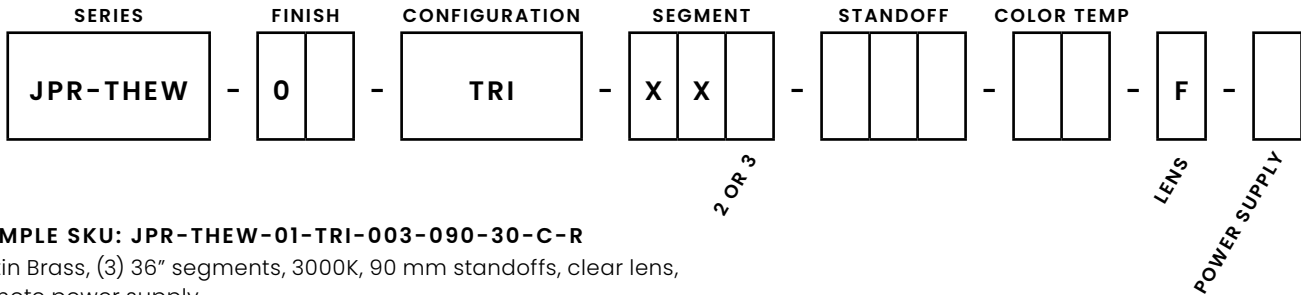
2-Wire/TRIAC/Forward Phase
0-10V
3-Wire

See Power Supply section for details
Contact Juniper for alternate requirements

MOUNTING

Wall brackets mount directly to surface
2 X 18AWG in-wall rated cable recommended for remote installation (provided by electrician)

BUILD A SPECIFICATION | THIN Primaries Triangle Surface Mount



SAMPLE SKU: JPR-THEW-01-TRI-003-090-30-C-R
 Satin Brass, (3) 36" segments, 3000K, 90 mm standoffs, clear lens, remote power supply

CODE DEFINITIONS

FINISHES



01 Satin Brass **02** Black Oxide **03** Satin Nickel **40** Bronze

SEGMENTS

2 24 inch - 1800LM delivered / 20.4W
3 36 inch - 2760LM delivered / 28.8W
 Contact Juniper for custom segment lengths

STANDOFF LENGTH

045 45mm Standoffs
090 90mm Standoffs
180 180mm Standoffs

COLOR TEMPERATURE

27 2700K
30 3000K
35 3500K
40 4000K

LENS

F Frosted - 90° beam angle

POWER SUPPLY OPTIONS

R. REMOTE

STANDARD 120-277V INPUT - 2-WIRE/TRIAC/FORWARD PHASE/ELV

STANDARD 120-277V INPUT - 0-10V

LUTRON 120V INPUT - TRIAC DIMMING (40W) (UPCHARGE)

LUTRON 120-277V INPUT - 3-WIRE (UPCHARGE)

P. PLUG-IN


24VDC, 1.67A POWER SUPPLY

Our team will determine correct wattages for power supplies based on chosen configuration. Contact Juniper for custom requirements or further power supply specifications.

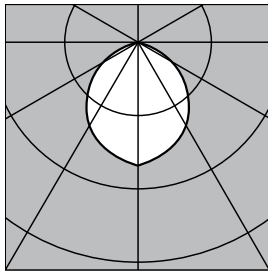
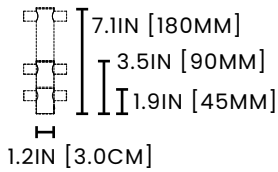
Project	Type
Notes	

TECHNICAL | THIN Primaries Square Surface Mount

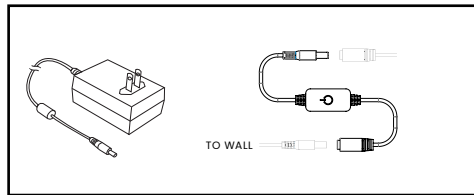
24IN NOMINAL - 27IN OVERALL [68.6CM]
 36IN NOMINAL - 39IN OVERALL [99.1CM]



STANDOFF OPTIONS



FROSTED LENS
 90° BEAM ANGLE



OPTIONAL PLUG-IN POWER SUPPLY WITH
 IN-LINE TOUCH DIMMER & 3-METER CORD

TO FIXTURE

ILLUMINATION

CRI 95+, R9 90+ standard
 2700K, 3000K, 3500K, 4000K options

24" segment 2400LM delivered/27.2W
36" segment 3680LM delivered/38.4W
 90LM/W
 50,000 hrs LED life L80

POWER

24VDC output Class 2 constant
 voltage power supply
 120VAC input voltage
 Remote power supply required
 Contact Juniper for alternate inputs

FINISHES

Satin Brass, Black Oxide, Satin Nickel

MATERIALS

Solid brass, PMMA

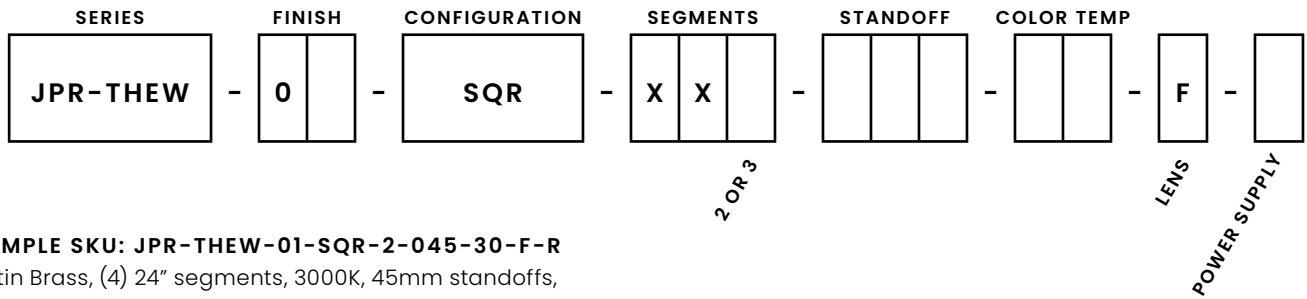
DIMMING

2-Wire/TRIAC/Forward Phase
 0-10V
 3-Wire
 See Power Supply section for details
 Contact Juniper for alternate
 requirements

MOUNTING

Wall brackets mount directly to
 surface
 2 X 18AWG in-wall rated cable
 recommended for remote installation
 (provided by electrician)

BUILD A SPECIFICATION | THIN Primaries Square Surface Mount



SAMPLE SKU: JPR-THEW-01-SQR-2-045-30-F-R
 Satin Brass, (4) 24" segments, 3000K, 45mm standoffs, frosted lens, remote power supply

CODE DEFINITIONS

FINISHES



01 Satin Brass **02** Black Oxide **03** Satin Nickel **40** Bronze

SEGMENTS

- 2** 24 inch - 2400LM delivered / 27.2W
- 3** 36 inch - 3680LM delivered / 38.4W

Contact Juniper for custom segment lengths

STANDOFF LENGTH

- 045** 45mm Standoffs
- 090** 90mm Standoffs
- 180** 180mm Standoffs

COLOR TEMPERATURE

- 27** 2700K
- 30** 3000K
- 35** 3500K
- 40** 4000K

LENS

F Frosted - 90° beam angle

POWER SUPPLY OPTIONS

R. REMOTE

STANDARD 120-277V INPUT - 2-WIRE/TRIAC/FORWARD PHASE/ELV

STANDARD 120-277V INPUT - 0-10V

LUTRON 120V INPUT - TRIAC DIMMING (40W) (UPCHARGE)

LUTRON 120-277V INPUT - 3-WIRE (UPCHARGE)

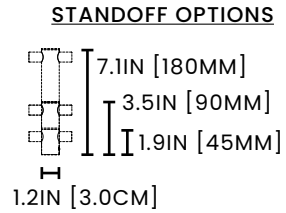
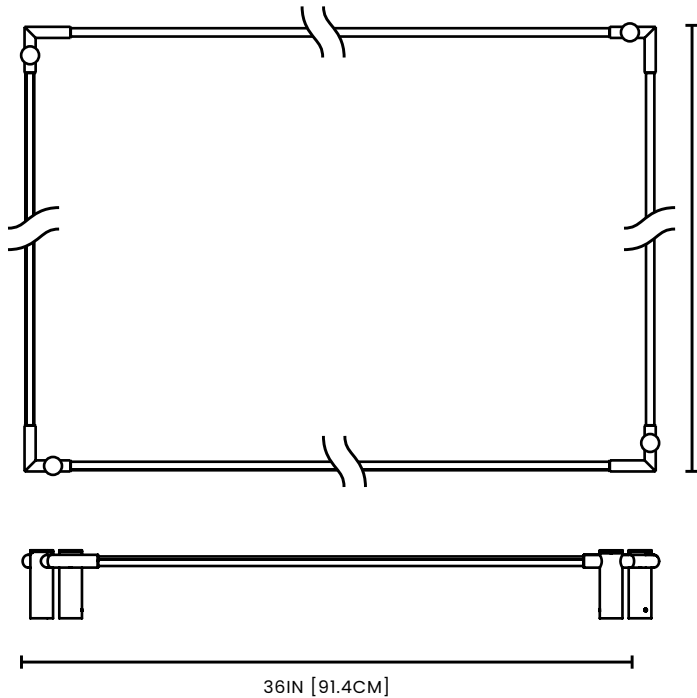
P. PLUG-IN

24VDC, 1.67A POWER SUPPLY

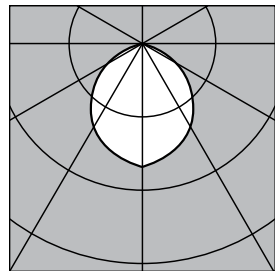
Our team will determine correct wattages for power supplies based on chosen configuration. Contact Juniper for custom requirements or further power supply specifications.

Project	Type
Notes	

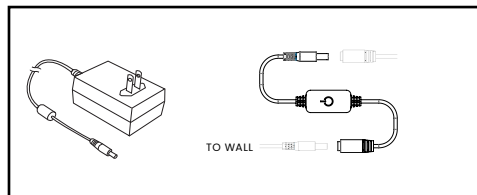
TECHNICAL | THIN Primaries Rectangle Surface Mount



24IN AND 36IN LIGHT SEGMENTS MAY BE COMBINED IN THE SAME FIXTURE AND INTERCONNECTED FOR LONGER LENGTHS.



FROSTED LENS
90° BEAM ANGLE



OPTIONAL PLUG-IN POWER SUPPLY WITH IN-LINE TOUCH DIMMER & 3-METER CORD

ILLUMINATION

CRI 95+, R9 90+ standard
2700K, 3000K, 3500K, 4000K options

24" segment 600LM delivered
6.8W/segment

36" segment 920LM delivered
9.6W/segment
90LM/W
50,000 hrs LED life L80

POWER

24VDC output Class 2 constant voltage power supply
120VAC input voltage
Remote power supply required
Contact Juniper for alternate inputs

FINISHES

Satin Brass, Black Oxide, Satin Nickel

MATERIALS

Solid brass, PMMA

DIMMING

2-Wire/TRIAC/Forward Phase
0-10V
3-Wire
See Power Supply section for details
Contact Juniper for alternate requirements

MOUNTING

Wall brackets mount directly to surface
2 X 18AWG in-wall rated cable recommended for remote installation (provided by electrician)

BUILD A SPECIFICATION | THIN Primaries Rectangle Surface Mount

CONTACT US TO SKU THIS CUSTOM FIXTURE

CALL: +1-347-799-2915 | EMAIL: SALES@JUNIPER-DESIGN.COM

CODE DEFINITIONS

FINISHES



01 Satin Brass **02** Black Oxide **03** Satin Nickel **40** Bronze

SEGMENTS

- 2** 24 inch - 2400LM delivered - 6.8W/segment
- 3** 36 inch - 3680LM delivered - 9.6W/segment

Contact Juniper for custom segment lengths

STANDOFF LENGTH

- 045** 45mm Standoffs
- 090** 90mm Standoffs
- 180** 180mm Standoffs

COLOR TEMPERATURE

- 27** 2700K
- 30** 3000K
- 35** 3500K
- 40** 4000K

LENS

- F** Frosted - 90° beam angle

POWER SUPPLY OPTIONS

R. REMOTE

STANDARD 120-277V INPUT - 2-WIRE/TRIAC/FORWARD PHASE/ELV

STANDARD 120-277V INPUT - 0-10V

LUTRON 120V INPUT - TRIAC DIMMING (40W) (UPCHARGE)

LUTRON 120-277V INPUT - 3-WIRE (UPCHARGE)

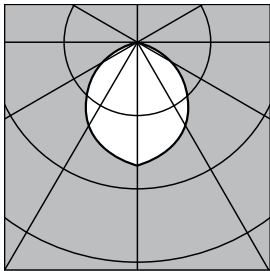
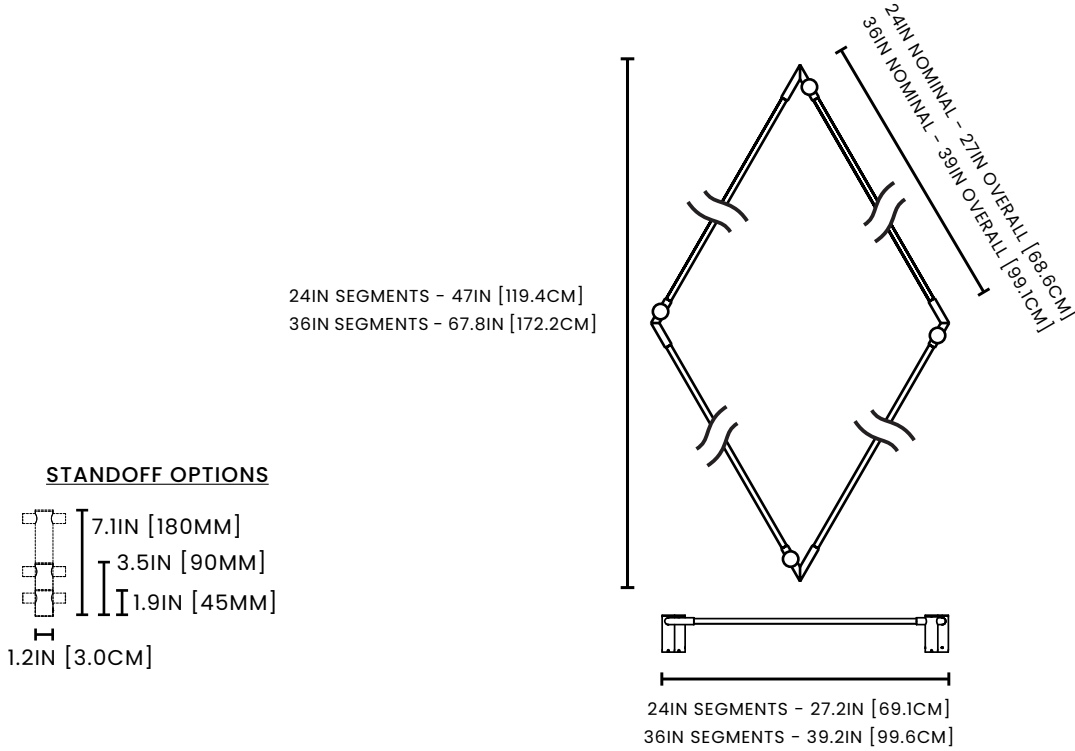
P. PLUG-IN

24VDC, 1.67A POWER SUPPLY

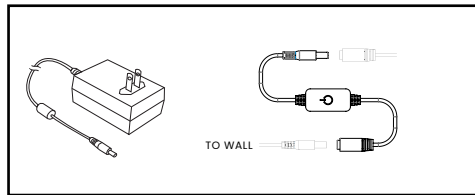
Our team will determine correct wattages for power supplies based on chosen configuration. Contact Juniper for custom requirements or further power supply specifications.

Project	Type
Notes	

TECHNICAL | THIN Primaries Rhombus Surface Mount



FROSTED LENS
90° BEAM ANGLE



OPTIONAL PLUG-IN POWER SUPPLY WITH
IN-LINE TOUCH DIMMER & 3-METER CORD

TO FIXTURE

TO WALL

ILLUMINATION

CRI 95+, R9 90+ standard
2700K, 3000K, 3500K, 4000K options

24" segment 2400LM delivered/27.2W
36" segment 3680LM delivered/38.4W
90LM/W
50,000 hrs LED life L80

POWER

24VDC output Class 2 constant
voltage power supply
120VAC input voltage
Remote power supply required
Contact Juniper for alternate inputs

FINISHES

Satin Brass, Black Oxide, Satin Nickel

MATERIALS

Solid brass, PMMA

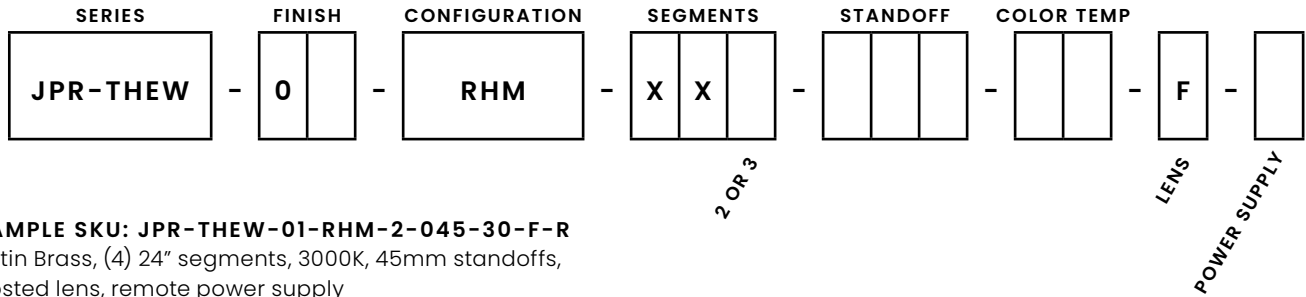
DIMMING

2-Wire/TRIAC/Forward Phase
0-10V
3-Wire
See Power Supply section for details
Contact Juniper for alternate
requirements

MOUNTING

Wall brackets mount directly to
surface
2 X 18AWG in-wall rated cable
recommended for remote installation
(provided by electrician)

BUILD A SPECIFICATION | THIN Primaries Rhombus Surface Mount



SAMPLE SKU: JPR-THEW-01-RHM-2-045-30-F-R
 Satin Brass, (4) 24" segments, 3000K, 45mm standoffs, frosted lens, remote power supply

CODE DEFINITIONS

FINISHES



01 Satin Brass **02** Black Oxide **03** Satin Nickel **40** Bronze

SEGMENTS

- 2** 24 inch - 2400LM delivered / 27.2W
- 3** 36 inch - 3680LM delivered / 38.4W

Contact Juniper for custom segment lengths

STANDOFF LENGTH

- 045** 45mm Standoffs
- 090** 90mm Standoffs
- 180** 180mm Standoffs

COLOR TEMPERATURE

- 27** 2700K
- 30** 3000K
- 35** 3500K
- 40** 4000K

LENS

F Frosted - 90° beam angle

POWER SUPPLY OPTIONS

R. REMOTE

STANDARD 120-277V INPUT - 2-WIRE/TRIAC/FORWARD PHASE/ELV

STANDARD 120-277V INPUT - 0-10V

LUTRON 120V INPUT - TRIAC DIMMING (40W) (UPCHARGE)

LUTRON 120-277V INPUT - 3-WIRE (UPCHARGE)

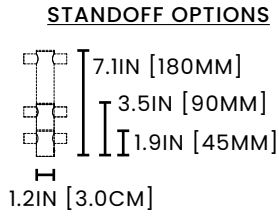
P. PLUG-IN

24VDC, 1.67A POWER SUPPLY

Our team will determine correct wattages for power supplies based on chosen configuration. Contact Juniper for custom requirements or further power supply specifications.

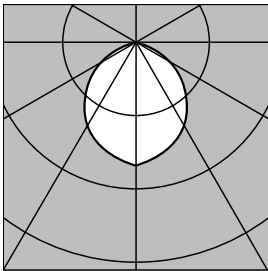
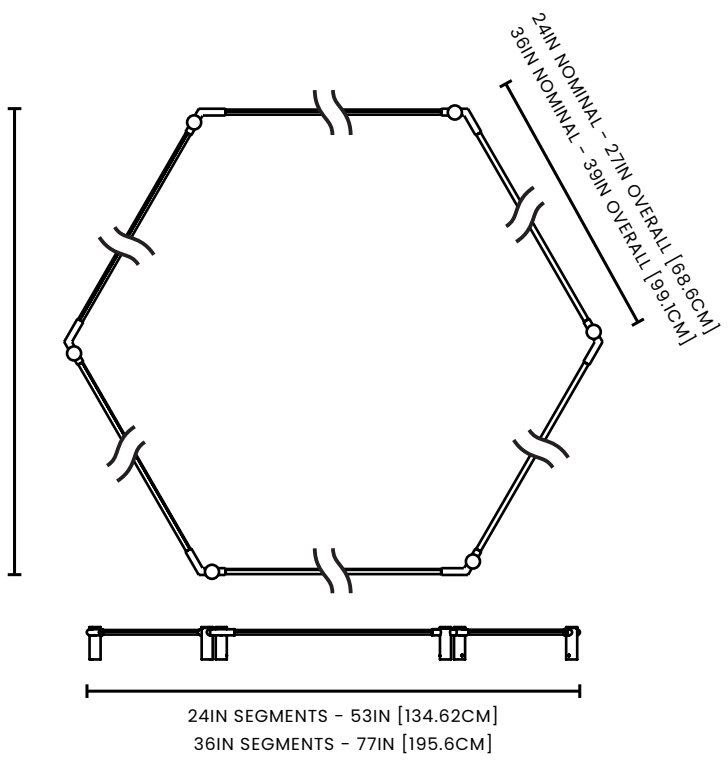
Project	Type
Notes	

TECHNICAL | THIN Primaries Hexagon Surface Mount

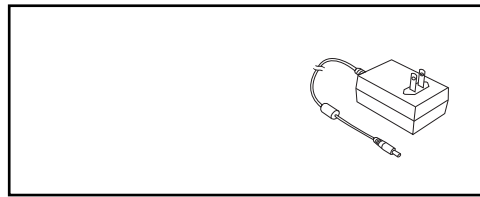


24IN SEGMENTS
44IN [111.8CM]

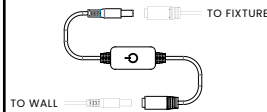
36IN SEGMENTS
66IN [167.64CM]



FROSTED LENS
90° BEAM ANGLE



OPTIONAL PLUG-IN POWER SUPPLY WITH
IN-LINE TOUCH DIMMER & 3-METER CORD



ILLUMINATION

CRI 95+, R9 90+ standard
2700K, 3000K, 3500K, 4000K options

24" segment 3600LM delivered/40.8W
36" segment 5500LM delivered/57.6W
90LM/W
50,000 hrs LED life L80

POWER

24VDC output Class 2 constant
voltage power supply
120VAC input voltage
Contact Juniper for alternate inputs

FINISHES

Satin Brass, Black Oxide, Satin Nickel

MATERIALS

Solid brass, PMMA

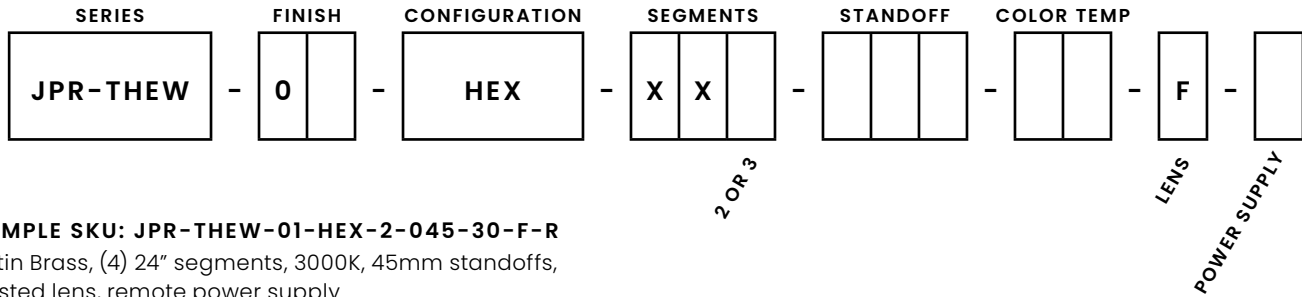
DIMMING

2-Wire/TRIAC/Forward Phase
0-10V
3-Wire
See Power Supply section for details
Contact Juniper for alternate
requirements

MOUNTING

Wall brackets mount directly to
surface
2 X 18AWG in-wall rated cable
recommended for remote installation
(provided by electrician)

BUILD A SPECIFICATION | THIN Primaries Hexagon Surface Mount



SAMPLE SKU: JPR-THEW-01-HEX-2-045-30-F-R
 Satin Brass, (4) 24" segments, 3000K, 45mm standoffs,
 frosted lens, remote power supply

CODE DEFINITIONS

FINISHES



01 Satin Brass **02** Black Oxide **03** Satin Nickel **40** Bronze

SEGMENTS

- 2** 24 inch - 3600LM delivered / 40.8W
- 3** 36 inch - 5500LM delivered / 57.6W

Contact Juniper for custom segment lengths

STANDOFF LENGTH

- 045** 45mm Standoffs
- 090** 90mm Standoffs
- 180** 180mm Standoffs

COLOR TEMPERATURE

- 27** 2700K
- 30** 3000K
- 35** 3500K
- 40** 4000K

LENS

F Frosted - 90° beam angle

POWER SUPPLY OPTIONS

R. REMOTE

STANDARD 120-277V INPUT - 2-WIRE/TRIAC/FORWARD PHASE/ELV

STANDARD 120-277V INPUT - 0-10V

LUTRON 120-277V INPUT - 3-WIRE (UPCHARGE)

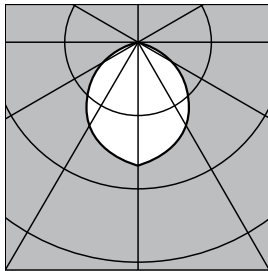
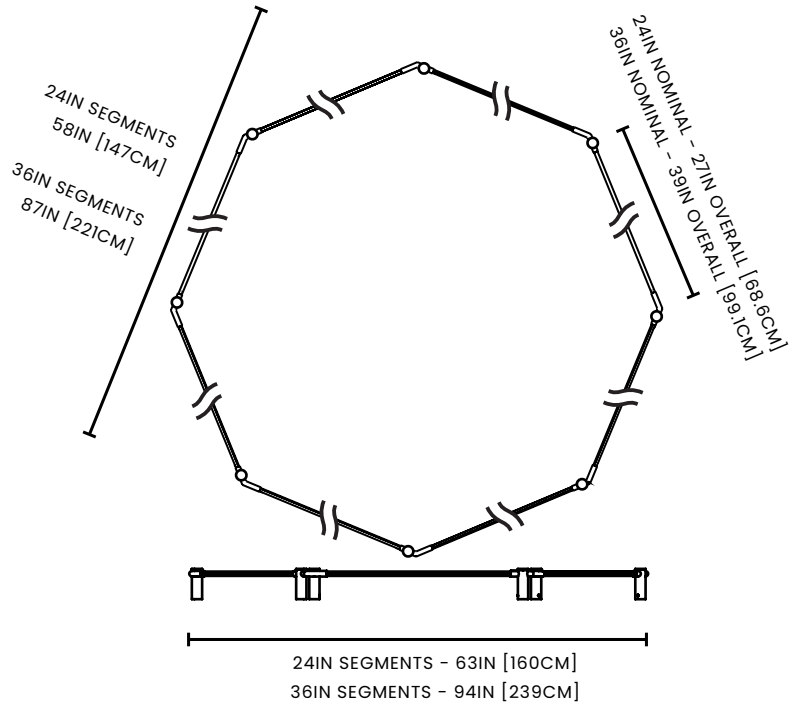

P. PLUG-IN

24VDC, 1.67A POWER SUPPLY

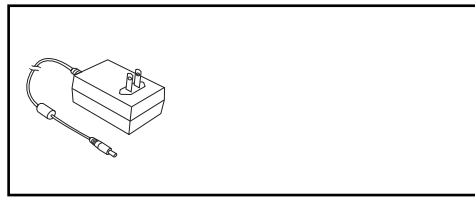
Our team will determine correct wattages for power supplies based on chosen configuration. Contact Juniper for custom requirements or further power supply specifications.

Project	Type
Notes	

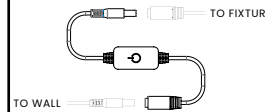
TECHNICAL | THIN Primaries Octagon Surface Mount



FROSTED LENS
90° BEAM ANGLE



OPTIONAL PLUG-IN POWER SUPPLY WITH
IN-LINE TOUCH DIMMER & 3-METER CORD



ILLUMINATION

CRI 95+, R9 90+ standard
2700K, 3000K, 3500K, 4000K options

24" segment 4800LM delivered/54.4W
36" segment 7400LM delivered/76.8W
90LM/W
50,000 hrs LED life L80

POWER

24VDC output Class 2 constant
voltage power supply
120VAC input voltage
Contact Juniper for alternate inputs

FINISHES

Satin Brass, Black Oxide, Satin Nickel

MATERIALS

Solid brass, PMMA

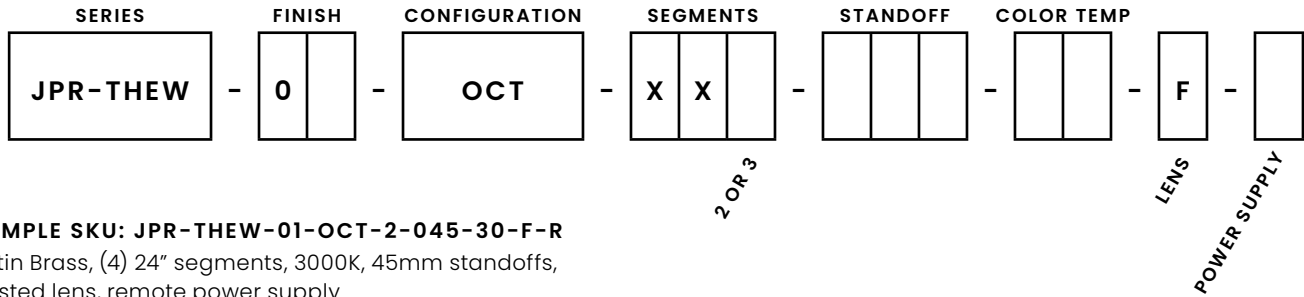
DIMMING

2-Wire/TRIAC/Forward Phase
0-10V
3-Wire
See Power Supply section for details
Contact Juniper for alternate
requirements

MOUNTING

Wall brackets mount directly to
surface
2 X 18AWG in-wall rated cable
recommended for remote installation
(provided by electrician)

BUILD A SPECIFICATION | THIN Primaries Octagon Surface Mount



SAMPLE SKU: JPR-THEW-01-OCT-2-045-30-F-R
 Satin Brass, (4) 24" segments, 3000K, 45mm standoffs,
 frosted lens, remote power supply

CODE DEFINITIONS

FINISHES



01 Satin Brass **02** Black Oxide **03** Satin Nickel **40** Bronze

SEGMENTS

- 2** 24 inch - 4800LM delivered / 54.4W
- 3** 36 inch - 7400LM delivered / 76.8W

Contact Juniper for custom segment lengths

STANDOFF LENGTH

- 045** 45mm Standoffs
- 090** 90mm Standoffs
- 180** 180mm Standoffs

COLOR TEMPERATURE

- 27** 2700K
- 30** 3000K
- 35** 3500K
- 40** 4000K

LENS

F Frosted - 90° beam angle

POWER SUPPLY OPTIONS

R. REMOTE

STANDARD 120-277V INPUT - 2-WIRE/TRIAC/FORWARD PHASE/ELV

STANDARD 120-277V INPUT - 0-10V

LUTRON 120-277V INPUT - 3-WIRE (UPCHARGE)

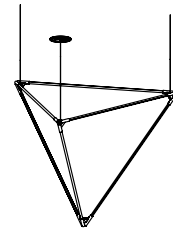
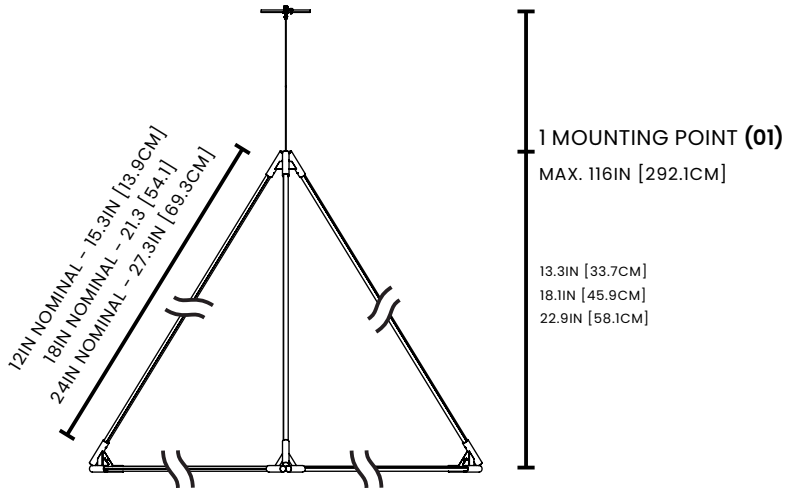
P. PLUG-IN

24VDC, 1.67A POWER SUPPLY

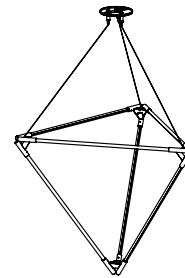
Our team will determine correct wattages for power supplies based on chosen configuration. Contact Juniper for custom requirements or further power supply specifications.

Project	Type
Notes	

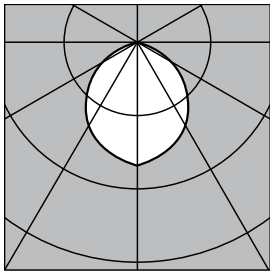
TECHNICAL | THIN Solids Tetrahedron



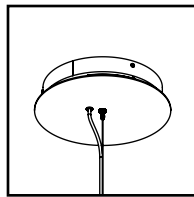
3 MOUNTING POINTS
DIRECT-MOUNT TO
CEILING (D3)



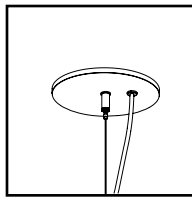
3 MOUNTING POINTS
CENTER-MOUNT TO
CANOPY (C3)



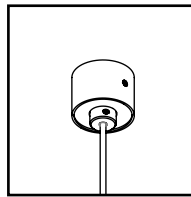
FROSTED LENS
90° BEAM ANGLE



LOCAL CANOPY
7IN DIA X 2IN



JUNCTION BOX
COVER PLATE
5IN DIA X 0.5IN



MINI CANOPY
(OPTIONAL)
1.25IN DIA X
1.125IN

ILLUMINATION

CRI 95+, R9 90+ standard
2700K, 3000K, 3500K, 4000K options

12" segment 1800LM delivered/20.4W
18" segment 2700LM delivered/30.6W
24" segment 3600LM delivered/40.8W
90LM/W
50,000 hrs LED life L80

POWER

24VDC output Class 2 constant
voltage power supply
120VAC input voltage
Contact Juniper for alternate inputs

FINISHES

Satin Brass, Black Oxide, Satin Nickel

MATERIALS

Solid brass, PMMA

DIMMING

2-Wire/TRIAC/Forward Phase
0-10V
3-Wire
See Power Supply section for details
Contact Juniper for alternate
requirements

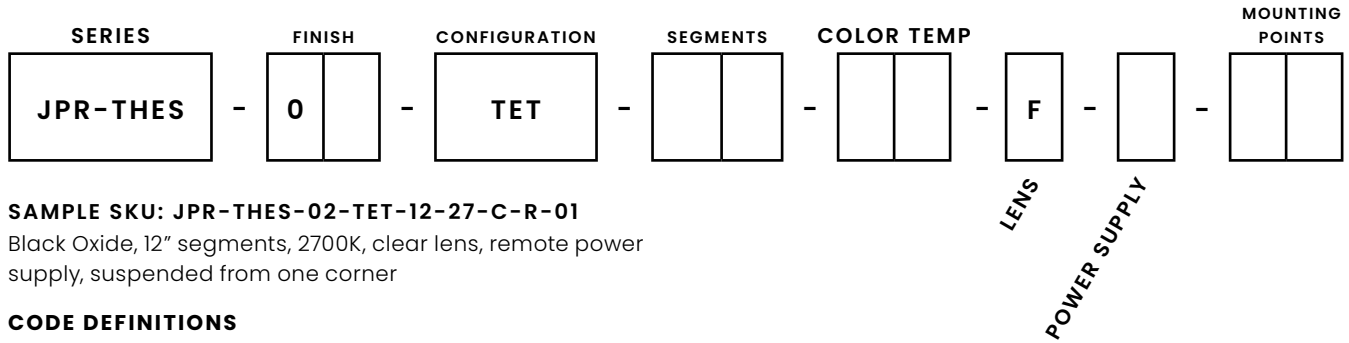
MOUNTING

(x1 or x3) 1/16" aircraft cables, field
adjustable
16ft Clear-jacketed 22AWG co-axial
silver cord, field adjustable
1 or 3 mounting point options

SYSTEM RUN

Limited by power supply wattage

BUILD A SPECIFICATION | THIN Solids Tetrahedron



SAMPLE SKU: JPR-THES-02-TET-12-27-C-R-01
 Black Oxide, 12" segments, 2700K, clear lens, remote power supply, suspended from one corner

CODE DEFINITIONS

FINISHES



SEGMENTS

- 12** 12 inch - 1800LM delivered / 20.4W
 - 18** 18 inch - 2700LM delivered / 30.6W
 - 24** 24 inch - 3600LM delivered / 40.8W
- Contact Juniper for custom segment lengths

COLOR TEMPERATURE

- 27** 2700K
- 30** 3000K
- 35** 3500K
- 40** 4000K

LENS

F Frosted - 90° beam angle

MOUNTING POINTS

- 01** 1 Mounting Point
Suspended from 1 corner
- D3** 3 Mounting Points, Direct-Mount to Ceiling
Suspended from 3 corners
- C3** 3 Mounting Points, Center-Mount to Canopy
Suspended from 3 corners

POWER SUPPLY OPTIONS

R. REMOTE

STANDARD 120-277V INPUT - 2-WIRE/TRIAC/FORWARD PHASE/ELV

STANDARD 120-277V INPUT - 0-10V

LUTRON 120V INPUT - TRIAC DIMMING (40W) (UPCHARGE)

LUTRON 120-277V INPUT - 3-WIRE (UPCHARGE)

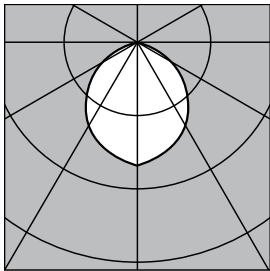
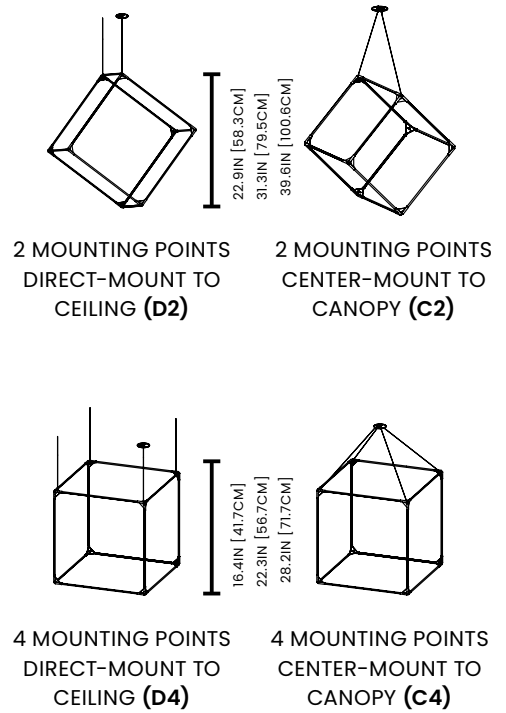
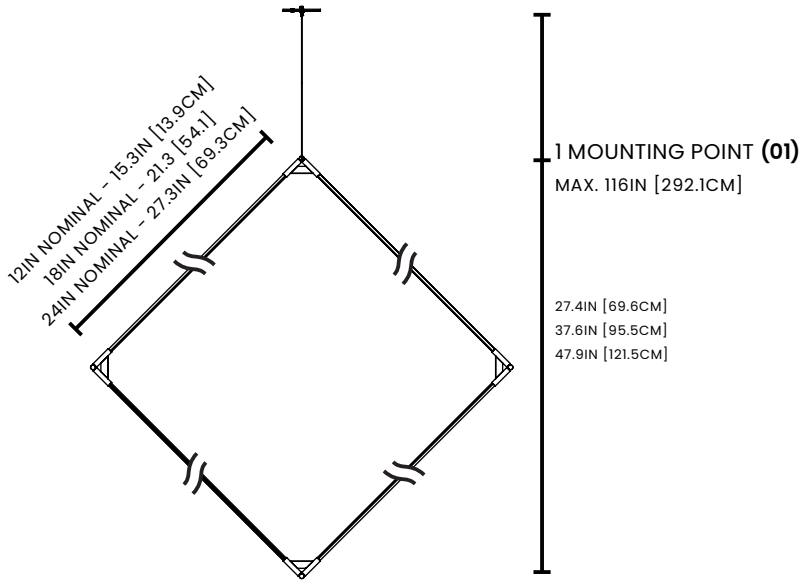
L. LOCAL

STANDARD 120-277V INPUT - TRIAC/0-10V/ELV DIMMING

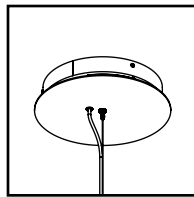
Our team will determine correct wattages for power supplies based on chosen configuration. Contact Juniper for custom requirements or further power supply specifications.

Project	Type
Notes	

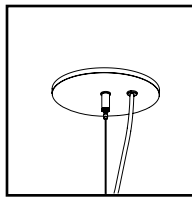
TECHNICAL | THIN Solids Cube



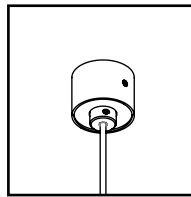
FROSTED LENS
90° BEAM ANGLE



LOCAL CANOPY
7IN DIA X 2IN OR
12.5IN DIA X 2IN
(FOR >54W)



JUNCTION BOX
COVER PLATE
5IN DIA X 0.5IN



MINI CANOPY
(OPTIONAL)
1.25IN DIA X
1.125IN

ILLUMINATION

CRI 95+, R9 90+ standard
2700K, 3000K, 3500K, 4000K options

12" segment 3600LM delivered/40.8W

18" segment 5400LM delivered/61.2W

24" segment 7200LM delivered/81.6W

90LM/W

50,000 hrs LED life L80

POWER

24VDC output Class 2 constant

voltage power supply

120VAC input voltage

Contact Juniper for alternate inputs

FINISHES

Satin Brass, Black Oxide, Satin Nickel

MATERIALS

Solid brass, PMMA

DIMMING

2-Wire/TRIAC/Forward Phase

0-10V

3-Wire

See Power Supply section for details

Contact Juniper for alternate

requirements

MOUNTING

(x1 or x3) 1/16" aircraft cables, field adjustable

16ft Clear-jacketed 22AWG co-axial

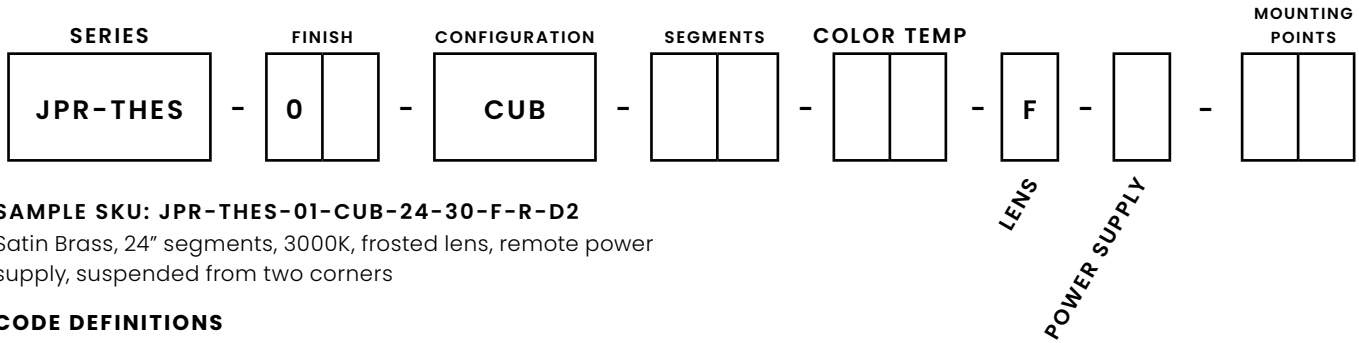
silver cord, field adjustable

1, 2, or 4 mounting point options

SYSTEM RUN

Limited by power supply wattage

BUILD A SPECIFICATION | THIN Solids Cube



SAMPLE SKU: JPR-THES-01-CUB-24-30-F-R-D2
 Satin Brass, 24" segments, 3000K, frosted lens, remote power supply, suspended from two corners

CODE DEFINITIONS

FINISHES



01 Satin Brass **02** Black Oxide **03** Satin Nickel **40** Bronze

SEGMENTS

- 12** 12 inch - 3600LM delivered / 40.8W
- 18** 18 inch - 5400LM delivered / 61.2W
- 24** 24 inch - 7200LM delivered / 81.6W

Contact Juniper for custom segment lengths

COLOR TEMPERATURE

- 27** 2700K
- 30** 3000K
- 35** 3500K
- 40** 4000K

LENS

F Frosted - 90° beam angle

MOUNTING

- 01** 1 Mounting Point
Suspended from 1 corner
- D2** 2 Mounting Points, Direct-Mount to Ceiling
Suspended from 2 corners
- C2** 2 Mounting Points, Center-Mount to Canopy
Suspended from 2 corners
- D4** 4 Mounting Points, Direct-Mount to Ceiling
Suspended from 4 corners
- C4** 4 Mounting Points, Center-Mount to Canopy
Suspended from 4 corners

POWER SUPPLY OPTIONS

R. REMOTE

STANDARD 120-277V INPUT - 2-WIRE/TRIAC/FORWARD PHASE/ELV

STANDARD 120-277V INPUT - 0-10V

LUTRON 120-277V INPUT - 3-WIRE (UPCHARGE)

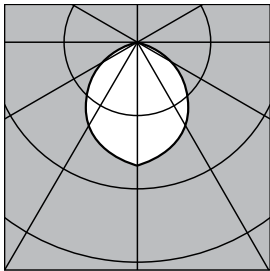
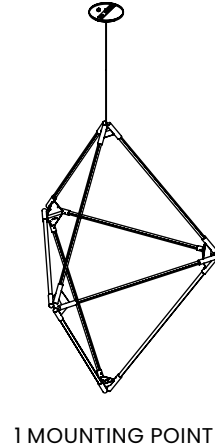
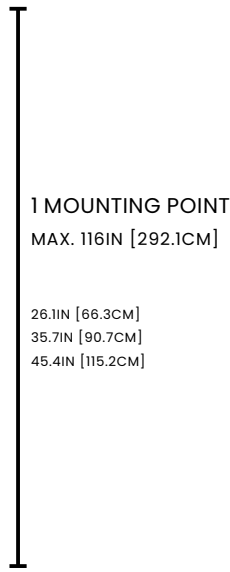
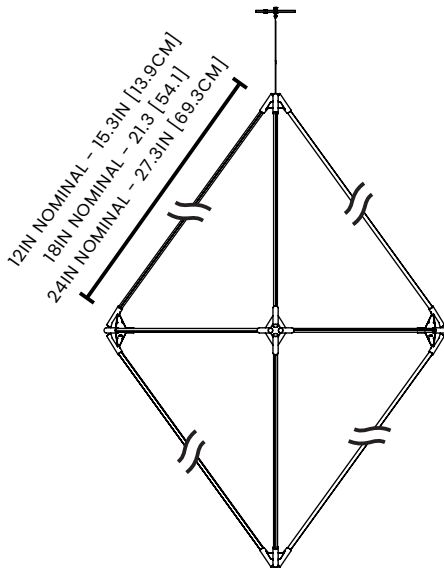
L. LOCAL

STANDARD 120-277V INPUT - TRIAC/0-10V/ELV DIMMING

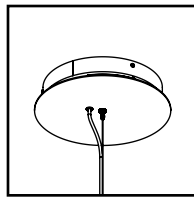
Our team will determine correct wattages for power supplies based on chosen configuration. Contact Juniper for custom requirements or further power supply specifications.

Project	Type
Notes	

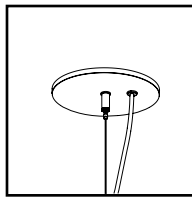
TECHNICAL | THIN Solids Diamond



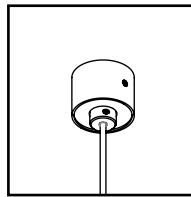
FROSTED LENS
 90° BEAM ANGLE



LOCAL CANOPY
 7IN DIA X 2IN OR
 12.5IN DIA X 2IN
 (FOR >54W)



JUNCTION BOX
 COVER PLATE
 5IN DIA X 0.5IN



MINI CANOPY
 (OPTIONAL)
 1.25IN DIA X
 1.125IN

ILLUMINATION

CRI 95+, R9 90+ standard
 2700K, 3000K, 3500K, 4000K options

12" segment 2700LM delivered/30.6W
18" segment 4050LM delivered/45.9W
24" segment 5400LM delivered/61.2W
 90LM/W
 50,000 hrs LED life L80

POWER

24VDC output Class 2 constant
 voltage power supply
 120VAC input voltage
 Contact Juniper for alternate inputs

FINISHES

Satin Brass, Black Oxide, Satin Nickel

MATERIALS

Solid brass, PMMA

DIMMING

2-Wire/TRIAC/Forward Phase
 0-10V
 3-Wire
 See Power Supply section for details
 Contact Juniper for alternate
 requirements

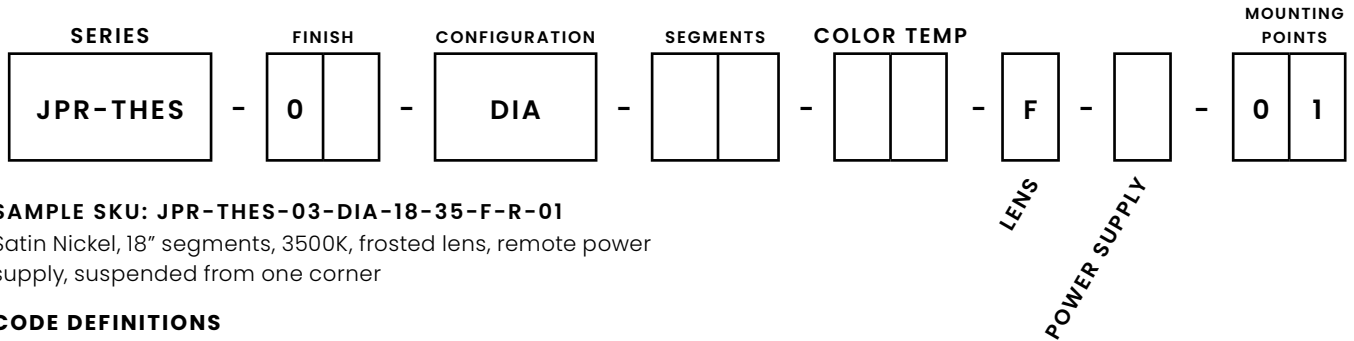
MOUNTING

(x1 or x3) 1/16" aircraft cables, field
 adjustable
 16ft Clear-jacketed 22AWG co-axial
 silver cord, field adjustable
 1, 2, or 4 mounting point options

SYSTEM RUN

Limited by power supply wattage

BUILD A SPECIFICATION | THIN Solids Diamond



SAMPLE SKU: JPR-THES-03-DIA-18-35-F-R-01
 Satin Nickel, 18" segments, 3500K, frosted lens, remote power supply, suspended from one corner

CODE DEFINITIONS

FINISHES



SEGMENTS

- 12** 12 inch - 2700LM delivered / 30.6W
- 18** 18 inch - 4050LM delivered / 45.9W
- 24** 24 inch - 5400LM delivered / 61.2W

Contact Juniper for custom segment lengths

COLOR TEMPERATURE

- 27** 2700K
- 30** 3000K
- 35** 3500K
- 40** 4000K

LENS

F Frosted - 90° beam angle

MOUNTING POINTS

01 1 Mounting Point
 Suspended from 1 corner

POWER SUPPLY OPTIONS

R. REMOTE

STANDARD 120-277V INPUT - 2-WIRE/TRIAC/FORWARD PHASE/ELV

STANDARD 120-277V INPUT - 0-10V

LUTRON 120V INPUT - TRIAC DIMMING (40W) (UPCHARGE)

LUTRON 120-277V INPUT - 3-WIRE (UPCHARGE)

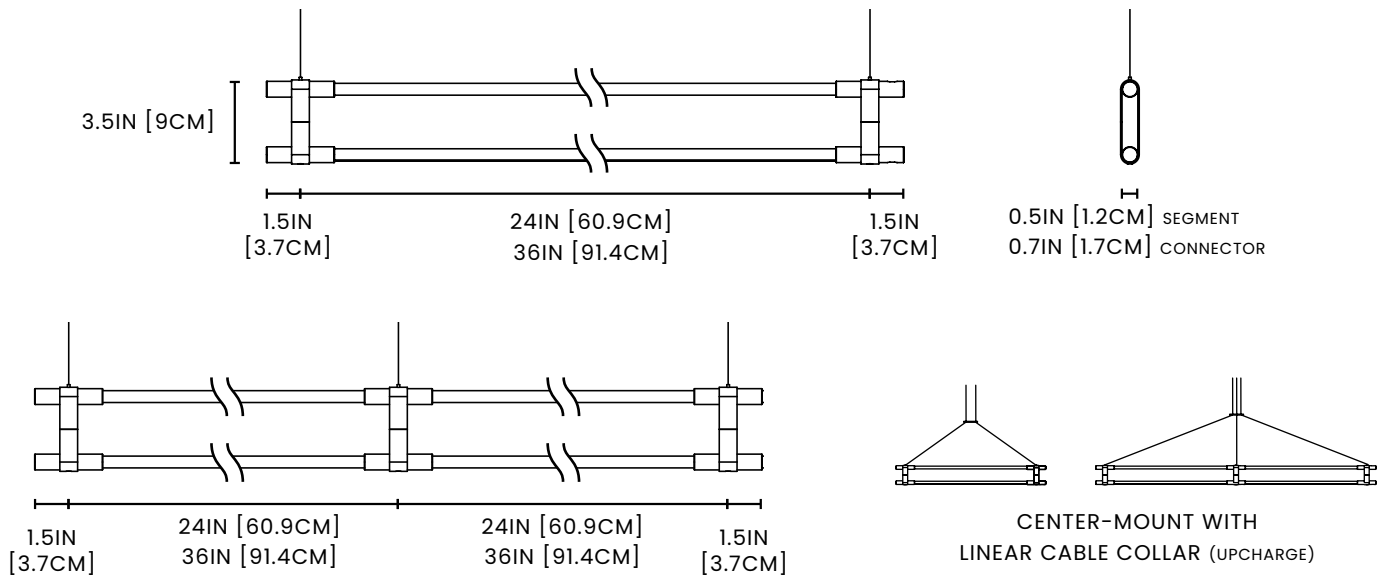
L. LOCAL

STANDARD 120-277V INPUT - TRIAC/0-10V/ELV DIMMING

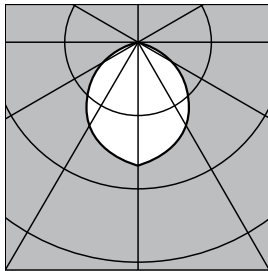
Our team will determine correct wattages for power supplies based on chosen configuration. Contact Juniper for custom requirements or further power supply specifications.

Project	Type
Notes	

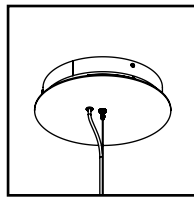
TECHNICAL | THIN Multiples Dyad (Vertical)



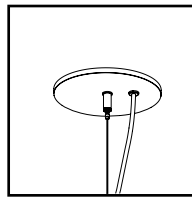
24IN AND 36IN LIGHT SEGMENTS MAY BE COMBINED IN THE SAME FIXTURE
 STANDARD MAX LENGTH PER FIXTURE IS (3) 36" LIGHT SEGMENTS 110.8IN [281.5CM]
 FOR LONGER RUNS, PLEASE CONTACT US



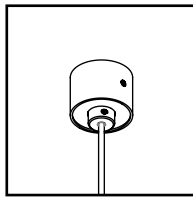
FROSTED LENS
 90° BEAM ANGLE



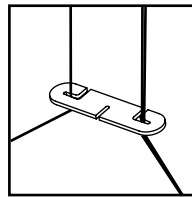
LOCAL CANOPY
 7IN DIA X 2IN OR
 12.5IN DIA X 2IN
 (FOR >54W)



JUNCTION BOX
 COVER PLATE
 5IN DIA X 0.5IN



MINI CANOPY
 (OPTIONAL)
 1.25IN DIA X
 1.125IN



CABLE COLLAR
 (OPTIONAL)
 3.25IN X 0.75IN

ILLUMINATION

CRI 95+, R9 90+ standard
 2700K, 3000K, 3500K, 4000K options

24" segment 1200LM delivered / 13.6W
36" segment 1840LM delivered / 19.2W
 90LM/W with clear acrylic lens
 50,000 hrs LED life L80

POWER

24VDC output Class 2 constant
 voltage power supply
 120VAC input voltage
 Contact Juniper for alternate inputs

FINISHES

Satin Brass, Black Oxide, Satin Nickel

MATERIALS

Solid brass, PMMA

DIMMING

2-Wire/TRIAC/Forward Phase
 0-10V
 3-Wire
 See Power Supply section for details
 Contact Juniper for alternate
 requirements

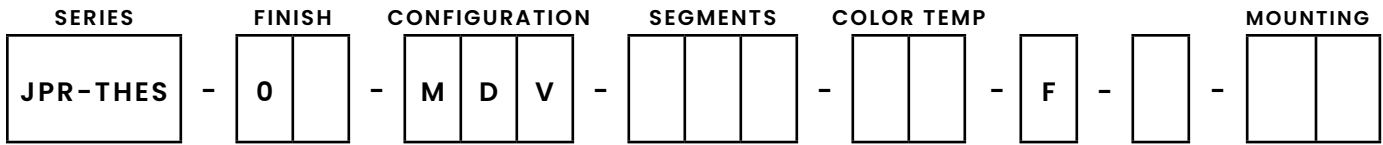
MOUNTING

10ft 1/16" aircraft cable, field
 adjustable
 16ft Clear-jacketed 22AWG co-axial
 silver cord, field adjustable
 Direct-mounting and center-
 mounting with Linear Cable Collar
 options available (for up to 2
 connected segments)

SYSTEM RUN

Limited by power supply wattage only

BUILD A SPECIFICATION | THIN Multiples Dyad (Vertical)



SAMPLE SKU: JPR-THES-01-MDV-333-30-F-R-DM
 Satin Brass, (3) 36" segments, 3000K, frosted lens, remote power supply, direct-mount to ceiling

CODE DEFINITIONS

FINISHES



01 Satin Brass **02** Black Oxide **03** Satin Nickel **40** Bronze

SEGMENTS

- 0** no segment
- 2** 24 inch segment - 1200LM delivered / 13.6W
- 3** 36 inch segment - 1840LM delivered / 19.2W

Each digit represents a single segment, e.g. 000023 is (1) 24" segment and (1) 36" segment. Contact Juniper for custom segment lengths.

COLOR TEMPERATURE

- 27** 2700K
- 30** 3000K
- 35** 3500K
- 40** 4000K

LENS

F Frosted - 90° beam angle

MOUNTING

- CX** Center-Mount to Canopy without Cable Collar
Includes corresponding canopy
- CC** Center-Mount to Canopy with Cable Collar (upcharge)
Includes corresponding canopy
- DM** Direct-Mount to Junction Box (Local or Remote)
Includes corresponding canopy for a single power cord with ceiling grippers for other mounting points
- MM** 2" Mini Mount | Direct-Mount to Ceiling (Remote Only)
Includes corresponding canopy for a single power cord with ceiling grippers for other mounting points

POWER SUPPLY OPTIONS

R. REMOTE

STANDARD 120-277V INPUT - 2-WIRE/TRIAC/FORWARD PHASE/ELV

STANDARD 120-277V INPUT - 0-10V

LUTRON 120V INPUT - TRIAC DIMMING (40W) (UPCHARGE)

LUTRON 120-277V INPUT - 3-WIRE (UPCHARGE)

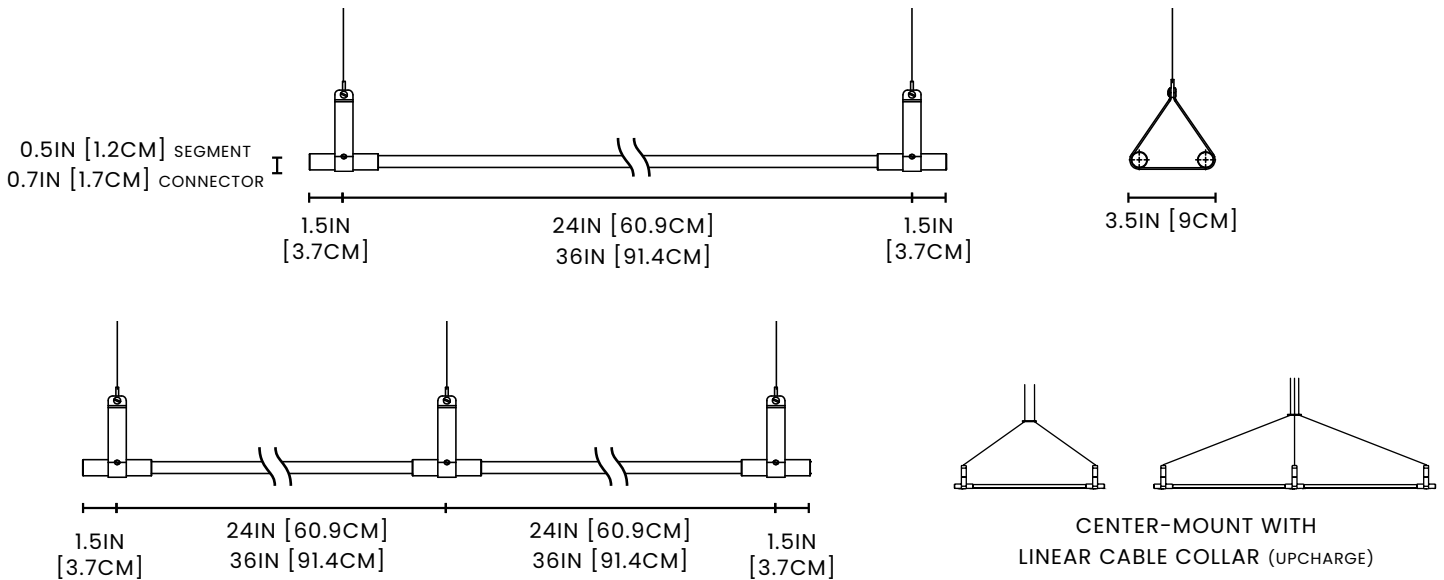
L. LOCAL

STANDARD 120-277V INPUT - TRIAC/0-10V/ELV DIMMING

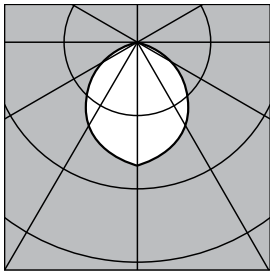
Our team will determine correct wattages for power supplies based on chosen configuration. Contact Juniper for custom requirements or further power supply specifications.

Project	Type
Notes	

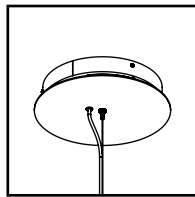
TECHNICAL | THIN Multiples Dyad (Horizontal)



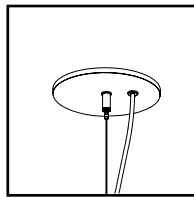
24IN AND 36IN LIGHT SEGMENTS MAY BE COMBINED IN THE SAME FIXTURE
STANDARD MAX LENGTH PER FIXTURE IS (3) 36" LIGHT SEGMENTS 110.8IN [281.5CM]
FOR LONGER RUNS, PLEASE CONTACT US



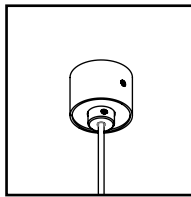
FROSTED LENS
90° BEAM ANGLE



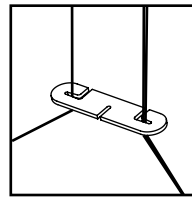
LOCAL CANOPY
7IN DIA X 2IN OR
12.5IN DIA X 2IN
(FOR >54W)



JUNCTION BOX
COVER PLATE
5IN DIA X 0.5IN



MINI CANOPY
(OPTIONAL)
1.25IN DIA X
1.125IN



CABLE COLLAR
(OPTIONAL)
3.25IN X 0.75IN

ILLUMINATION

CRI 95+, R9 90+ standard
2700K, 3000K, 3500K, 4000K options

24" segment 1200LM delivered / 13.6W
36" segment 1840LM delivered / 19.2W
90 LM/W with clear acrylic lens
50,000 hrs LED life L80

POWER

24VDC output Class 2 constant
voltage power supply
120VAC input voltage
Contact Juniper for alternate inputs

FINISHES

Satin Brass, Black Oxide, Satin Nickel

MATERIALS

Solid brass, PMMA

DIMMING

2-Wire/TRIAC/Forward Phase
0-10V
3-Wire
See Power Supply section for details
Contact Juniper for alternate
requirements

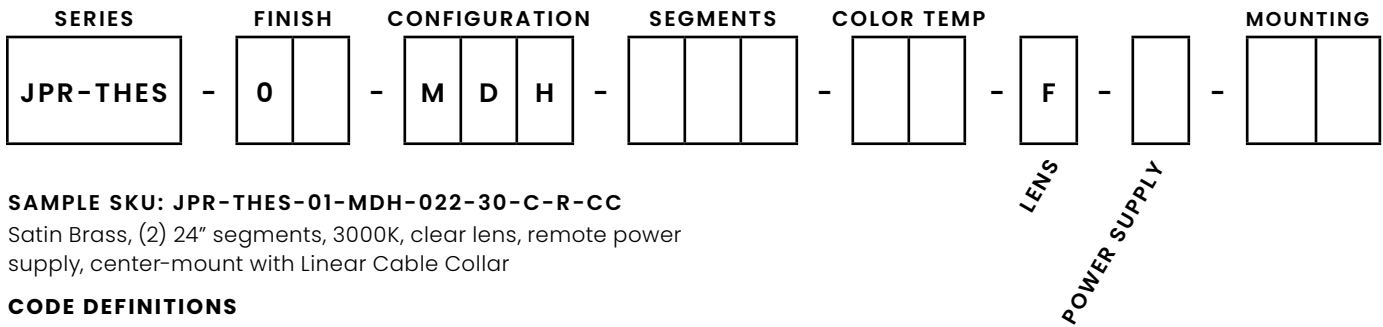
MOUNTING

10ft 1/16" aircraft cable, field
adjustable
16ft Clear-jacketed 22AWG co-axial
silver cord, field adjustable
Direct-mounting and center-
mounting with Linear Cable Collar
options available (for up to 2
connected segments)

SYSTEM RUN

Limited by power supply wattage only

BUILD A SPECIFICATION | THIN Multiples Dyad (Horizontal)



SAMPLE SKU: JPR-THES-01-MDH-022-30-C-R-CC
 Satin Brass, (2) 24" segments, 3000K, clear lens, remote power supply, center-mount with Linear Cable Collar

CODE DEFINITIONS

FINISHES



01 Satin Brass **02** Black Oxide **03** Satin Nickel **40** Bronze

SEGMENTS

- 0** no segment
- 2** 24 inch segment - 1200LM delivered / 13.6W
- 3** 36 inch segment - 1840LM delivered / 19.2W

Each digit represents a single segment, e.g. 000023 is (1) 24" segment and (1) 36" segment. Contact Juniper for custom segment lengths.

COLOR TEMPERATURE

- 27** 2700K
- 30** 3000K
- 35** 3500K
- 40** 4000K

LENS

- C** Clear - 40° beam angle
- F** Frosted - 90° beam angle

MOUNTING

- CX** Center-Mount to Canopy without Cable Collar
Includes corresponding canopy
- CC** Center-Mount to Canopy with Cable Collar (upcharge)
Includes corresponding canopy
- DM** Direct-Mount to Junction Box (Local or Remote)
Includes corresponding canopy for a single power cord with ceiling grippers for other mounting points
- MM** 2" Mini Mount | Direct-Mount to Ceiling (Remote Only)
Includes corresponding canopy for a single power cord with ceiling grippers for other mounting points

POWER SUPPLY OPTIONS

R. REMOTE

STANDARD 120-277V INPUT - 2-WIRE/TRIAC/FORWARD PHASE/ELV

STANDARD 120-277V INPUT - 0-10V

LUTRON 120V INPUT - TRIAC DIMMING (40W) (UPCHARGE)

LUTRON 120-277V INPUT - 3-WIRE (UPCHARGE)

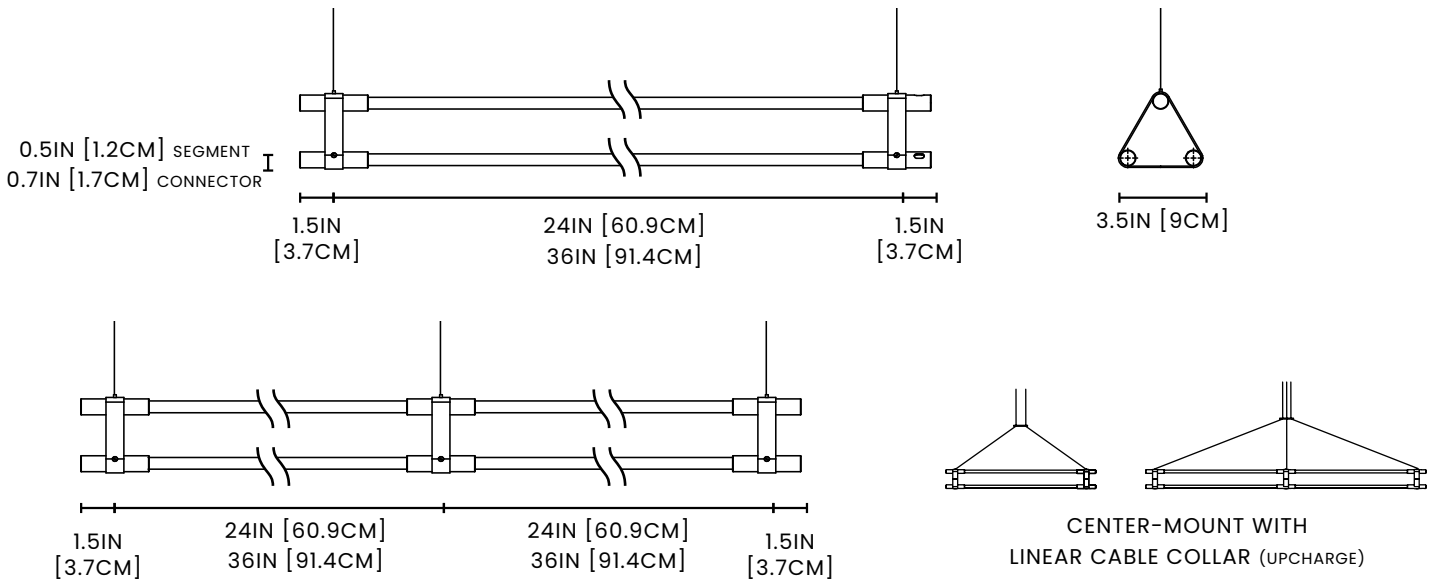
L. LOCAL

STANDARD 120-277V INPUT - TRIAC/0-10V/ELV DIMMING

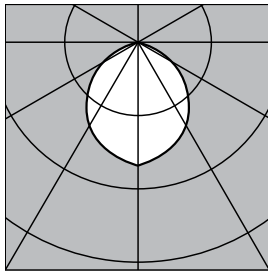
Our team will determine correct wattages for power supplies based on chosen configuration. Contact Juniper for custom requirements or further power supply specifications.

Project	Type
Notes	

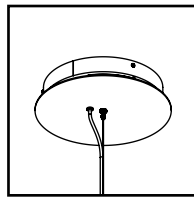
TECHNICAL | THIN Multiples Triad



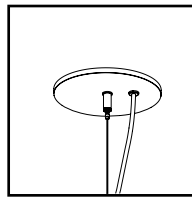
24IN AND 36IN LIGHT SEGMENTS MAY BE COMBINED IN THE SAME FIXTURE.
STANDARD MAX LENGTH PER FIXTURE IS (2) 36" LIGHT SEGMENTS 75IN [190.5CM]
FOR LONGER RUNS, PLEASE CONTACT US



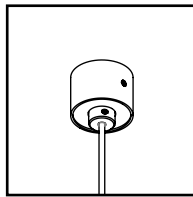
FROSTED LENS
90° BEAM ANGLE



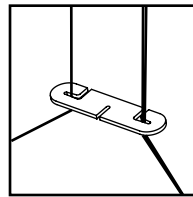
LOCAL CANOPY
7IN DIA X 2IN OR
12.5IN DIA X 2IN
(FOR >54W)



JUNCTION BOX
COVER PLATE
5IN DIA X 0.5IN



MINI CANOPY
(OPTIONAL)
1.25IN DIA X
1.125IN



CABLE COLLAR
(OPTIONAL)
3.25IN X 0.75IN

ILLUMINATION

CRI 95+, R9 90+ standard
2700K, 3000K, 3500K, 4000K options

24" segment 1800LM delivered / 20.4W
36" segment 2760LM delivered / 28.8W
90LM/W
50,000 hrs LED life L80

POWER

24VDC output Class 2 constant
voltage power supply
120VAC input voltage
Contact Juniper for alternate inputs

FINISHES

Satin Brass, Black Oxide, Satin Nickel

MATERIALS

Solid brass, PMMA

DIMMING

2-Wire/TRIAC/Forward Phase
0-10V
3-Wire
See Power Supply section for details
Contact Juniper for alternate
requirements

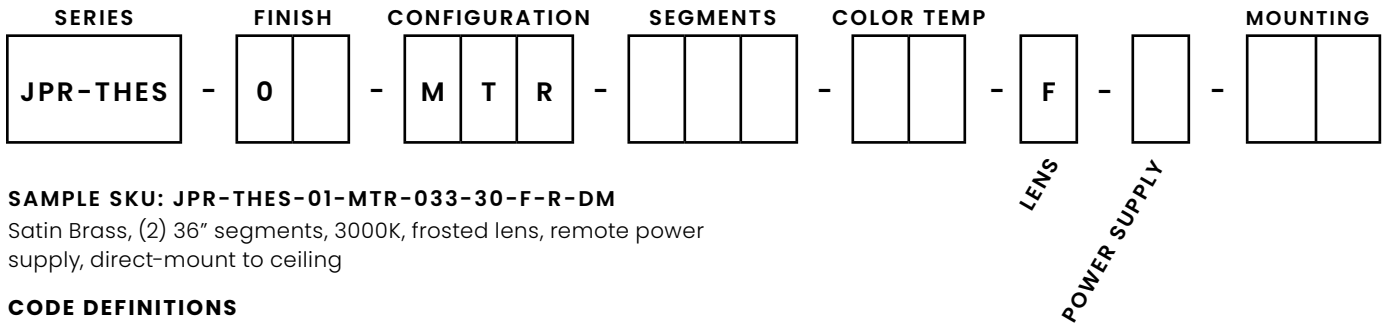
MOUNTING

10ft 1/16" aircraft cable, field
adjustable
16ft Clear-jacketed 22AWG co-axial
silver cord, field adjustable
Direct-mounting and center-
mounting with Linear Cable Collar
options available (for up to 2
connected segments)

SYSTEM RUN

Limited by power supply wattage only

BUILD A SPECIFICATION | THIN Multiples Triad



SAMPLE SKU: JPR-THES-01-MTR-033-30-F-R-DM
 Satin Brass, (2) 36" segments, 3000K, frosted lens, remote power supply, direct-mount to ceiling

CODE DEFINITIONS

FINISHES



01 Satin Brass **02** Black Oxide **03** Satin Nickel **40** Bronze

SEGMENTS

- 0** no segment
- 2** 24 inch segment - 1800LM delivered / 20.4W
- 3** 36 inch segment - 2760LM delivered / 28.8W

Each digit represents a single segment, e.g. 000023 is (1) 24" segment and (1) 36" segment. Contact Juniper for custom segment lengths.

COLOR TEMPERATURE

- 27** 2700K
- 30** 3000K
- 35** 3500K
- 40** 4000K

LENS

F Frosted - 90° beam angle

MOUNTING

- CX** Center-Mount to Canopy without Cable Collar
Includes corresponding canopy
- CC** Center-Mount to Canopy with Cable Collar (upcharge)
Includes corresponding canopy
- DM** Direct-Mount to Junction Box (Local or Remote)
Includes corresponding canopy for a single power cord with ceiling grippers for other mounting points
- MM** 2" Mini Mount | Direct-Mount to Ceiling (Remote Only)
Includes corresponding canopy for a single power cord with ceiling grippers for other mounting points

POWER SUPPLY OPTIONS

R. REMOTE

STANDARD 120-277V INPUT - 2-WIRE/TRIAC/FORWARD PHASE/ELV

STANDARD 120-277V INPUT - 0-10V

LUTRON 120V INPUT - TRIAC DIMMING (40W) (UPCHARGE)

LUTRON 120-277V INPUT - 3-WIRE (UPCHARGE)

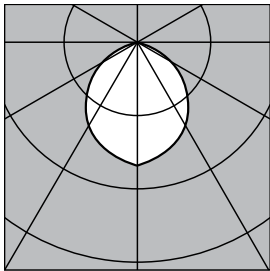
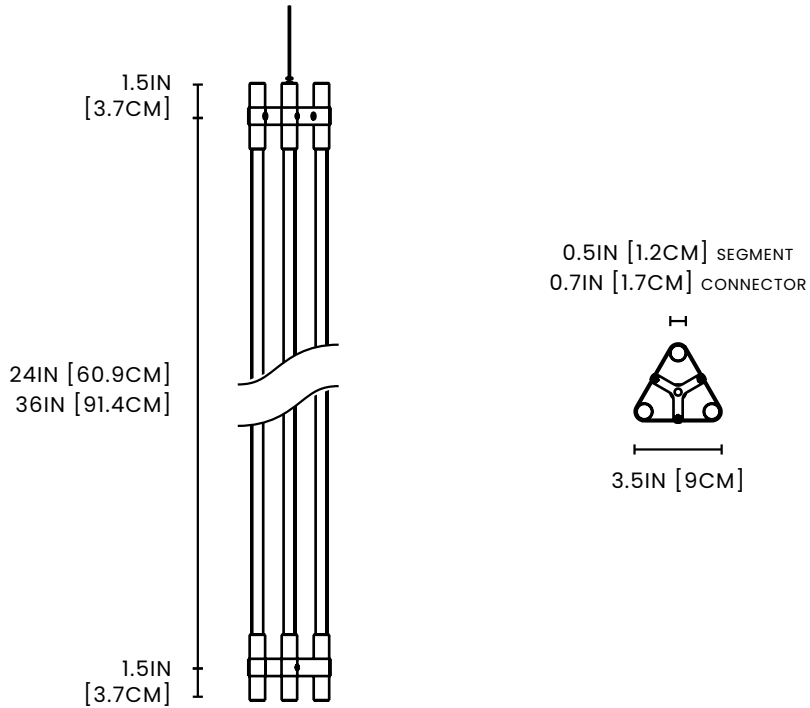
L. LOCAL

STANDARD 120-277V INPUT - TRIAC/0-10V/ELV DIMMING

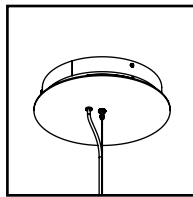
Our team will determine correct wattages for power supplies based on chosen configuration. Contact Juniper for custom requirements or further power supply specifications.

Project	Type
Notes	

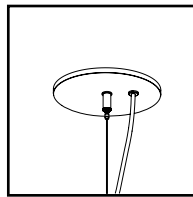
TECHNICAL | THIN Multiples Vertical Suspension Triad



FROSTED LENS
90° BEAM ANGLE



LOCAL CANOPY
7IN DIA X 2IN



JUNCTION BOX
COVER PLATE
5IN DIA X 0.5IN

ILLUMINATION

CRI 95+, R9 90+ standard
2700K, 3000K, 3500K, 4000K options

24" segment 1800LM delivered / 20.4W
36" segment 2760LM delivered / 28.8W
90LM/W
50,000 hrs LED life L80

POWER

24VDC output Class 2 constant
voltage power supply
120VAC input voltage
Contact Juniper for alternate inputs

FINISHES

Satin Brass, Black Oxide, Satin Nickel

MATERIALS

Solid brass, PMMA

DIMMING

2-Wire/TRIAC/Forward Phase
0-10V
3-Wire
See Power Supply section for details
Contact Juniper for alternate
requirements

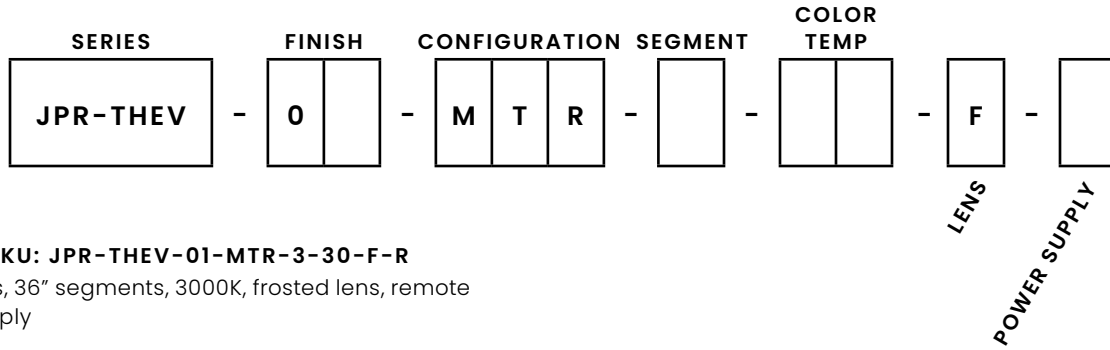
MOUNTING

10ft 1/16" aircraft cable, field
adjustable
16ft Clear-jacketed 22AWG co-axial
silver cord, field adjustable

SYSTEM RUN

Limited to one section per fixture

BUILD A SPECIFICATION | THIN Multiples Vertical Suspension Triad



SAMPLE SKU: JPR-THEV-01-MTR-3-30-F-R
 Satin Brass, 36" segments, 3000K, frosted lens, remote power supply

CODE DEFINITIONS

FINISHES



01 Satin Brass **02** Black Oxide **03** Satin Nickel **40** Bronze

SEGMENTS

2 24 inch segment - 1800LM delivered / 20.4W
3 36 inch segment - 2760LM delivered / 28.8W
 Note: the chosen digit will reflect the length of all segments in this fixture. e.g. 2 represents all segments as 24 inches.
 Contact Juniper for custom segment lengths

COLOR TEMPERATURE

27 2700K
30 3000K
35 3500K
40 4000K

LENS

F Frosted - 90° beam angle

POWER SUPPLY OPTIONS

R. REMOTE

- STANDARD 120-277V INPUT - 2-WIRE/TRIAC/FORWARD PHASE/ELV
- STANDARD 120-277V INPUT - 0-10V
- LUTRON 120V INPUT - TRIAC DIMMING (40W) (UPCHARGE)
- LUTRON 120-277V INPUT - 3-WIRE (UPCHARGE)

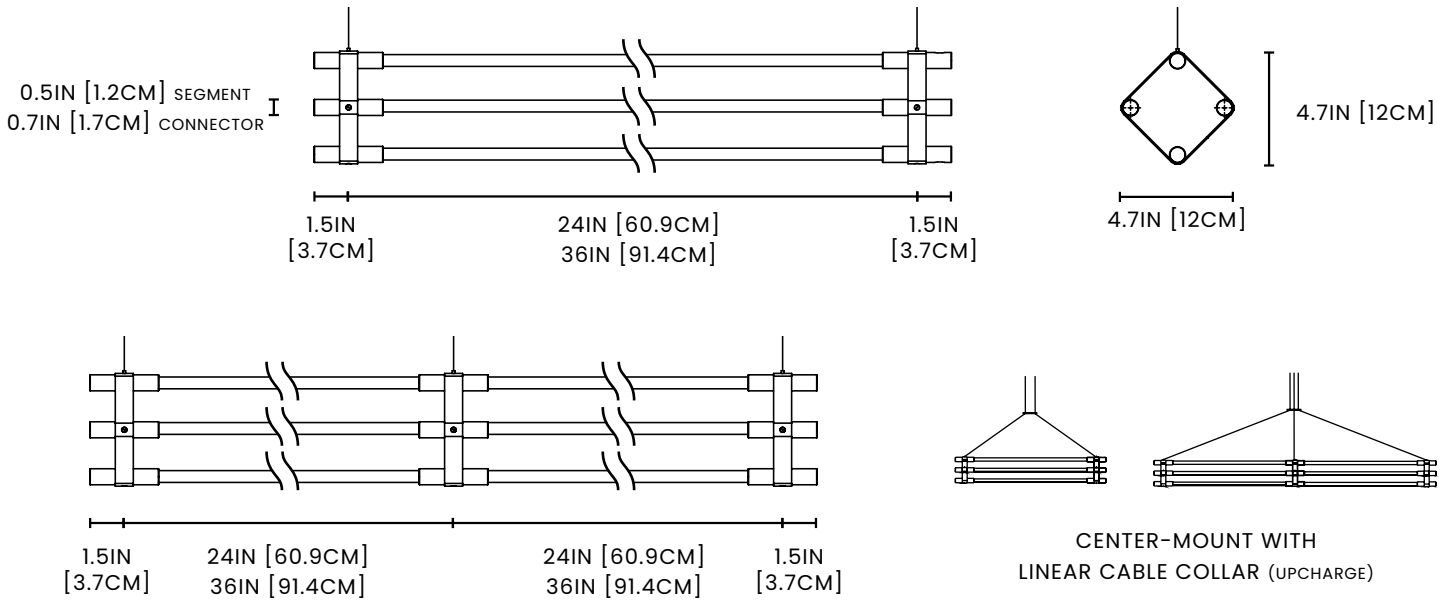
L. LOCAL

- STANDARD 120-277V INPUT - TRIAC/0-10V/ELV DIMMING

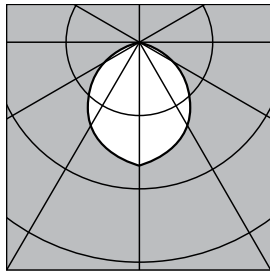
Our team will determine correct wattages for power supplies based on chosen configuration. Contact Juniper for custom requirements or further power supply specifications.

Project	Type
Notes	

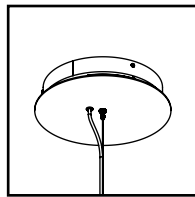
TECHNICAL | THIN Multiples Tetrads



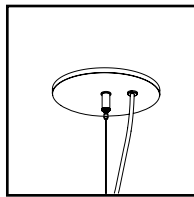
24IN AND 36IN LIGHT SEGMENTS MAY BE COMBINED IN THE SAME FIXTURE.
STANDARD MAX LENGTH PER FIXTURE IS (2) 36" LIGHT SEGMENTS 75IN [190.5CM]
FOR LONGER RUNS, PLEASE CONTACT US



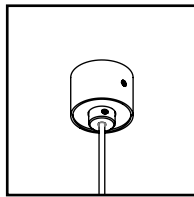
FROSTED LENS
90° BEAM ANGLE



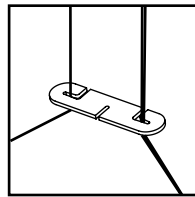
LOCAL CANOPY
7IN DIA X 2IN OR
12.5IN DIA X 2IN
(FOR >54W)



JUNCTION BOX
COVER PLATE
5IN DIA X 0.5IN



MINI CANOPY
(OPTIONAL)
1.25IN DIA X
1.125IN



CABLE COLLAR
(OPTIONAL)
3.25IN X 0.75IN

ILLUMINATION

CRI 95+, R9 90+ standard
2700K, 3000K, 3500K, 4000K options

24" segment 2400LM delivered/27.2W
36" segment 3680LM delivered/38.4W
90 LM/W
50,000 hrs LED life L80

POWER

24VDC output Class 2 constant
voltage power supply
120VAC input voltage
Contact Juniper for alternate inputs

FINISHES

Satin Brass, Black Oxide, Satin Nickel

MATERIALS

Solid brass, PMMA

DIMMING

2-Wire/TRIAC/Forward Phase
0-10V
3-Wire
See Power Supply section for details
Contact Juniper for alternate
requirements

MOUNTING

10ft 1/16" aircraft cable, field
adjustable
16ft Clear-jacketed 22AWG co-axial
silver cord, field adjustable
Direct-mounting and center-
mounting with Linear Cable Collar
options available (for up to 2
connected segments)

SYSTEM RUN

Limited by power supply wattage only

BUILD A SPECIFICATION | THIN Multiples Tetrad

SERIES	FINISH	CONFIGURATION	SEGMENTS	COLOR TEMP	LENS	POWER SUPPLY	MOUNTING
JPR-THES	0	M T E			F		

SAMPLE SKU: JPR-THES-01-MTE-003-30-F-R-DM
 Satin Brass, (1) 36" segment, 3000K, frosted lens, remote power supply, direct-mount to ceiling

CODE DEFINITIONS

FINISHES



01 Satin Brass **02** Black Oxide **03** Satin Nickel **40** Bronze

SEGMENTS

- 0** no segment
- 2** 24 inch segment - 2400LM delivered / 27.2W
- 3** 36 inch segment - 3680LM delivered / 38.4W

Each digit represents a single segment, e.g. 000023 is (1) 24" segment and (1) 36" segment. Contact Juniper for custom segment lengths.

COLOR TEMPERATURE

- 27** 2700K
- 30** 3000K
- 35** 3500K
- 40** 4000K

LENS

F Frosted - 90° beam angle

MOUNTING

- CX** Center-Mount to Canopy without Cable Collar
Includes corresponding canopy
- CC** Center-Mount to Canopy with Cable Collar (upcharge)
Includes corresponding canopy
- DM** Direct-Mount to Junction Box (Local or Remote)
Includes corresponding canopy for a single power cord with ceiling grippers for other mounting points
- MM** 2" Mini Mount | Direct-Mount to Ceiling (Remote Only)
Includes corresponding canopy for a single power cord with ceiling grippers for other mounting points

POWER SUPPLY OPTIONS

R. REMOTE

STANDARD 120-277V INPUT - 2-WIRE/TRIAC/FORWARD PHASE/ELV

STANDARD 120-277V INPUT - 0-10V

LUTRON 120V INPUT - TRIAC DIMMING (40W) (UPCHARGE)

LUTRON 120-277V INPUT - 3-WIRE (UPCHARGE)

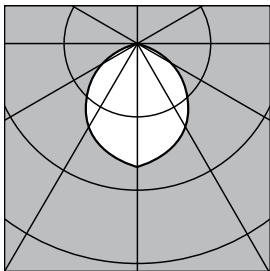
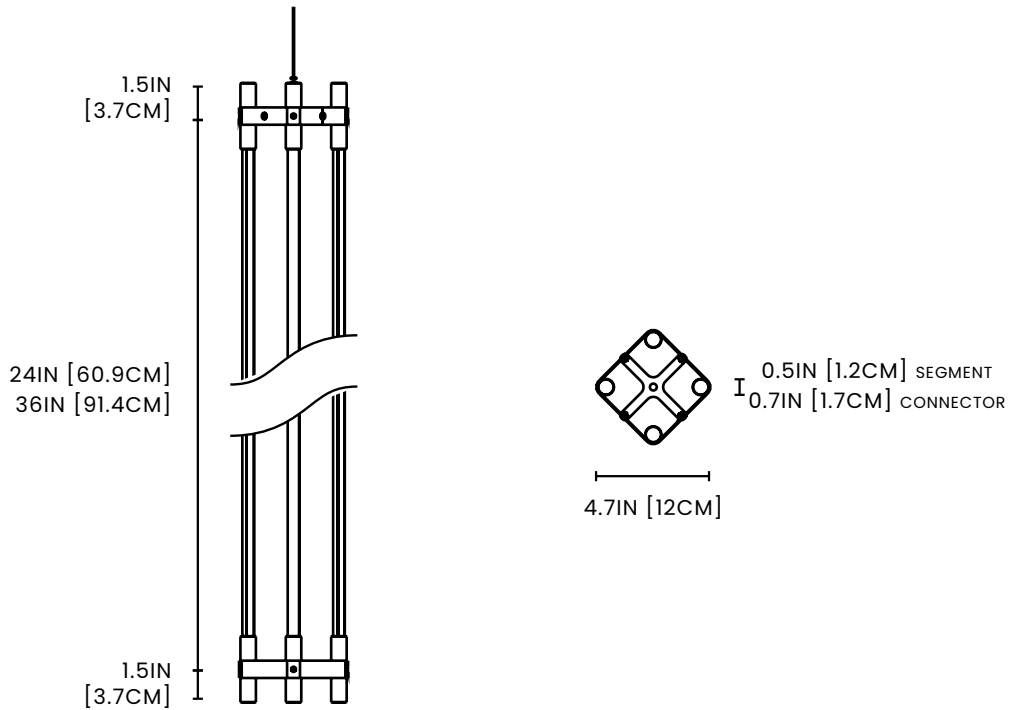
L. LOCAL

STANDARD 120-277V INPUT - TRIAC/0-10V/ELV DIMMING

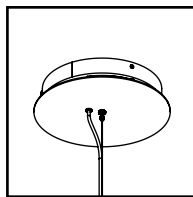
Our team will determine correct wattages for power supplies based on chosen configuration. Contact Juniper for custom requirements or further power supply specifications.

Project	Type
Notes	

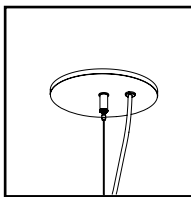
TECHNICAL | THIN Multiples Vertical Suspension Tetrad



FROSTED LENS
90° BEAM ANGLE



LOCAL CANOPY
7IN DIA X 2IN



JUNCTION BOX
COVER PLATE
5IN DIA X 0.5IN

ILLUMINATION

CRI 95+, R9 90+ standard
2700K, 3000K, 3500K, 4000K options

24" segment 2400LM delivered/27.2W
36" segment 3680LM delivered/38.4W
90 LM/W
50,000 hrs LED life L80

POWER

24VDC output Class 2 constant
voltage power supply
120VAC input voltage
Contact Juniper for alternate inputs

FINISHES

Satin Brass, Black Oxide, Satin Nickel

MATERIALS

Solid brass, PMMA

DIMMING

2-Wire/TRIAC/Forward Phase
0-10V
3-Wire
See Power Supply section for details
Contact Juniper for alternate
requirements

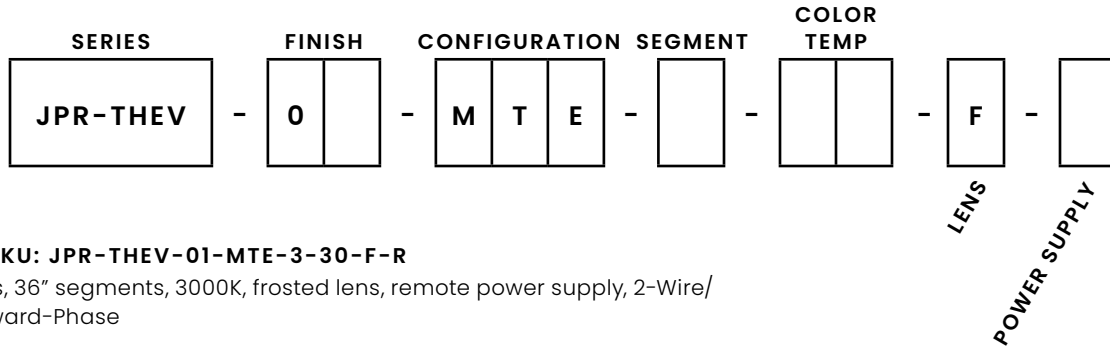
MOUNTING

10ft 1/16" aircraft cable, field
adjustable
16ft Clear-jacketed 22AWG co-axial
silver cord, field adjustable

SYSTEM RUN

Limited to one section per fixture

BUILD A SPECIFICATION | THIN Multiples Vertical Suspension



SAMPLE SKU: JPR-THEV-01-MTE-3-30-F-R
 Satin Brass, 36" segments, 3000K, frosted lens, remote power supply, 2-Wire/
 TRIAC/Forward-Phase

CODE DEFINITIONS

FINISHES



01 Satin Brass **02** Black Oxide **03** Satin Nickel **40** Bronze

SEGMENTS

2 24 inch segment - 2400LM delivered / 27.2W
3 36 inch segment - 3680LM delivered / 38.4W
 Note: the chosen digit will reflect the length of all segments in this fixture. e.g. 2 represents all segments as 24 inches.
 Contact Juniper for custom segment lengths

COLOR TEMPERATURE

- 27** 2700K
- 30** 3000K
- 35** 3500K
- 40** 4000K

LENS

F Frosted - 90° beam angle

POWER SUPPLY OPTIONS

R. REMOTE

- STANDARD 120-277V INPUT - 2-WIRE/TRIAC/FORWARD PHASE/ELV
- STANDARD 120-277V INPUT - 0-10V
- LUTRON 120V INPUT - TRIAC DIMMING (40W) (UPCHARGE)
- LUTRON 120-277V INPUT - 3-WIRE (UPCHARGE)

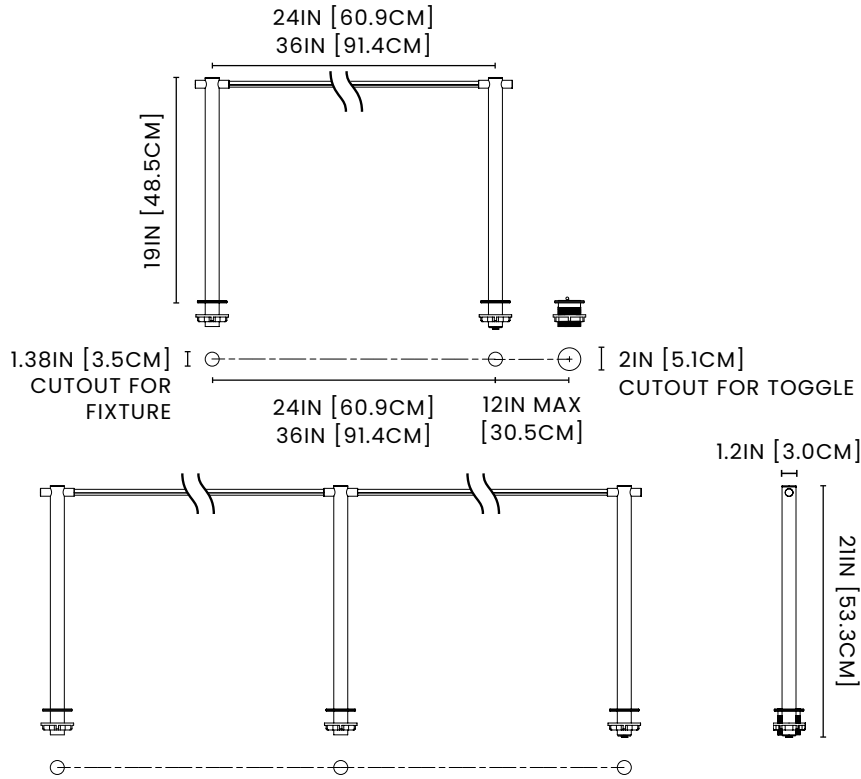
L. LOCAL

- STANDARD 120-277V INPUT - TRIAC/0-10V/ELV DIMMING

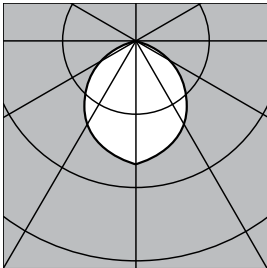
Our team will determine correct wattages for power supplies based on chosen configuration. Contact Juniper for custom requirements or further power supply specifications.

Project	Type
Notes	

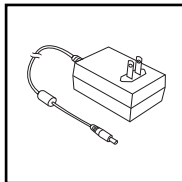
TECHNICAL | THIN Shared Task Lamp



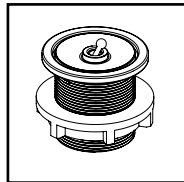
LIGHT SEGMENTS MAY BE COMBINED IN THE SAME FIXTURE
 STANDARD MAX LENGTH PER FIXTURE IS (3) 24" LIGHT SEGMENTS 75IN [190.5CM]
FOR LONGER RUNS, PLEASE CONTACT US



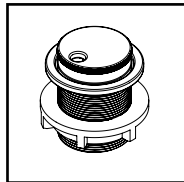
FROSTED LENS
 90° BEAM ANGLE



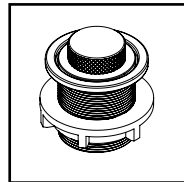
PLUG-IN POWER SUPPLY



GROUND CONTROL TOGGLE SWITCH
 INSET SWITCH, 2.5IN X 2.5IN



GROUND CONTROL DIMMER DIAL
 INSET DIMMER, 2.5IN X 2.5IN



GROUND CONTROL DIMMER KNOB
 INSET DIMMER, 2.5IN X 2.5IN

ILLUMINATION

CRI 95+, R9 90+ standard
 2700K, 3000K, 3500K, 4000K options

24" segment 600LM delivered / 6.8W
36" segment 920LM delivered / 9.6W
 90LM/W
 50,000 hrs LED life L80

POWER

100-120VAC Input Voltage
 24VDC Class 2 Constant Voltage
 Contact Juniper for alternate inputs

FINISHES

Satin Brass, Black Oxide, Satin Nickel

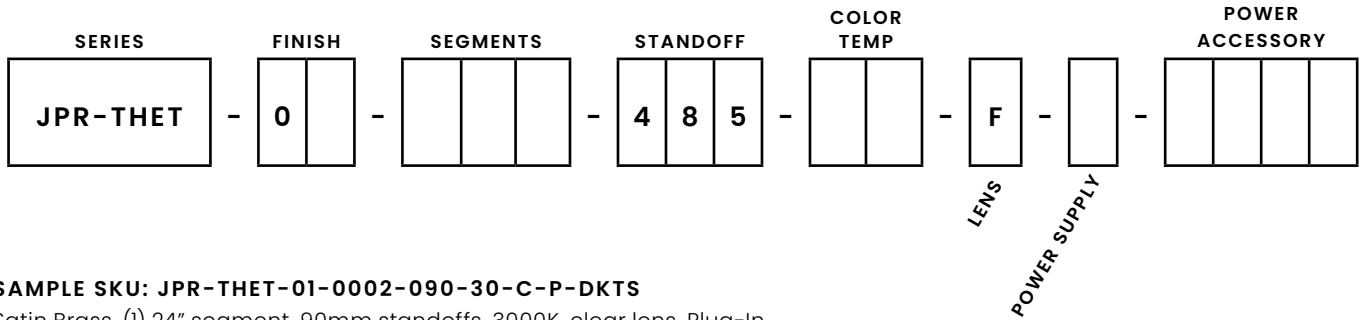
MATERIALS

Solid brass, PMMA

SYSTEM RUN

Limited by power supply wattage only

BUILD A SPECIFICATION | THIN Shared Task Lamp



SAMPLE SKU: JPR-THET-01-0002-090-30-C-P-DKTS
 Satin Brass, (1) 24" segment, 90mm standoffs, 3000K, clear lens, Plug-In power supply, controlled by Ground Control Toggle Switch

CODE DEFINITIONS

FINISHES



01 Satin Brass **02** Black Oxide **03** Satin Nickel **40** Bronze

SEGMENTS

- 0** no segment
 - 2** 24 inch segment - 600LM delivered / 6.8W
 - 3** 36 inch segment - 3680LM delivered / 9.6W
- note:* each digit represents a single segment, e.g. 0022 is (2) 24" segments
- Contact Juniper for custom segment lengths

STANDOFF LENGTH

485 485mm Standoffs

COLOR TEMPERATURE

- 27** 2700K
- 30** 3000K
- 35** 3500K
- 40** 4000K

LENS

F Frosted - 90° beam angle

POWER SUPPLY

- P. PLUG-IN
- 24VDC, 1.67A POWER SUPPLY
- 3 meters of cord included

Contact Juniper for alternate dimming requirements

POWER ACCESSORY

- DKTS** Ground Control Toggle Switch
- DKDK** Ground Control Dimmer Knob
- DKDD** Ground Control Dimmer Dial

*Brass Unifying Plate sold separately.

Project	Type
Notes	

FREQUENTLY ASKED QUESTIONS

Are there more custom options than what is listed in this product guide?

Our products have the ability to be customized to fit any setting or electrical need. If you have requests outside the product specifications or need to adjust the product for compatibility with your space, please contact us.

Do you offer trade discounts?

We are proud to support the industry by offering trade discounts to professionals. Visit our website to apply for the Trade Program. Once you are approved, you'll receive our standard trade discount with volume pricing options.

Do you have a showroom?

Yes! Our showroom is located in Soho, New York on Crosby and Howard Street. We ask that you call 347-799-2915 to schedule an appointment in advance. One of our sales representatives will guide you through our product line and answer your questions.

How do I get my order as quickly as possible?

Our products are meticulously crafted. Lead times can vary depending on the product ordered and production

1. Place your order quickly.

To ensure that you will receive fixtures within your project's time constraints, we encourage placing your order at least 6-8 weeks prior to installation date.

2. Put a 50% deposit down, or pay in full.

Our policy to begin production starts with a 50% deposit. Fixtures will be shipped after the payment balance has been received.

3. Stay in touch with us.

Should there be any changes to our production schedule or any early shipments, you will be contacted by Juniper as a standard practice. Make sure our emails don't get tucked away in a SPAM folder in case we're trying to reach you, or save our number in your contacts to know when we're calling!

How do I contact Juniper?

Our hours are 9AM - 5PM EST, Monday - Friday. We can be reached through the email address or phone number seen at the bottom of this page. Emails are usually addressed within 24 hours.

Where can I find more information on orders, returns, and shipping inquiries?

Our Terms & Conditions can be found [here](#) on our website. Our terms include information on placing orders, returns, pricing, payment, repair policies, and more.

CARE INSTRUCTIONS

Like other natural metals, brass will patina over time, with the natural yellow hues intensifying over time. Juniper protects its brass with a mild matte lacquer to delay coloration of the metal, and to protect it from exposure to humidity and natural oils.

In order to remove dirt, dust and fingerprints; gently wipe the lamp with a damp cloth.

Do not use any chemical cleaning solutions; especially those containing ammonia, as this will damage the surface finish of the brass. Do not use vinegar.

Do not drop or apply excessive force on any part or joint of the lamp.

Do not attempt to disassemble or modify it in any way except for recycling.

Do not use the lamp for any purpose other than its intended use.

Use indoors only.

Please contact us should the lamp not operate as described, and we will be happy to assist you.

WWW.JUNIPER-DESIGN.COM

1 CROSBY STREET | 157 WATER STREET
NEW YORK, NY 10012 | SOUTHINGTON, CT 06489

+1-347-799-2915
INFO@JUNIPER-DESIGN.COM



@JUNIPERDESIGNNY

ALL RIGHTS RESERVED
© 2022 JUNIPER DESIGN GROUP INC.