



Struttura: in legno multistrato. Preparazione della struttura sedile in poliuretano espanso ad alta resilienza composto da numerosi strati di quote differenziate. Inserto centrale formato da molle d'acciaio insacchettate che garantiscono l'indeformabilità della seduta e un maggiore comfort. Lo strato superiore della seduta è formato da singole fasce sagomate ad alta componente elastica che, aggregate allo strato inferiore, garantiscono un migliore comfort nel tempo. La struttura sedile è rivestita con trapuntino di fibra termolegata traspirante accoppiata con tela di cotone bianca anallergica che conferisce morbidezza. Preparazione della struttura braccioli e schienali in poliuretano espanso a quote differenziate ad alta densità rivestiti successivamente con trapuntino di fibra di poliestere termolegata traspirante, accoppiata con tela cotone bianca anallergica. Il trapuntino include al suo interno una sacca imbottita di microfibra siliconata - con basso coefficiente di attrito - che si adatta completamente alla struttura; tale imbottitura, con elevate caratteristiche di morbidezza e sofficià, è ottenuta da PET 100% riciclato certificato. Tutti i materiali impiegati per realizzare il trapuntino sono anallergici. La fodera del sedile prevede una trapuntatura realizzata grazie ad un ricamo che accoppia, la fibra termolegata di forte spessore con la tela di cotone bianco, alla fodera. **Cuscineria:** imbottitura cuscini schienali in microfibra siliconata - con basso coefficiente di attrito - che consente una migliore distribuzione del peso del corpo sulla superficie d'appoggio garantendo un notevole comfort. Inserto centrale in poliuretano espanso, ad esclusione dei cuscini optional. **Sfoderabilità:** cuscini schienali completamente sfoderabili in tutte le versioni. Rivestimento della struttura, in tessuto o pelle, completamente sfoderabile rimuovendo la base perimetrale in metallo. **Base:** cornice perimetrale e piedini per appoggio a terra in metallo con finitura Cromo oppure verniciato lucido anti-touch color Bronzo. Scivolante protettivo in SEBS (gomma morbida antigraffio e antimacchia oilfree) nel colore Peltro o Bronzo, in abbinamento alla finitura dei piedini. *Per agevolare la rimozione del rivestimento e la consegna, i braccioli sono sfilabili dalla base tramite un sistema di innesto e sgancio rapido. Prima, rimuovere le viti dalla base e dai piedini.*

Structure: in plywood. The seat structure is made of many layers of variable-density, high resilience polyurethane foam. A core insert made of steel pocket springs ensures non-deformability of the seat and greater comfort. The upper layer of the seat is made of individual high-elastic-content contoured webbing which, combined with the lower layer, ensures greater comfort over time. The seat structure is encased in breathable heat-bonded quilted fibre laminated to white hypoallergenic cotton fabric for added softness. The armrest and backrest structures are covered in high-resilience, variable-density polyurethane foam, then encased in breathable heat-bonded polyester quilted fibre laminated to hypoallergenic white cotton fabric. Inside the quilt is a bag padded with siliconised microfibre - with low coefficient of friction - which completely conforms to the structure; this very soft, fluffy padding is obtained from certified 100% recycled PET. All of the materials employed in manufacturing the quilt are hypoallergenic. Embroidered quilting on the seat upholstery joins the thick heat-bonded fibre, encased in white cotton fabric, to the upholstery. **Cushions:** padding for backrest cushions in siliconised microfibre - with low coefficient of friction - allows optimal distribution of body weight over the support surface, to ensure outstanding comfort. Optional cushions do not contain the core insert in polyurethane foam. **Covers:** upholstery for backrest cushions is completely removable in all versions. Structure coverings in fabric and leather are completely removable after the metal perimeter base has been detached. **Base:** perimeter frame and feet in metal with chrome finish or varnished polished anti-fingerprint Bronze colour finish. Protective SEBS glides (soft, scratch-proof, oil-free, non-staining) in Pewter or Bronze colour to match the finish of the feet. *To facilitate the removal of the upholstery and delivery, the armrests can be detached from the base by means of a quick coupling and uncoupling system. First, remove the screws from the base and the feet.*

Struktur: Aus Sperrholz. Polsterung des Gestells aus hochwiderstandsfähigem PU-Schaum, der aus zahlreichen Schichten mit differenzierter Dichte besteht. Zentraler Einsatz aus Taschenfederkernen aus Stahl, die für die Formbeständigkeit der Sitzfläche und einen höheren Sitzkomfort garantieren. Die obere Lage der Sitzfläche besteht aus einzelnen geformten Teilstücken mit einem hohen elastischen Anteil und garantiert in Kombination mit der unteren Lage für einen höheren Sitzkomfort auf lange Sicht. Das Gestell der Sitzfläche ist mit einer gesteppten Polsterung aus atmungsaktiver thermofixierter Faser mit Bezug aus weißer, antiallergischer Baumwolle bezogen, die für einen angenehm weichen Sitzkomfort garantiert. Polsterung vom Gestell der Armlehnen und Rückenlehnen aus PU-Schaum mit differenzierter, hoher Dichte und zusätzlicher gesteppter Polsterung aus atmungsaktiver thermofixierter Polyesterfaser mit Bezug aus weißer, antiallergischer Baumwolle. In der gesteppten Polsterung befindet sich eine Tasche mit Füllung aus silikonbeschichteter Mikrofaser mit geringem Reibungswiderstand, die sich vollständig an das Gestell anpasst. Diese Polsterung ist besonders weich und flauschig und besteht aus zertifiziertem, zu 100% recyceltem PET. Alle, für die gesteppte Polsterung verwendeten Materialien sind antiallergisch. Der Überzug der Sitzfläche ist mit einer Steppung mit einem Stich ausgeführt, der die thermofixierte, sehr dicke Faser mit Bezug aus weißer Wolle mit dem Überzug verbindet. **Kissen:** Polsterung der Rückenlehnen mit silikonbeschichteter Mikrofaser mit geringem Reibungskoeffizient, die eine bessere Verteilung des Körpergewichts auf der Auflagefläche erlaubt und für einen hohen Komfort garantiert. Zentraler Einsatz aus PU-Schaum, außer bei den optionalen Kissen. **Abziehbarkeit:** Sitzkissen und Rückenlehnen sind in allen Versionen komplett abziehbar. Der Stoffbezug oder Lederbezug des Gestells ist nach Abnehmen des umlaufenden Untergestells aus Metall komplett abziehbar. **Basis:** Umlaufender Rahmen und Füße aus Metall mit verchromter Oberfläche oder mit glänzender Anti-Touch-Lackierung in der Farbe Bronze. Schutzgleiter aus SEBS (weiches, ölfreies Gummi für Kratz- und Fleckenschutz) in der Farbe Zinn oder Bronze, abgestimmt auf die Oberfläche der Füße.

Structure : en bois multiplis. Préparation de la structure du siège en polyuréthane expansé haute résilience composé de plusieurs couches à densité différenciée. Insert central formé de ressorts ensachés en acier qui garantissent l'indéformabilité de l'assise et un plus grand confort. La couche supérieure de l'assise est formée de bandes individuelles préformées à haute composante élastique qui, cumulées à la couche inférieure, garantissent un meilleur confort au fil du temps. La structure du siège est revêtue d'un rembourrage en fibre de polyester thermocollée respirante, contrecollée sur une toile en coton blanc hypoallergénique qui apporte de la souplesse. Préparation de la structure des accoudoirs et des dossiers en polyuréthane expansé à densité différenciée haute densité, recouverte ultérieurement d'un rembourrage en fibre de polyester thermocollée respirante, contrecollée sur la toile en coton blanc hypoallergénique. Le rembourrage contient une poche garnie de microfibre siliconée - avec un faible coefficient de frottement - qui s'adapte parfaitement à la structure ; ce garnissage particulièrement souple et moelleux est issu de PET 100% recyclé certifié. Tous les matériaux utilisés pour réaliser ce rembourrage sont hypoallergéniques. La housse du siège présente un matelassage réalisé moyennant une broderie qui unit la fibre thermocollée de forte épaisseur contrecollée sur la toile en coton blanc à la housse. **Coussins :** rembourrage des coussins de dossier en microfibre siliconée - avec un faible coefficient de frottement - qui permet une meilleure répartition du poids du corps sur la surface, assurant un confort remarquable. Insert central en polyuréthane expansé, à l'exclusion des coussins en option. **Déhoussage :** coussins de dossier entièrement déhoussables dans toutes les versions. Revêtement de la structure, en tissu ou en cuir, entièrement déhoussable en enlevant le piètement périmétrique en métal. **Base :** cadre périmétrique et pieds en métal finition Chrome ou peint brillant anti-trace couleur Bronze. Patins glisseurs en SEBS (caoutchouc souple anti-rayures et antitache oil-free) couleur étain ou bronze, assortis à la finition des pieds. *Afin de faciliter le retrait du revêtement et la livraison, les accoudoirs sont amovibles grâce à un système d'enclenchement et de désenclenchement rapide. Commencer par retirer les vis du piètement et des pieds.*

Minotti

OPZIONE ALTEZZA PIEDINI

A richiesta sono disponibili, senza sovrapprezzo, piedini H 11,5 cm ovvero più alti di 3 cm rispetto ai piedini di serie.

VASSOIO PER BRACCIOLO

Struttura in alluminio curvato rivestito completamente in cuoio nei colori previsti a campionario.

POGGIATESTA

Realizzato in multistrati rivestito in poliuretano espanso ad alta densità, successivamente rivestito con fibra termolegata traspirante accoppiata con tela di cotone bianca.

Per migliorare l'aderenza dell'elemento alla seduta, all'interno della fascia, in corrispondenza del cuscino sedile, è stato inserito un contrappeso.

Tessuto antiscivolo sul fondo. Completamente sfoderabile.

FEET HEIGHT OPTIONS

Available on request, 11.5 cm high feet, no surcharge; 3 cm higher than standard feet.

TRAY FOR ARMREST

Structure in curved aluminium clad entirely in saddle-hide, in the colours on the sample board.

HEADREST

Made of plywood coated in high-resilience polyurethane foam, then sheathed in breathable, heat-bonded fiber laminated to white cotton canvas.

To improve adherence of the element to the seat, a counterweight is inserted inside the fabric strip where it meets the seat cushion. Non-slip fabric on the bottom. Cover completely removable.

Für ein einfaches Abziehen vom Bezug und Transportieren des Sofas können die Armlehnen mit einem Schnellkupplungssystem vom Untergestell aus abgenommen werden. Dazu zuerst die Schrauben von Untergestell und Füßen abschrauben.

OPTION HÖHE DER FÜSSE

Auf Anfrage hin sind, ohne Aufschlag, 11,5 cm hohe Füße erhältlich, also 3 cm höher als die serienmäßige Ausführung.

TABELLETT FÜR ARMLEHNE

Gestell aus gebogenem Aluminium, komplett mit Bezug aus Kernleder in den in der Musterkollektion vorgesehenen Farben.

KOPFSTÜTZE

Aus Sperrholz mit Beschichtung aus PU-Schaum mit hoher Dichte, Polsterung mit atmungsaktiver temperaturregulierter Faser und Bezug aus weißer Baumwolle. Damit die Kopfstütze perfekt an der Sitzfläche anliegt, befindet sich im Band auf Höhe des Sitzkissens ein Gegengewicht. Rutschfestes Gewebe am Boden des Elements. Komplet abziehbar.

OPTION HAUTEUR DES PIEDS

Des pieds H 11,5 cm, à savoir 3 cm plus hauts que les pieds de série, sont disponibles sur demande, sans surcout.

PLATEAU POUR ACCOUDOIR

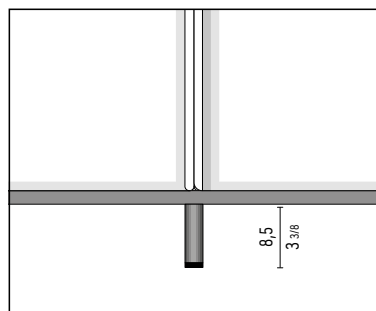
Structure en aluminium incurvé entièrement recouvert de cuir de sellerie dans les couleurs figurant au catalogue d'échantillons.

APPUI-TÊTE

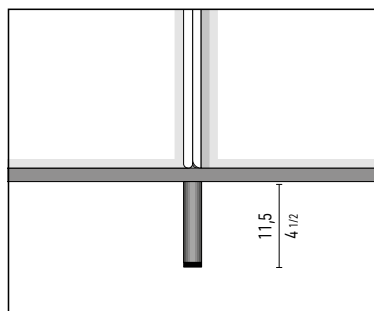
Fabriqué en multiplis recouvert de polyuréthane expansé haute densité, puis de fibre thermocollée respirante doublée de toile de coton blanche. Pour améliorer l'adhérence de l'élément à l'assise, un contrepois a été inséré à l'intérieur de la bande, au niveau du coussin d'assise. Tissu antidérapant sur le bas. Entièrement déhoussable.

OPZIONE ALTEZZA PIEDINI | FEET HEIGHT OPTIONS

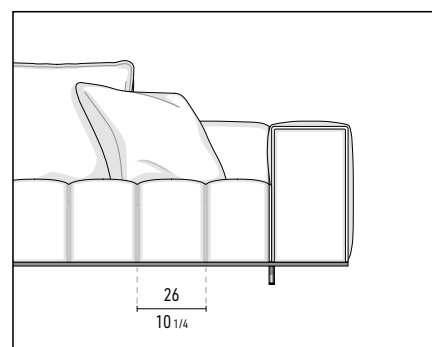
VERSIONE STANDARD STANDARD VERSION



VERSIONE HIGH HIGH VERSION

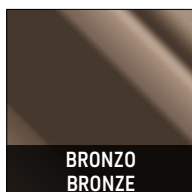


PASSO DELLE TRAPUNTATURE QUILTING SECTION




CORNICE E PIEDINI FRAME AND FEET

METALLO LUCIDO POLISHED METAL



BRONZO
BRONZE

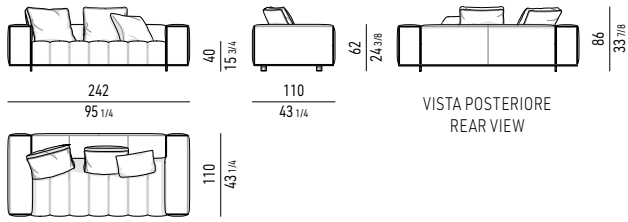


CROMO
CHROME

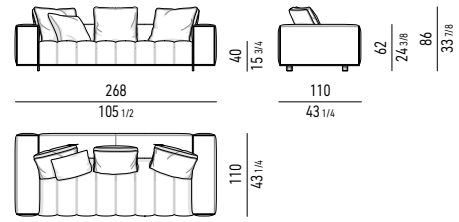
Minotti

DIVANI | SOFAS

DIVANO CM 242
SOFA CM 242

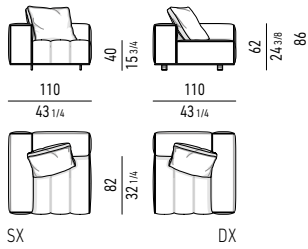


DIVANO CM 268
SOFA CM 268

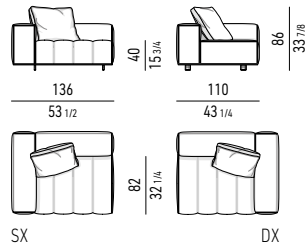


ELEMENTI TERMINALI | ELEMENTS WITH 1 ARMREST

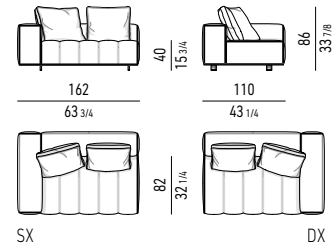
ELEMENTO TERMINALE CM 110
ELEMENT WITH 1 ARMREST CM 110



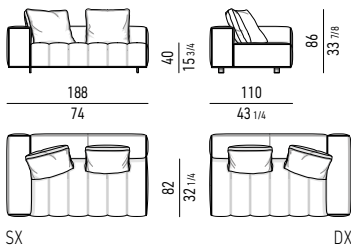
ELEMENTO TERMINALE CM 136
ELEMENT WITH 1 ARMREST CM 136



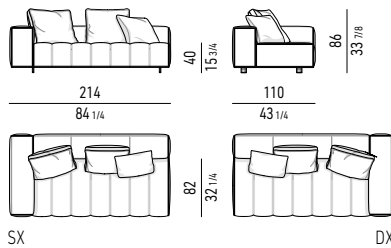
ELEMENTO TERMINALE CM 162
ELEMENT WITH 1 ARMREST CM 162



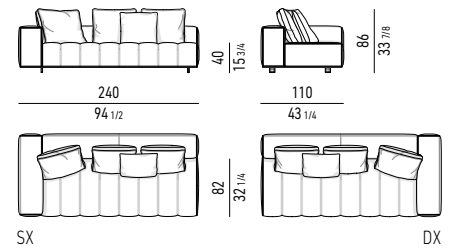
ELEMENTO TERMINALE CM 188
ELEMENT WITH 1 ARMREST CM 188



ELEMENTO TERMINALE CM 214
ELEMENT WITH 1 ARMREST CM 214

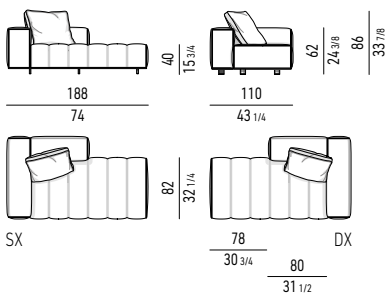


ELEMENTO TERMINALE CM 240
ELEMENT WITH 1 ARMREST CM 240

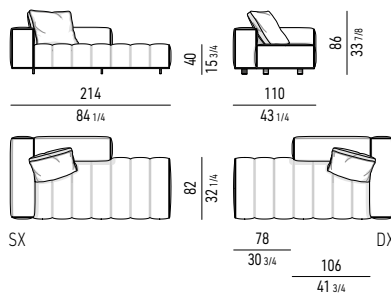


ELEMENTI TERMINALI PENISOLA | OPEN-END ELEMENTS WITH 1 ARMREST

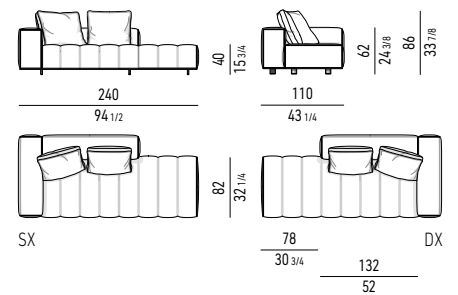
ELEMENTO TERMINALE PENISOLA CM 188
OPEN-END ELEMENT WITH 1 ARMREST CM 188



ELEMENTO TERMINALE PENISOLA CM 214
OPEN-END ELEMENT WITH 1 ARMREST CM 214

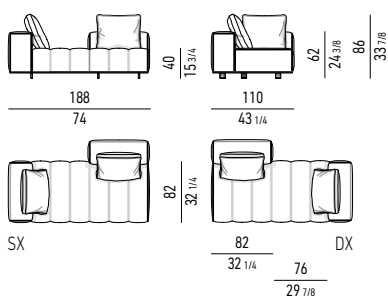


ELEMENTO TERMINALE PENISOLA CM 240
OPEN-END ELEMENT WITH 1 ARMREST CM 240

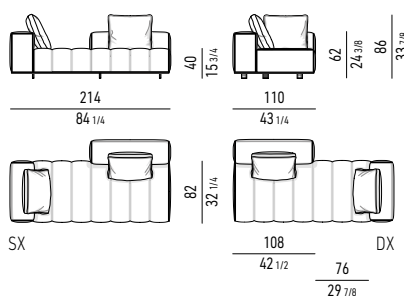


ELEMENTI DAYBED | DAYBED ELEMENTS

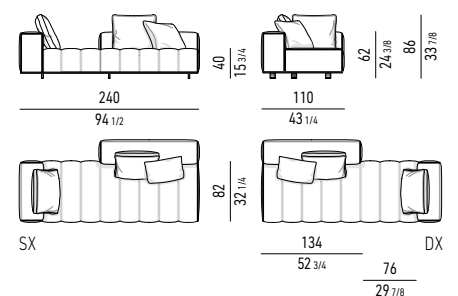
ELEMENTO DAYBED CM 188
DAYBED ELEMENT CM 188



ELEMENTO DAYBED CM 214
DAYBED ELEMENT CM 214



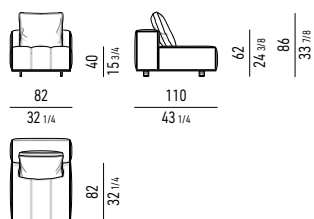
ELEMENTO DAYBED CM 240
DAYBED ELEMENT CM 240



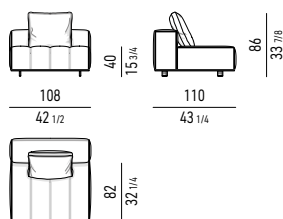
Minotti

ELEMENTI CENTRALI | CENTRAL ELEMENTS

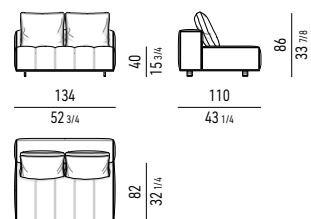
ELEMENTO CENTRALE CM 82
CENTRAL ELEMENT CM 82



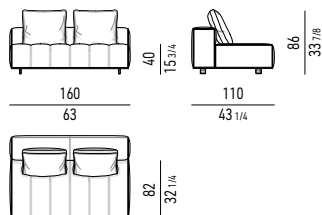
ELEMENTO CENTRALE CM 108
CENTRAL ELEMENT CM 108



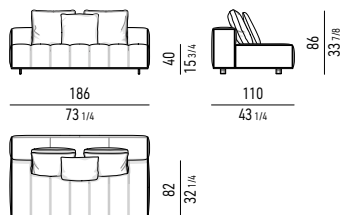
ELEMENTO CENTRALE CM 134
CENTRAL ELEMENT CM 134



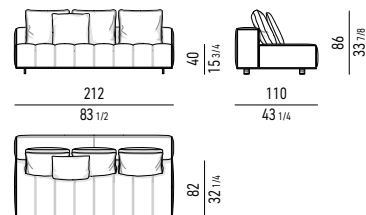
ELEMENTO CENTRALE CM 160
CENTRAL ELEMENT CM 160



ELEMENTO CENTRALE CM 186
CENTRAL ELEMENT CM 186

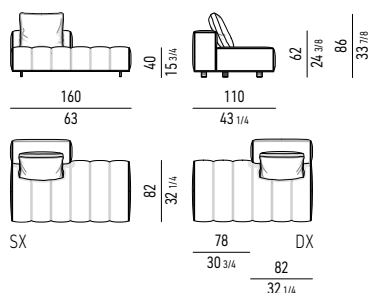


ELEMENTO CENTRALE CM 212
CENTRAL ELEMENT CM 212

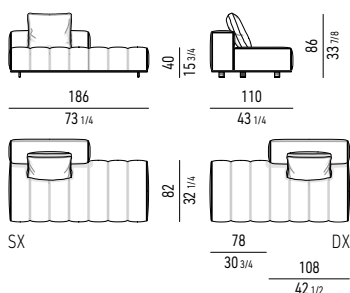


ELEMENTI PENISOLA | OPEN-END ELEMENTS

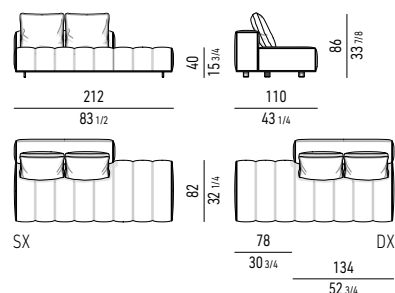
ELEMENTO PENISOLA CM 160
OPEN-END ELEMENT CM 160



ELEMENTO PENISOLA CM 186
OPEN-END ELEMENT CM 186

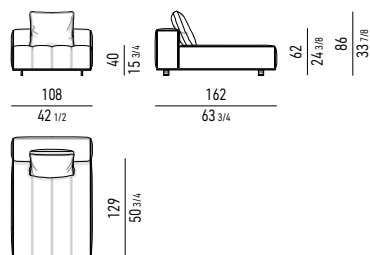


ELEMENTO PENISOLA CM 212
OPEN-END ELEMENT CM 212

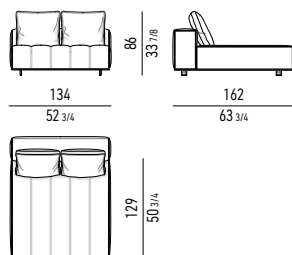


COUCH | COUCHES

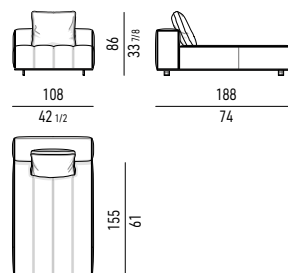
COUCH CM 108X162
COUCH CM 108X162



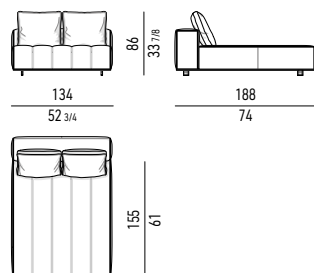
COUCH CM 134X162
COUCH CM 134X162



COUCH CM 108X188
COUCH CM 108X188



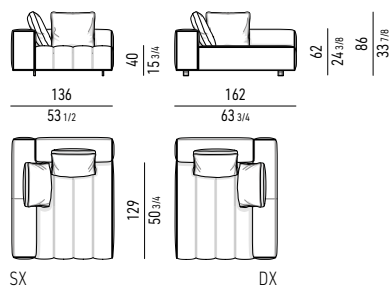
COUCH CM 134X188
COUCH CM 134X188



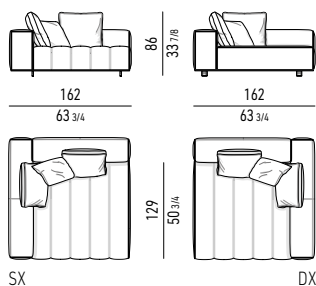
Minotti

CHAISE-LONGUE | CHAISE-LONGUES

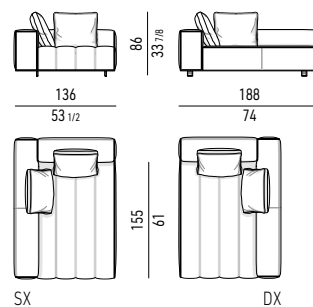
CHAISE-LONGUE CM **136X162**
CHAISE-LONGUE CM **136X162**



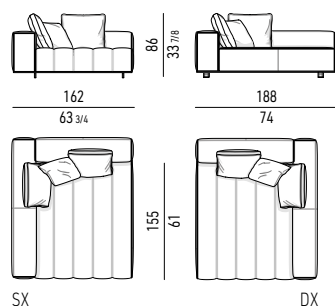
CHAISE-LONGUE CM **162X162**
CHAISE-LONGUE CM **162X162**



CHAISE-LONGUE CM **136X188**
CHAISE-LONGUE CM **136X188**

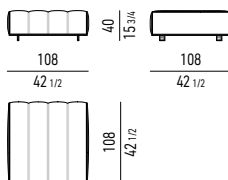


CHAISE-LONGUE CM **162X188**
CHAISE-LONGUE CM **162X188**

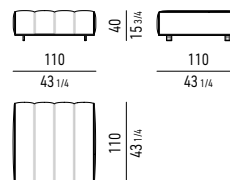


POUF ANGOLARI | CORNER OTTOMANS

POUF ANGOLARE CM **108X108**
CORNER OTTOMAN CM **108X108**

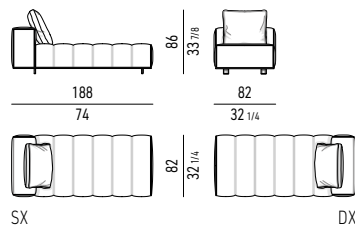


POUF ANGOLARE CM **110X110**
CORNER OTTOMAN CM **110X110**



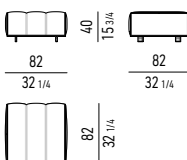
PANCA CON BRACCIOLIO | BENCH WITH ARMREST

PANCA CON BRACCIOLIO CM **188X82**
BENCH WITH ARMREST CM **188X82**

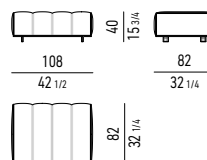


POUF | OTTOMANS

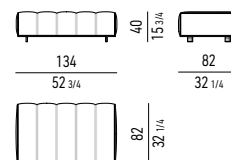
POUF CM **82X82**
OTTOMAN CM **82X82**



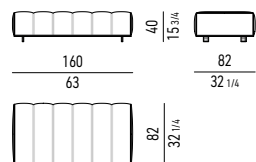
POUF CM **108X82**
OTTOMAN CM **108X82**



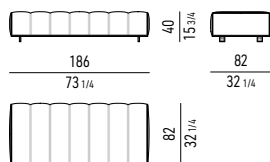
POUF CM **134X82**
OTTOMAN CM **134X82**



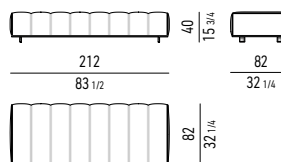
POUF CM **160X82**
OTTOMAN CM **160X82**



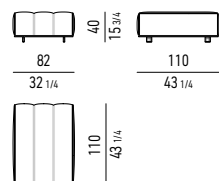
POUF CM **186X82**
OTTOMAN CM **186X82**



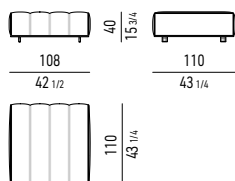
POUF CM **212X82**
OTTOMAN CM **212X82**



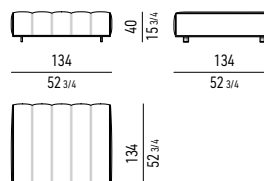
POUF CM **82X110**
OTTOMAN CM **82X110**



POUF CM **108X110**
OTTOMAN CM **108X110**



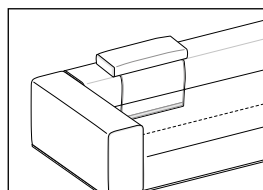
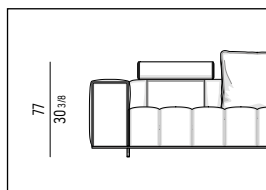
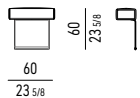
POUF CM **134X134**
OTTOMAN CM **134X134**



Minotti

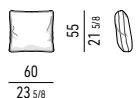
POGGIATESTA | HEADREST

POGGIATESTA OPTIONAL GOODMAN CM 60
GOODMAN OPTIONAL HEADREST CM 60

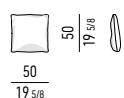


CUSCINI | CUSHIONS

CUSCINO SCHIENALE OPTIONAL CM 60X55
OPTIONAL BACKREST CUSHION CM 60X55

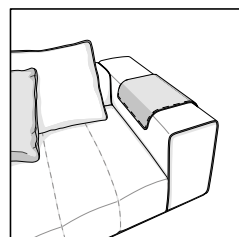
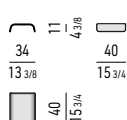


CUSCINO OPTIONAL CM 50X50
OPTIONAL CUSHION CM 50X50



VASSOIO PER BRACCIOLO | TRAY FOR ARMREST

GOODMAN VASSOIO PER BRACCIOLO CM 34X40
GOODMAN TRAY FOR ARMREST CM 34X40



VASSOIO PER BRACCIOLO | TRAY FOR ARMREST

STRUTTURA
STRUCTURE

CUOIO
SADDLE-HIDE



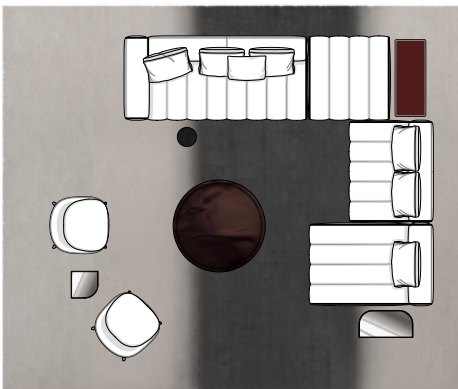
484 cm
190 1/2"



A

- | | |
|---|--|
| <ul style="list-style-type: none"> 1 Goodman - elemento terminale sx cm 214x110 H86 1 Goodman - vassoio per bracciolo cm 34x40 H11 1 Goodman - pouf cm 108x110 H40 1 Goodman - Chaise-longue dx cm 162x162 H86 1 Twigg - poltrona Large cm 84x90 H66 1 Twigg - panca cm 84x64 H38 1 Solid Saddle-hide - tavolino cm 35x35 H45 1 James - tavolino cm 35x35 H45 1 Lelong - tavolino Ø cm 120 H27 1 Lelong - tavolino Ø cm 90 H36 1 James - tavolino cm 70x35 H45 1 Lelong - tavolino cm 100x40 H35 1 Landfield Square - tappeto cm 600x500 | <ul style="list-style-type: none"> 1 Goodman - Endelement mit 1 Armlehne sx cm 214x110 H86 1 Goodman - Tablett für Armlehne cm 34x40 H11 1 Goodman - Hocker cm 108x110 H40 1 Goodman - Chaise-Longue dx cm 162x162 H86 1 Twigg - Large Sessel cm 84x90 H66 1 Twigg - Banc cm 84x64 H38 1 Solid Saddle-hide - Beistelltisch cm 35x35 H45 1 James - Beistelltisch cm 35x35 H45 1 Lelong - Beistelltisch Ø cm 120 H27 1 Lelong - Beistelltisch Ø cm 90 H36 1 James - Beistelltisch cm 70x35 H45 1 Lelong - Beistelltisch cm 100x40 H35 1 Landfield Square - Teppich cm 600x500 |
|---|--|

402 cm
158 1/4"



B

- | | |
|---|--|
| <ul style="list-style-type: none"> 1 Goodman - elemento terminale sx cm 240x110 H86 1 Goodman - pouf cm 108x110 H40 1 Goodman - elemento centrale cm 134x110 H86 1 Goodman - couch cm 108x162 H86 2 Sendai - poltrone fisse cm 74x76 H72 1 James - tavolino cm 35x35 H45 1 Pilotis Wood - tavolino Ø cm 25 H45 1 Louver - tavolino Ø cm 120 H25 1 James - tavolino cm 70x35 H45 1 Lelong - tavolino cm 100x40 H35 1 Landfield Stripes - tappeto cm 600x500 | <ul style="list-style-type: none"> 1 Goodman - Endelement mit 1 Armlehne sx cm 240x110 H86 1 Goodman - Hocker cm 108x110 H40 1 Goodman - Mittelelement cm 134x110 H86 1 Goodman - Couch cm 108x162 H86 2 Sendai - fest Sessel cm 74x76 H72 1 James - Beistelltisch cm 35x35 H45 1 Pilotis Wood - Beistelltisch Ø cm 25 H45 1 Louver - Beistelltisch Ø cm 120 H25 1 James - Beistelltisch cm 70x35 H45 1 Lelong - Beistelltisch cm 100x40 H35 1 Landfield Stripes - Teppich cm 600x500 |
|---|--|

362 cm
138 5/8"

- | | |
|---|---|
| <ul style="list-style-type: none"> 1 Goodman - element with 1 armrest sx cm 240x110 H86 1 Goodman - ottoman cm 108x110 H40 1 Goodman - central element cm 134x110 H86 1 Goodman - couch cm 108x162 H86 2 Sendai - fixed armchairs cm 74x76 H72 1 James - side table cm 35x35 H45 1 Pilotis Wood - side table Ø cm 25 H45 1 Louver - coffee table Ø cm 120 H25 1 James - side table cm 70x35 H45 1 Lelong - side table cm 100x40 H35 1 Landfield Stripes - rug cm 600x500 | <ul style="list-style-type: none"> 1 Goodman - élément avec 1 accoudoir sx cm 240x110 H86 1 Goodman - pouf cm 108x110 H40 1 Goodman - élément central cm 134x110 H86 1 Goodman - couch cm 108x162 H86 2 Sendai - fauteuils fixe cm 74x76 H72 1 James - petite table cm 35x35 H45 1 Pilotis Wood - petite table Ø cm 25 H45 1 Louver - petite table Ø cm 120 H25 1 James - petite table cm 70x35 H45 1 Lelong - petite table cm 100x40 H35 1 Landfield Stripes - tapis cm 600x500 |
|---|---|

478 cm
188 1/4"

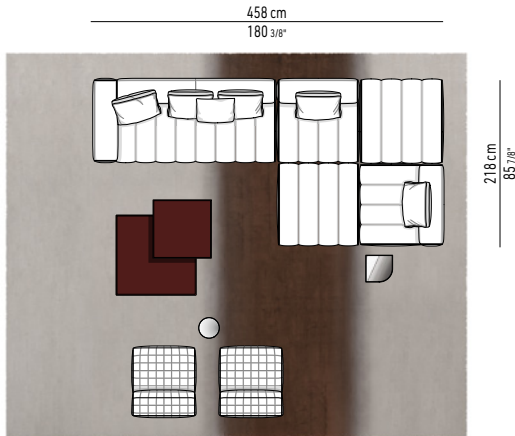


C

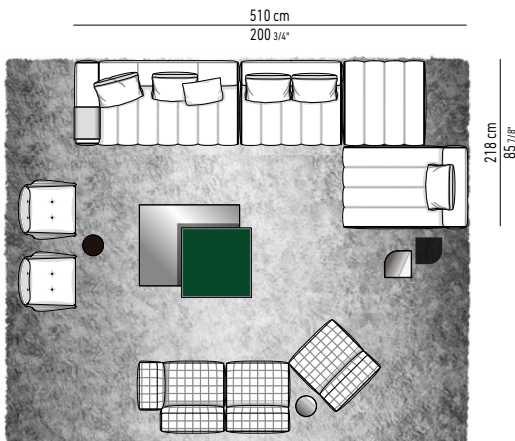
- | | |
|---|---|
| <ul style="list-style-type: none"> 1 Goodman - elemento terminale sx cm 240x110 H86 1 Solid - tavolino con 2 piani cm 124x124 H30 1 Goodman - elemento centrale cm 160x110 H86 1 Goodman - Chaise-longue dx cm 162x162 H86 1 Twigg - poltrona Large cm 84x90 H66 1 Twigg - panca cm 84x64 H38 1 Lelong - tavolino Ø cm 120 H27 1 Lelong - tavolino Ø cm 90 H36 1 Pilotis Wood - tavolino Ø cm 25 H45 1 James - tavolino cm 35x35 H45 1 Landfield Square - tappeto cm 600x500 | <ul style="list-style-type: none"> 1 Goodman - Endelement mit 1 Armlehne sx cm 240x110 H86 1 Solid - Beistelltisch mit 2 Tischplatten cm 124x124 H30 1 Goodman - Mittelelement cm 160x110 H86 1 Goodman - Chaise-Longue dx cm 162x162 H86 1 Twigg - Large Sessel cm 84x90 H66 1 Twigg - Banc cm 84x64 H38 1 Lelong - Beistelltisch Ø cm 120 H27 1 Lelong - Beistelltisch Ø cm 90 H36 1 Pilotis Wood - Beistelltisch Ø cm 25 H45 1 James - Beistelltisch cm 35x35 H45 1 Landfield Square - Teppich cm 600x500 |
|---|---|

364 cm
143 1/4"

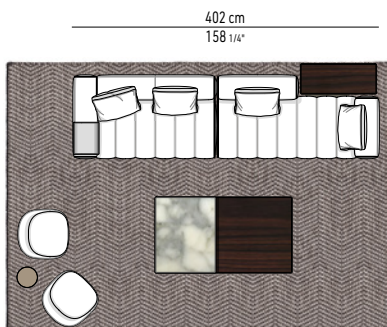
- | | |
|---|--|
| <ul style="list-style-type: none"> 1 Goodman - element with 1 armrest sx cm 240x110 H86 1 Solid - coffee table with 2 tops cm 124x124 H30 1 Goodman - central element cm 160x110 H86 1 Goodman - Chaise-Longue dx cm 162x162 H86 1 Twigg - Large armchair cm 84x90 H66 1 Twigg - bench cm 84x64 H38 1 Lelong - coffee table Ø cm 120 H27 1 Lelong - coffee table Ø cm 90 H36 1 Pilotis Wood - side table Ø cm 25 H45 1 James - side table cm 35x35 H45 1 Landfield Square - rug cm 600x500 | <ul style="list-style-type: none"> 1 Goodman - élément avec 1 accoudoir sx cm 240x110 H86 1 Solid - petite table avec 2 plateaux cm 124x124 H30 1 Goodman - élément central cm 160x110 H86 1 Goodman - Chaise-Longue dx cm 162x162 H86 1 Twigg - fauteuil Large cm 84x90 H66 1 Twigg - banc cm 84x64 H38 1 Lelong - petite table Ø cm 120 H27 1 Lelong - petite table Ø cm 90 H36 1 Pilotis Wood - petite table Ø cm 25 H45 1 James - petite table cm 35x35 H45 1 Landfield Square - tapis cm 600x500 |
|---|--|



- D**
- | | |
|--|---|
| 1 Goodman - elemento terminale sx cm 240x110 H86 | 1 Goodman - Endelement mit 1 Armlehne sx cm 240x110 H86 |
| 2 Goodman - elementi centrali cm 108x110 H86 | 2 Goodman - Mittelelemente cm 108x110 H86 |
| 1 Goodman - pouf angolare cm 108x108 H40 | 1 Goodman - Eckhocker cm 108x108 H40 |
| 1 Goodman - pouf angolare cm 110x110 H40 | 1 Goodman - Eckhocker cm 110x110 H40 |
| 2 Twigg - poltrone Large cm 84x90 H66 | 2 Twigg - Large Sessel cm 84x90 H66 |
| 1 Solid - tavolino con 2 piani cm 124x124 H30 | 1 Solid - Beistelltisch mit 2 Tischplatten cm 124x124 H30 |
| 1 Pilotis - tavolino Ø cm 27 H45 | 1 Pilotis - Beistelltisch Ø cm 27 H45 |
| 1 James - tavolino cm 35x35 H45 | 1 James - Beistelltisch cm 35x35 H45 |
| 1 Landfield Stripes - tappeto cm 600x500 | 1 Landfield Stripes - Teppich cm 600x500 |
-
- | | |
|--|--|
| 1 Goodman - element with 1 armrest sx cm 240x110 H86 | 1 Goodman - élément avec 1 accoudoir sx cm 240x110 H86 |
| 2 Goodman - central elements cm 108x110 H86 | 2 Goodman - éléments central cm 108x110 H86 |
| 1 Goodman - corner ottoman cm 108x108 H40 | 1 Goodman - pouf d'angle cm 108x108 H40 |
| 1 Goodman - corner ottoman cm 110x110 H40 | 1 Goodman - corner ottoman cm 110x110 H40 |
| 2 Twigg - Large armchairs cm 84x90 H66 | 1 Goodman - corner ottoman cm 108x108 H40 |
| 1 Solid - coffee table with 2 tops cm 124x124 H30 | 1 Goodman - corner ottoman cm 110x110 H40 |
| 1 Pilotis - side table Ø cm 27 H45 | 1 Twigg - fauteuils Large cm 84x90 H66 |
| 1 James - side table cm 35x35 H45 | 1 Solid - petite table avec 2 plateaux cm 124x124 H30 |
| 1 Landfield Stripes - rug cm 600x500 | 1 Pilotis - petite table Ø cm 27 H45 |
| | 1 James - petite table cm 35x35 H45 |
| | 1 Landfield Stripes - tapis cm 600x500 |



- E**
- | | |
|---|---|
| 1 Goodman - elemento terminale sx cm 214x110 H86 | 1 Goodman - Endelement mit 1 Armlehne sx cm 214x110 H86 |
| 1 Goodman - vassoio per bracciolo cm 34x40 H11 | 1 Goodman - Tabelet für Armlehne cm 34x40 H11 |
| 1 Goodman - elemento centrale cm 134x110 H86 | 1 Goodman - Mittelelement cm 134x110 H86 |
| 1 Goodman - pouf cm 108x110 H40 | 1 Goodman - Hocker cm 108x110 H40 |
| 1 Goodman - couch cm 108x162 H86 | 1 Goodman - couch cm 108x162 H86 |
| 2 Yoko - poltrone cm 77x75 H73 | 2 Yoko - Sessel cm 77x75 H73 |
| 1 Twigg - poltrona Large con bracciolo dx cm 110x90 H66 | 1 Twigg - Large sessel mit 1 Armlehne dx cm 110x90 H66 |
| 2 Twigg - poltrone Large cm 84x90 H66 | 2 Twigg - Large sessel cm 84x90 H66 |
| 1 Pilotis Wood - tavolino Ø cm 25 H45 | 1 Pilotis Wood - Beistelltisch Ø cm 25 H45 |
| 1 Solid Steel - tavolino con 2 piani cm 145x120 H30 | 1 Solid Steel - Beistelltisch mit 2 Tischplatten cm 145x120 H30 |
| 1 Pilotis - tavolino Ø cm 27 H45 | 1 Pilotis - Beistelltisch Ø cm 27 H45 |
| 2 James - tavolini cm 35x35 H45 | 2 James - Beistelltische cm 35x35 H45 |
| 1 Wisp Shade - tappeto cm 600x500 | 1 Wisp Shade - Teppich cm 600x500 |
-
- | | |
|---|---|
| 1 Goodman - element with 1 armrest sx cm 214x110 H86 | 1 Goodman - élément avec 1 accoudoir sx cm 214x110 H86 |
| 1 Goodman - tray for armrest cm 34x40 H11 | 1 Goodman - plateau pour accoudoir cm 34x40 H11 |
| 1 Goodman - central element cm 134x110 H86 | 1 Goodman - élément central cm 134x110 H86 |
| 1 Goodman - ottoman cm 108x110 H40 | 1 Goodman - pouf cm 108x110 H40 |
| 1 Goodman - couch cm 108x162 H86 | 1 Goodman - couch cm 108x162 H86 |
| 2 Yoko - armchairs cm 77x75 H73 | 2 Yoko - fauteuils cm 77x75 H73 |
| 1 Twigg - Large armchair with armrest dx cm 110x90 H66 | 1 Twigg - fauteuil Large avec accoudoir dx cm 110x90 H66 |
| 2 Twigg - Large armchairs cm 84x90 H66 | 2 Twigg - fauteuils Large cm 84x90 H66 |
| 1 Pilotis Wood - side table Ø cm 25 H45 | 1 Pilotis Wood - petite table Ø cm 25 H45 |
| 1 Solid Steel - coffee table with 2 tops cm 145x120 H30 | 1 Solid Steel - petite table avec 2 plateaux cm 145x120 H30 |
| 1 Pilotis - side table Ø cm 27 H45 | 1 Pilotis - petite table Ø cm 27 H45 |
| 2 James - side tables cm 35x35 H45 | 2 James - petite tables cm 35x35 H45 |
| 1 Wisp Shade - rug cm 600x500 | 1 Wisp Shade - tapis cm 600x500 |



- F**
- | | |
|--|--|
| 1 Goodman - elemento terminale sx cm 188x110 H86 | 1 Goodman - Endelement mit 1 Armlehne sx cm 188x110 H86 |
| 1 Goodman - vassoio per bracciolo cm 34x40 H11 | 1 Goodman - Tabelet für Armlehne cm 34x40 H11 |
| 1 Goodman - elemento Daybed dx cm 214x110 H86 | 1 Goodman - Daybed Element dx cm 214x110 H86 |
| 2 Sendai - poltrone Lounge girevoli cm 65x67 H67 | 2 Sendai - Lounge Sessel drehbar cm 65x67 H67 |
| 1 Pilotis - tavolino Ø cm 27 H45 | 1 Pilotis - Beistelltisch Ø cm 27 H45 |
| 1 Lelong - tavolino con 2 piani cm 180x100 H35 | 1 Lelong - Beistelltisch mit 2 Tischplatten cm 180x100 H35 |
| 1 Lelong - tavolino cm 100x40 H35 | 1 Lelong - Beistelltisch cm 100x40 H35 |
| 1 Osaka Chevron - tappeto cm 504x350 | 1 Osaka Chevron - Teppich cm 504x350 |
-
- | | |
|--|--|
| 1 Goodman - element with 1 armrest sx cm 188x110 H86 | 1 Goodman - élément avec 1 accoudoir sx cm 188x110 H86 |
| 1 Goodman - tray for armrest cm 34x40 H11 | 1 Goodman - plateau pour accoudoir cm 34x40 H11 |
| 1 Goodman - Daybed element dx cm 214x110 H86 | 1 Goodman - élément Daybed dx cm 214x110 H86 |
| 2 Sendai - Lounge swivel armchairs cm 65x67 H67 | 2 Sendai - fauteuils Lounge pivotante cm 65x67 H67 |
| 1 Pilotis - side table Ø cm 27 H45 | 1 Pilotis - petite table Ø cm 27 H45 |
| 1 Lelong - coffee table with 2 tops cm 180x100 H35 | 1 Lelong - petite table avec 2 plateaux cm 180x100 H35 |
| 1 Lelong - coffee table cm 100x40 H35 | 1 Lelong - petite table cm 100x40 H35 |
| 1 Osaka Chevron - rug cm 504x350 | 1 Osaka Chevron - tapis cm 504x350 |