
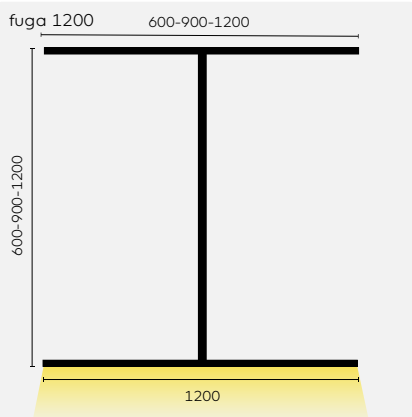
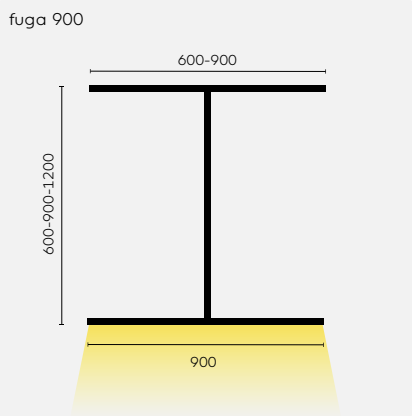
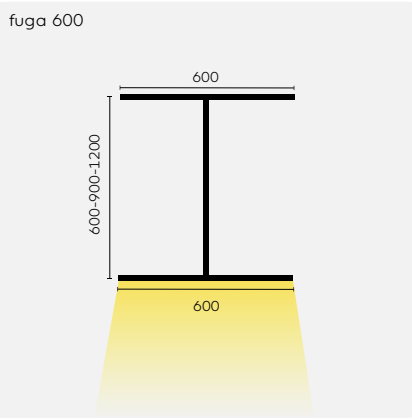


# kreon fuga

kreon fuga comes in 3 dimensions: 600, 900 and 1200. By combining the head, the pendant bar and the ceiling bar, different combinations can be configured. The lower horizontal bar includes a CRI85, 2700K or 3000K LED-strip with diffuser for homogenous light output. This bar can be repositioned to an offset position or in the middle of the vertical bar. The additional possibility to rotate the lower horizontal bar by 90° makes kreon fuga a dynamic pendant luminaire. ON-OFF drivers can be built in, DALI and 1-10V drivers are available for remote dimming.





			Colour	KR-code	Light sources	8527 2700K, CRI85	8530 3000K, CRI85	06 600mm pendant	09 900mm pendant	12 1200mm pendant	06 600mm base	09 900mm base	12 1200mm base	Required accessories	Optional accessories
	<b>fuga 600</b> Driver: excl.	recessed mounted	●	<u>KR974172</u>	①	●	●	●	●	●	●			■	■
		surface mounted	●	<u>KR974572</u>	①	●	●	●	●	●	●				■
	<b>fuga 900</b> Driver: excl.	recessed mounted	●	<u>KR974272</u>	②	●	●	●	●	●	●	●		■	■
		surface mounted	●	<u>KR974672</u>	②	●	●	●	●	●	●	●			■
	<b>fuga 1200</b> Driver: excl.	recessed mounted	●	<u>KR974372</u>	③	●	●	●	●	●		●	●	■	■
		surface mounted	●	<u>KR974772</u>	③	●	●	●	●	●		●	●		■
	<b>fuga 900</b> Driver: incl. (on/off)		●	<u>KR974262</u>	④	●	●	●	●	●		●			
	<b>fuga 1200</b> Driver: incl. (on/off)		●	<u>KR974362</u>	⑤	●	●	●	●	●		●	●		
■ Required accessories															
Plasterkit				<u>KR717114</u>	Trimless plasterkit square, no shadowgap										
				<u>KR717118</u>	Trimless plasterkit square, shadowgap										
■ Optional accessories															
Driver				<u>KR772024</u>	LED driver, 500mA, ON/OFF, 20W										
				<u>KR772220</u>	LED driver, 500mA, 1-10V, 20W										
				<u>KR772126</u>	LED driver, 500mA, DALI, 18W										

		CRI	CCT	Voltage	Wattage	Drive current	Fixture lumen
①	LED	CRI85+	2700K/3000K		6,4W	500mA	291lm
②	LED	CRI85+	2700K/3000K		9,5W	500mA	447lm
③	LED	CRI85+	2700K/3000K		12,7W	500mA	578lm
④	LED	CRI85+	2700K/3000K	230V	9,5W		447lm
⑤	LED	CRI85+	2700K/3000K	230V	12,7W		578lm

REMARKS

Fixture has to be installed with plasterkit. Driver can be installed into the ceiling.  
Driver needs to be installed on remote.

Be aware: when multiple kreon fuga fixtures are placed next to each other, make sure there is a minimum distance of 100 mm between the ceiling bars. You can also use ceiling bars that are smaller than the LED or install the ceiling bar perpendicular to the led.

IP40

