

D900.PLUS PUCK Curve LED Downlight

Datasheet

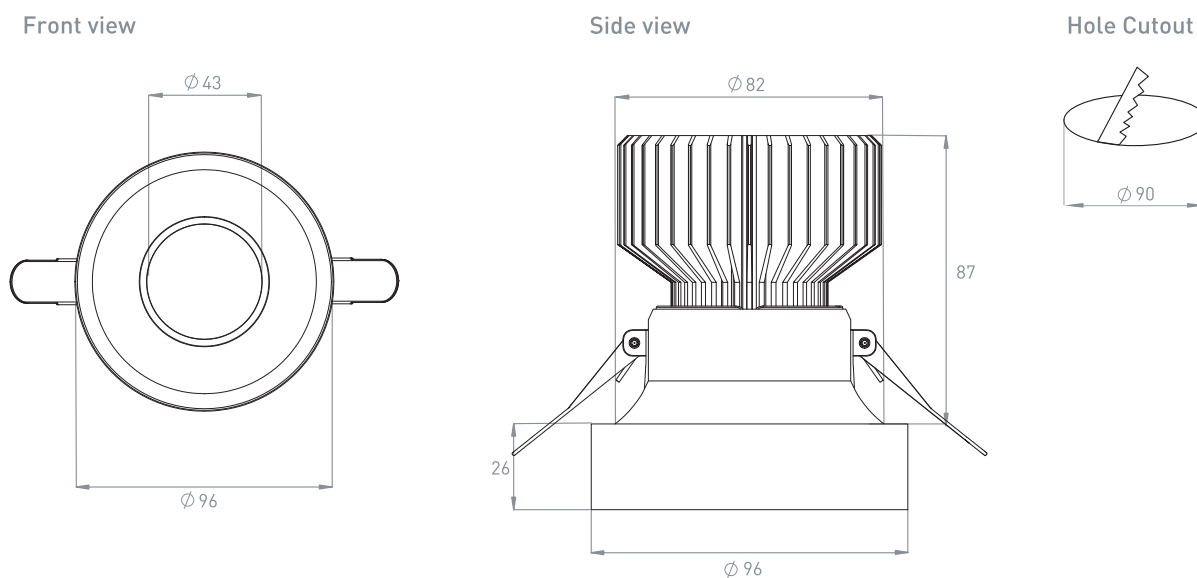


TRU-COLOUR®

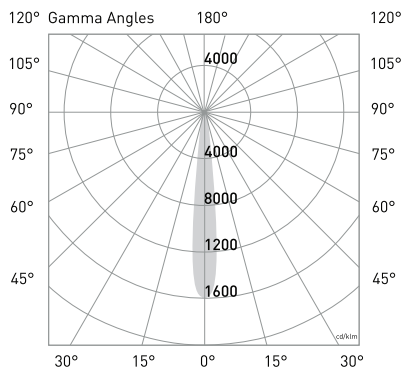
Product Codes

Unit: D900.PLUS	Series: CR	Colour temp. [K]: 2.8K (2800K) 3K (3000K) 4K (4000K) 6K (6000K) 1.8K.3K (1800K-3000K) (Nightshift) 2.8K.6K (2800K-6000K) (Dayshift)	Beam Angle [°]: 11 (Very Narrow) 22 (Narrow) 36 (Medium-Narrow) 44 (Medium) 55 (Standard) 20.WWW (Wall wash wide) 25.BW (Batwing) E35.70 (Elyptical) ULG.55 (Ultra low glare)	Inner Colour: B (BLACK) W (WHITE) RALXXXX (Custom Colour)	Control: PH (Phase Dimming) DA (DALI) ZG (ZIGBEE 3.0) CS (CASAMBI) 010 (0-10V)
Light Depth: - (Standard: 21mm) D (Deep: 52mm)	Style: PUCK	Style Colour: B (BLACK) W (WHITE) RALXXXX (Custom Colour)	Generation: 4.0		

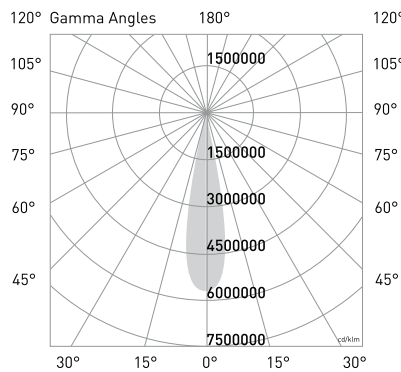
Dimensions (mm)



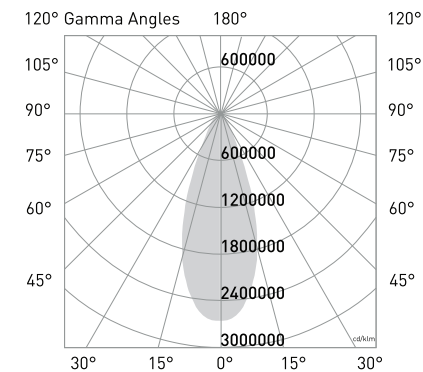
Photometric Diagrams



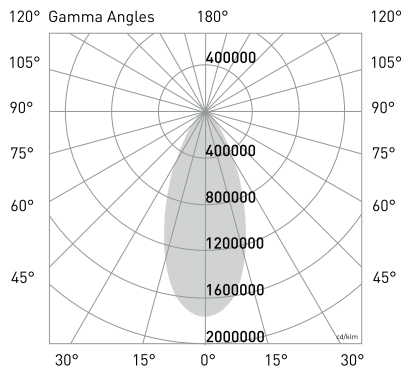
Beam Angle: 11° (Very Narrow)



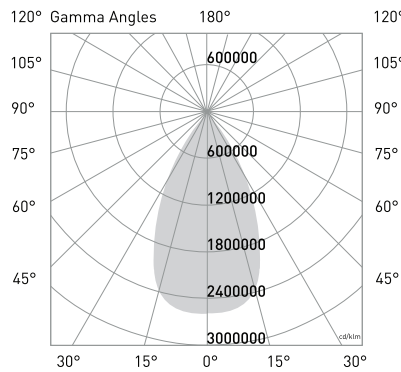
Beam Angle: 22° (Narrow)



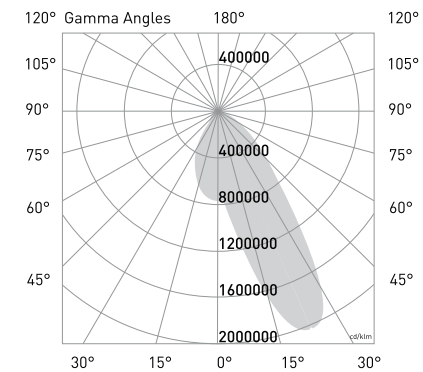
Beam Angle: 36° (Medium-Narrow)



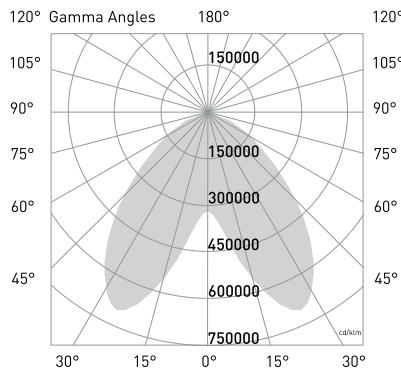
Beam Angle: 44° (Medium)



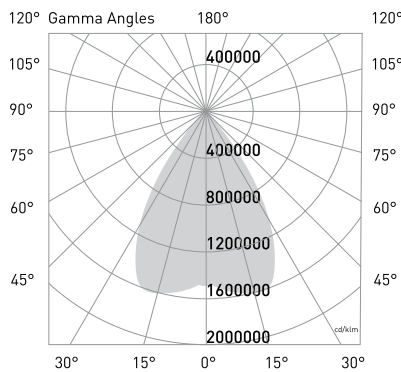
Beam Angle: 55° (Standard)



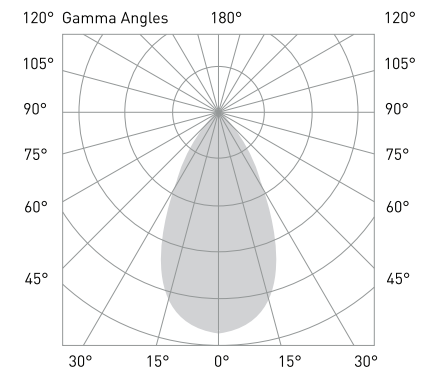
Beam Angle: 20.WWW (Wall wash wide)



Beam Angle: 25.BW (Batwing)



Beam Angle: E35.70 (Elyptical)



Beam Angle: ULG.55 (Ultra low glare)

CCT Output

CCT: 2800K
Efficacy: 58lm/W
Delivered lumen output: 750lm
CRI: 98
Standard deviation of colour
Matching (SDCM): 2 MacAdam steps

CCT: 3000K
Efficacy: 82lm/W
Delivered lumen output: 1070lm
CRI: 98
Standard deviation of colour
Matching (SDCM): 2 MacAdam steps

CCT: 4000K
Efficacy: 89lm/W
Delivered lumen output: 1160lm
CRI: 98
Standard deviation of colour
Matching (SDCM): 2 MacAdam steps

CCT: 6000K
Efficacy: 73lm/W
Delivered lumen output: 950lm
CRI: 98
Standard deviation of colour
Matching (SDCM): 2 MacAdam steps

CCT: 1800K-3100K
Efficacy: 69lm/W
Delivered lumen output: 905lm
CRI: 98
Standard deviation of colour
Matching (SDCM): 2 MacAdam steps

CCT: 2800K-6000K
Efficacy: 82lm/W
Delivered lumen output: 1070lm
CRI: 98
Standard deviation of colour
Matching (SDCM): 2 MacAdam steps

Electrical

Input Voltage: 220-265V	Power Usage: 13W	Current: 325mA	Driver Power Factor: >0.9	Dimming: Yes	DC Cable Length: 0.3m	AC Cable Length: 0.6m
-----------------------------------	----------------------------	--------------------------	-------------------------------------	------------------------	---------------------------------	---------------------------------

Note: Dayshift (2.8K.6K) will only work with DALI DT8 or ZIGBEE driver

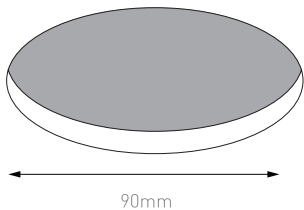
Physical

Gimbal Angle (°): 19°/360°	IP Rating: IP44	IK Rating: IK04
--------------------------------------	---------------------------	---------------------------

Operational

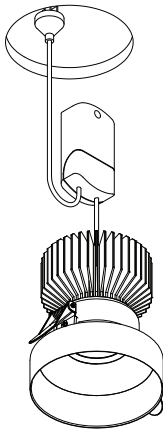
Ambient temp.: -28°C to 60°C	IC Rating: IC-4	UGR: <13 (55° Lens, X=4H, Y=8H)	Lifetime: >100,000 hrs	Warranty: 10 Years
--	---------------------------	---	----------------------------------	------------------------------

Installation



Step 1

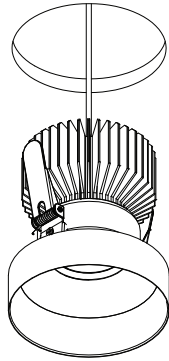
Using a 90mm hole saw, cut a hole in the ceiling at the desired location.



Step 2

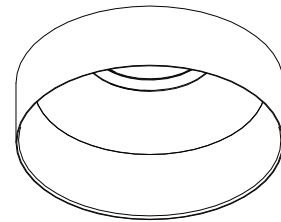
Plug the driver into a mounted general power outlet (GPO) in the ceiling.

Installation



Step 3

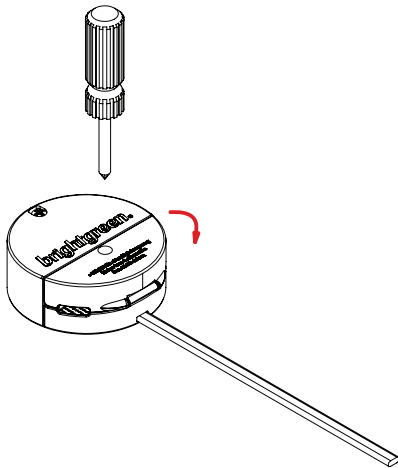
Pull back the springs and insert the luminaire into the ceiling cavity.



Step 4

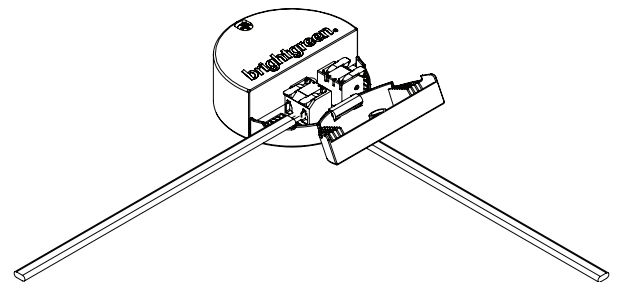
Once the light is installed, orient the luminaire using its gimbal to focus the light as required.

Driver Hardwire - Installation



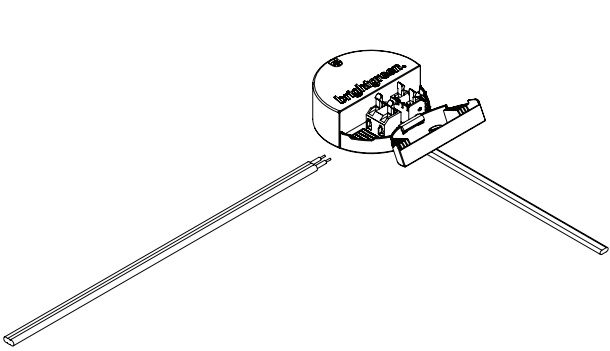
Step 1

Using a phillips head screwdriver unscrew the screw and rotate the driver cap open.



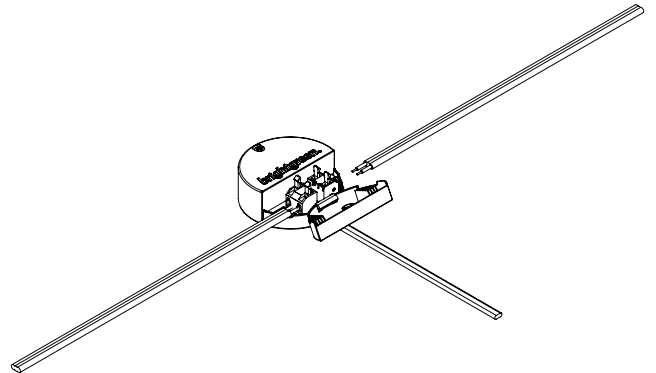
Step 2

Lift up the 2 latches on the terminal block and remove the AU flex and plug.



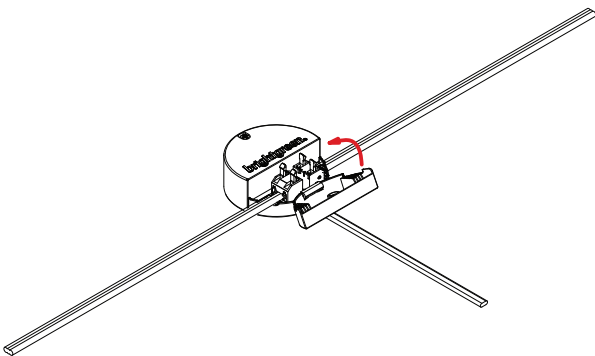
Step 3

Insert the Active and neutral TPS cable into the terminal block and click the latches closed.



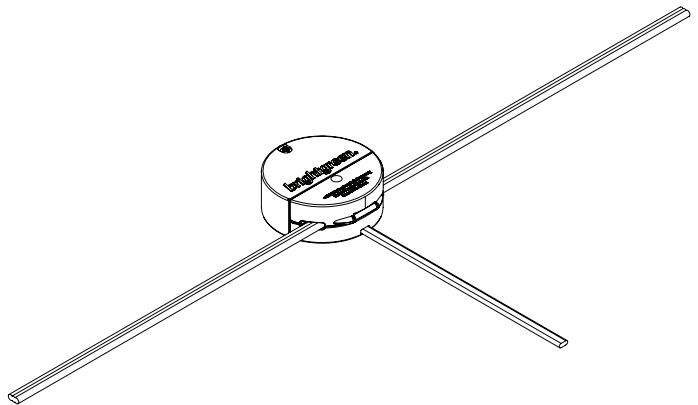
Step 4

When continuing the circuit past this product, insert the active and neutral cable in the second terminal block. Ensure the same polarity as the previous cable.



Step 5

Flip the lid closed and tighten the screw to ensure the cables are clamped and retained.



Step 6

Installation complete.