

# D550.PLUS SLICE Curve LED Downlight

## Datasheet

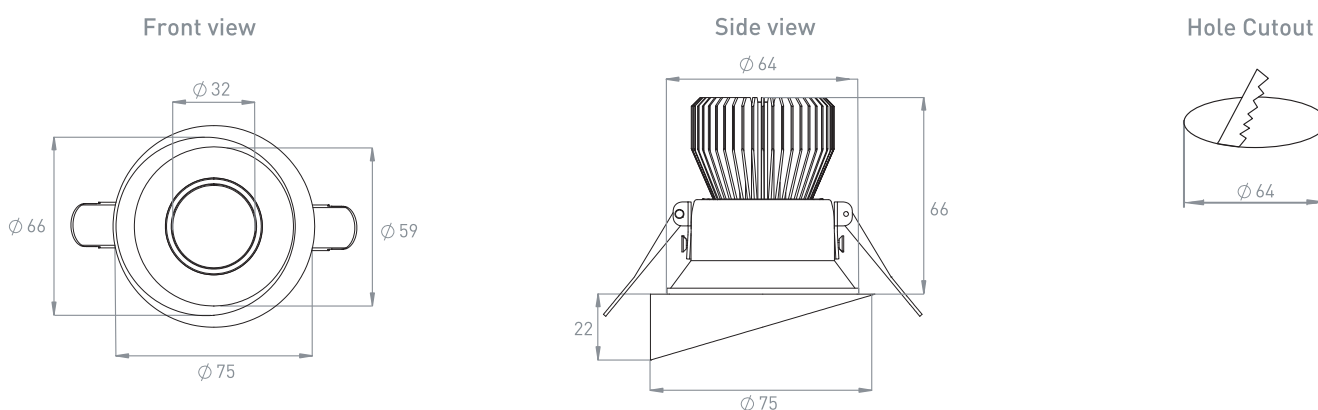


**TRU-COLOUR.**

### Product Codes

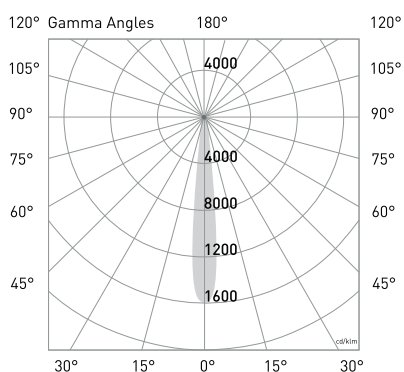
<b>Unit:</b> D550.PLUS	<b>Series:</b> CR	<b>Colour temp. (K):</b> 2.8K (2800K) 3K (3000K) 4K (4000K) 6K (6000K) 1.8K.3K (1800K-3000K) [Nightshift] 2.8K.6K (2800K-6000K) [Dayshift]	<b>Beam Angle (°):</b> 11 (Very Narrow) 36 (Medium-Narrow)	<b>Inner Colour:</b> B (BLACK) W (WHITE) RALXXXX [Custom Colour]	<b>Control:</b> PH (Phase Dimming) DA (DALI) ZG (ZIGBEE 3.0) CS (CASAMBI) 010 (0-10V)
<b>Light Depth:</b> - (Standard: 18mm) D (Deep: 33mm)	<b>Style:</b> SLICE	<b>Style Colour:</b> B (BLACK) W (WHITE) RALXXXX [Custom Colour]	<b>Generation:</b> 4.0		

### Dimensions (mm)

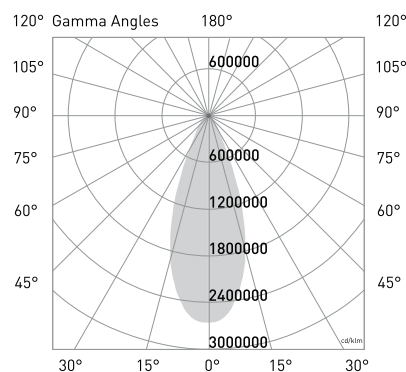


### Photometrics

#### Photometric Diagrams



Beam Angle: 11° (Very Narrow)



Beam Angle: 36° (Medium-Narrow)

## CCT Output

**CCT:** 2800K  
**Efficacy:** 80lm/W  
**Delivered lumen output:** 560lm  
**CRI:** 98  
**Standard deviation of colour Matching (SDCM):** 2 MacAdam steps

**CCT:** 3000K  
**Efficacy:** 82lm/W  
**Delivered lumen output:** 570lm  
**CRI:** 98  
**Standard deviation of colour Matching (SDCM):** 2 MacAdam steps

**CCT:** 4000K  
**Efficacy:** 91lm/W  
**Delivered lumen output:** 640lm  
**CRI:** 98  
**Standard deviation of colour Matching (SDCM):** 2 MacAdam steps

**CCT:** 6000K  
**Efficacy:** 91lm/W  
**Delivered lumen output:** 635lm  
**CRI:** 98  
**Standard deviation of colour Matching (SDCM):** 2 MacAdam steps

**CCT:** 1800K-3100K  
**Efficacy:** 82lm/W  
**Delivered lumen output:** 570lm  
**CRI:** 98  
**Standard deviation of colour Matching (SDCM):** 2 MacAdam steps

**CCT:** 2800K-6000K  
**Efficacy:** 82lm/W  
**Delivered lumen output:** 570lm  
**CRI:** 98  
**Standard deviation of colour Matching (SDCM):** 2 MacAdam steps

## Electrical

<b>Input Voltage:</b> 220-265V	<b>Power Usage:</b> 7W	<b>Current:</b> 170mA	<b>Driver Power Factor:</b> >0.9	<b>Dimming:</b> Yes	<b>DC Cable Length:</b> 0.3m	<b>AC Cable Length:</b> 0.6m
-----------------------------------	---------------------------	--------------------------	-------------------------------------	------------------------	---------------------------------	---------------------------------

*Note: Dayshift (2.8K.6K) will only work with DALI DT8 or ZIGBEE driver*

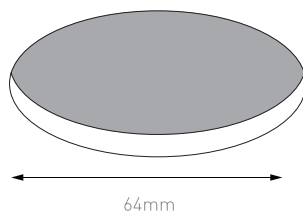
## Physical

<b>Gimbal Angle (°):</b> 17°/ 360°	<b>IP Rating:</b> IP44	<b>IK Rating:</b> IK04
---------------------------------------	---------------------------	---------------------------

## Operational

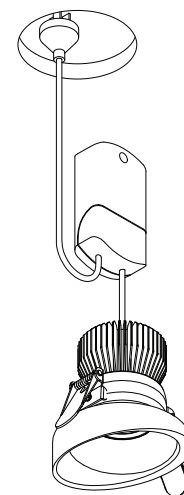
<b>Ambient temp.:</b> -28°C to 60°C	<b>IC Rating:</b> IC-4	<b>UGR:</b> <10 (36° Lens, X=4H, Y=8H)	<b>Lifetime:</b> >100,000 hrs	<b>Warranty:</b> 10 Years
--	---------------------------	---	----------------------------------	------------------------------

## Installation



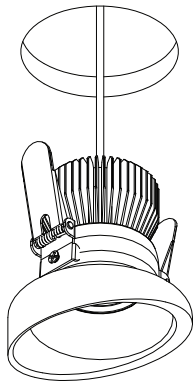
### Step 1

Using a 64mm hole saw, cut a hole in the ceiling at the desired location.



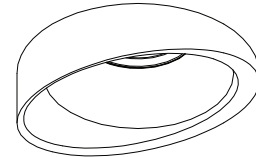
### Step 2

Plug the driver into a mounted general power outlet (GPO) in the ceiling.



### Step 3

Pull back the springs and insert the luminaire into the ceiling cavity. This luminaire can be covered and abutted with insulation.



### Step 4

Once the light is installed, orient the luminaire using its gimbal to focus the light as required.