

BELVEDERE SPOT SINGLE F2

Beam angle	9°
Mounting	Base on ground
Lamps description	6 x 1W Power LED - 3000k
Environment	Outdoor
Finish	Grey, Deep brown
Technical description	Family of adjustable outdoor LED lighting luminaires (double rotation, vertical and horizontal axle) suitable for floor installations (ground or buried) and with remote power supply box; also available in the version with base and stake, both solutions have no installation box. Available in three different heights. Remote power supply box IP67, factory-sealed, external connection IP68 with anti-humidity gel, watertight cable gland IP68, sealed head.



Belvedere Spot Single F2

designed by Antonio Citterio with Toan Nguyen

Family of adjustable outdoor LED lighting luminaires

ELECTRICAL

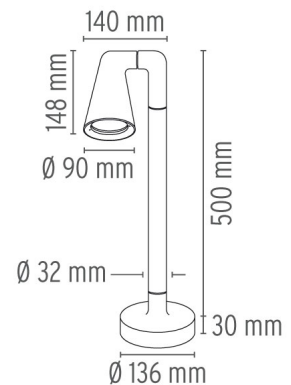
Emergency	Without
Voltage (V)	100/240

PHYSICAL

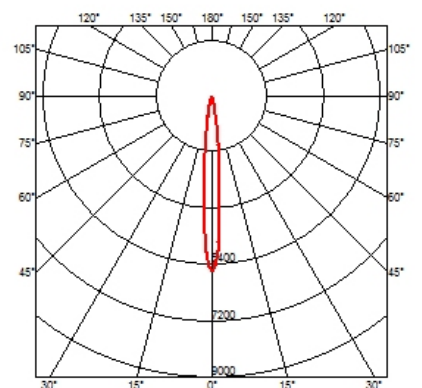
Construction material	Aluminum
Weight (kg)	2.0

● F0985018	Deep brown
● F0985006	Grey

DIMENSIONS



CERTIFICATIONS



Belvedere Spot Single F2 . Lamps



IW Power LED 9

Lamp Watt:

1 W

Lamp category:

LED

Lamp type:

POWER LED 6 x 1W 9°



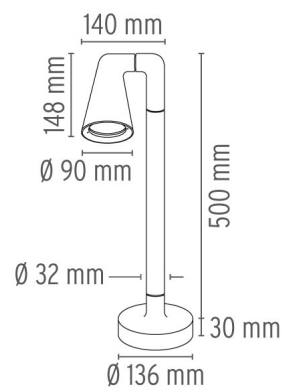
Belvedere Spot Single F2

designed by Antonio Citterio with Toan Nguyen

Family of adjustable outdoor LED lighting luminaires

- F0985018 Deep brown
- F0985006 Grey

DIMENSIONS



CERTIFICATIONS

