

Particle Dispenser

Powder dispersion made easy !



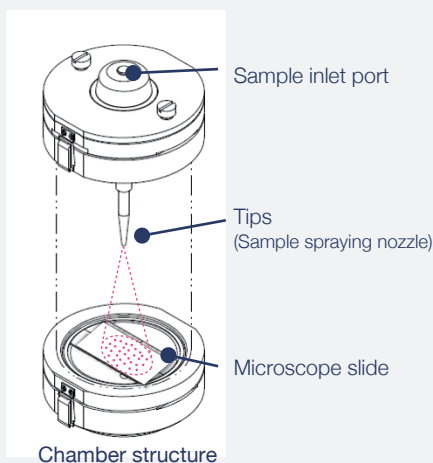
Control Box

Chamber

Features

- Uniform particles dispersion in a simple and intuitive operation
- A high degree of dispersion that is impossible manually
- Ideal sample preparation for challenging particle analysis with micro Raman, micro XRF, SEM or other microscopic techniques


Device configuration and operation



Scan this QR code to watch an explanatory video about this product.



Remove the cup.



Place the sample in the inlet port.



Replace and press the cup to disperse the sample.

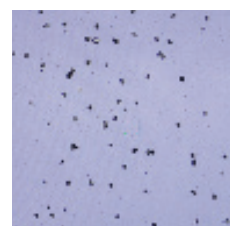
Manual Dispersion



Optical Image

Agglomeration and clustering can easily take place with conventional particle dispersion methods. For complex particle analysis techniques, these clusters which are detected as single, large particles can compromise the results of your analysis.

Dispersion with a Particle Dispenser



Optical Image

Particle dispenser allows you to obtain a well separated and uniform powder dispersion. This ensures that the dispersed samples provide precise and dependable results when using particle analysis techniques.

Well-separated particles dispersion makes it possible to conduct particle-by-particle measurement.

Examples: graphite, silica, alumina, toner, medical powder, etc.

Combining with other analytical techniques broadens the range of analysis

Marking specific particles is possible for complex analysis by micro Raman, SEM, and other microscopic techniques.

- Automatically locate individual
- Chemical ID of individual particles
- Particle size distribution and particle shape analysis
- Particle classification and sorting based on size, shape, and chemical information



X-ray Analytical Microscope
XGT-9000

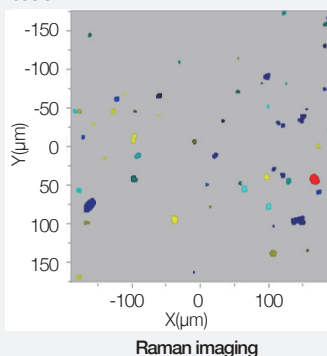


Raman Imaging Microscope
LabRAM Soleil

Example of particle analysis using Raman spectroscopy

Particles Dispenser in combination with particle analysis software such as Particle Finder makes easy the automatic analysis of complex mixtures

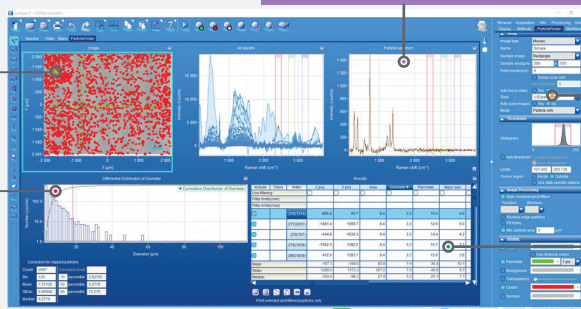
The software automatically detects particles via an optical image, and automatically conducts Raman measurement on a particle-by-particle basis.



ParticleFinder

The software automatically detects particle positions.

Statistical analysis and classification of particles



The software automatically collects the Raman spectra of individual particles.

The software offers highly advanced data processing and analysis functions.

The software displays the sizes and shapes of particles.

Specification

Target sample	Dry powder and granular material
Sample amount	Approx. 0.02 g (differs depending on sample)
Dispersion method	In-chamber spray method using differential pressure
Dimensions	Chamber : 120 (W) × 120 (D) × 308 (H) mm Control Box : 210 (W) × 298 (D) × 308 (H) mm [Large as option] Chamber : 210 (W) × 210 (D) × 308 (H) mm Control Box : 210 (W) × 298 (D) × 308 (H) mm
Chamber material	Acrylic (PMMA)
Mass	13 kg [Large as option: 16 kg]
Power supply	100 V-240 V, 50/60 Hz, 50 VA

Consumables

- Tips : 500 pieces per package
- Film (Cell windows) : 100 pieces per package
- PET sheet (Anti-contamination film) : 80 pieces per package



The HORIBA Group adopts IMS (Integrated Management System) which integrates Quality Management System ISO9001, Environmental Management System ISO14001, and Occupational Health and Safety Management System ISO45001. We have now integrated Business Continuity Management System ISO22301 in order to provide our products and services in a stable manner, even in emergencies.



Please read the operation manual before using this product to assure safe and proper handling of the product.

- The specifications, appearance or other aspects of products in this catalog are subject to change without notice.
- Please contact us with enquiries concerning further details on the products in this catalog.
- The color of the actual products may differ from the color pictured in this catalog due to printing limitations.
- It is strictly forbidden to copy the content of this catalog in part or in full.
- The screen displays shown on products in this catalog have been inserted into the photographs through compositing.
- All brand names, product names and service names in this catalog are trademarks or registered trademarks of their respective companies.

<http://www.horiba.com>

Bulletin:HRE-3954Aa