

*Vegetable Grower's*  
**HANDBOOK**  
..... *The Country's Finest Seeds*



 **SOUTHERN STATES®**

A Farmer Owned Cooperative Since 1923.

[SOUTHERNSTATES.COM](http://SOUTHERNSTATES.COM)



# Contents

## Legend:

- Ⓜ Indicates heirloom varieties that are older, open-pollinated cultivars with a reputation for being high quality and easy to grow.
- Ⓛ Indicates easy to grow varieties recommended for 1st time gardeners and children.

|                    |    |                |    |
|--------------------|----|----------------|----|
| CONTENTS           | 2  | MELONS         | 35 |
| GARDENING ARTICLES | 4  | MIXED VEGGIES  | 38 |
| GARDENING TIPS     | 10 | OKRA           | 40 |
| WHEN TO PLANT      | 11 | ONIONS         | 41 |
| HOW TO PLANT       | 12 | PEAS           | 42 |
| WHEN TO HARVEST    | 13 | PEPPERS        | 46 |
| BEANS              | 14 | PUMPKINS       | 47 |
| BEETS              | 20 | RADISHES       | 49 |
| BROCCOLI           | 21 | SQUASH         | 51 |
| CABBAGE            | 22 | SUNFLOWERS     | 54 |
| CARROTS            | 24 | SWEET CORN     | 55 |
| CUCUMBERS          | 25 | SPECIALTY CORN | 60 |
| GREENS             | 27 | TOMATOES       | 61 |
| HERBS              | 32 | NOTES          | 63 |
| LETTUCE            | 33 |                |    |

In-store availability may vary compared to catalog offerings. If the desired variety is not on the shelf, please ask a store associate about placing a special order (additional freight charge may apply).

Seed Warranty: Southern States® and its dealers warrant the seeds sold in this container are as represented on the label and have been labeled as required under State and Federal seed laws. This express warranty is in lieu of all other warranties whether expressed or implied as to merchantability or fitness. Our liability in this transaction is limited in amount to the purchase price of the seeds. There is no warranty unless patron reports within 30 days after discovery of conditions indicating unsatisfactory results. No representative of Southern States or its dealers may vary any of the foregoing.



# Contents

The work in the garden never seems to end, and often doesn't! On the following pages we'll offer helpful advice to keep your vegetables growing strong.

*\*Disclaimer: The following are recommendations for the mid-atlantic and south eastern regions of the United States. Climate and dates may vary per year. Be sure to verify weather conditions for your area. A climate zone map can typically be found at your local county extension office. You can also come into your local Southern States® for advice and information on growing your garden.*





# *Gardening Articles*

## **FREQUENTLY ASKED QUESTIONS ABOUT SOUTHERN STATES BRANDED VEGETABLE SEED**

### **Are they certified organic?**

None of the Southern States vegetable seeds are certified organic.

### **Are Southern States Vegetable Seeds Genetically Modified (GMO)?**

The Southern States-branded vegetable seeds featured in this catalog and offered for sale on our retail shelves are not genetically modified.

As a farmer-owned cooperative, Southern States aims to provide a variety of products and services to meet our member and customer needs that are economically feasible, scientifically sound and environmentally responsible. Therefore, we do offer a small selection of genetically modified sweet corn currently available in the marketplace (see page 59), which are sold strictly in compliance with state and federal regulations.

### **What is a hybrid variety?**

Hybrid is a term that is often confused with GMO products. A hybrid variety is produced by crossing parents with desirable traits. Hybridization is a process that can occur naturally in the environment or through human selection for the desired traits. A hybrid can be organic or conventional depending on how they are grown, but a hybrid cannot be an heirloom. Saving seeds from hybrid varieties is not recommended because the resulting crops will not share the same traits as the first hybrid crossing.

### **What is an open-pollinated variety?**

The offspring of open-pollinated varieties express traits similar to the parental lineage so seed from these varieties can be collected and replanted in the next season.



# Gardening Articles

## Are they hybrids?

Some of our Southern States vegetable seed varieties are hybrids and some are open-pollinated. Hybrid varieties are designated by the word “hybrid” or symbols “HY” or “F1” in the product name. If there is no hybrid designation, the variety is open-pollinated.

## Are they heirlooms?

Unlike certified organic seed, “heirloom” is a relative term without legal definition set by the USDA. Most of the industry accepts that heirloom is an open-pollinated variety that has been handed down for generations. Generally, open pollinated varieties developed before 1957 are considered to be heirlooms. Southern States offers a wide range of open-pollinated seeds that have been grown for many generations. The varieties we consider to be heirlooms are designated in our Vegetable Grower’s Handbook.

## Are they treated?

All of the sweetcorn, English peas and lima beans are treated, with the exception of the Alaska pea variety.

All of our garden beans and cowpeas are untreated except the Strike bean, Volunteer 1/2 Runner bean, and Zipper cowpea varieties.

Some varieties of small seeded items may be treated as well depending on the variety & supplier.

## Why do we use seed treatment?

We use seed treatment as an extra layer of protection to help with seed germination and seedling health. The treatment defends the seed from fungal pathogens and insect pests. This provides customers an optimal environment to grow a full, healthy crop.

## Can items that are listed in the Vegetable Grower’s Handbook but are not stocked at the local store location be ordered?

Yes! Please ask a store associate to help you place a special order for a non-stock item. *Note: Additional freight charge may apply.*



# Gardening Articles

## INOCULANTS

When it comes to preventing disease and promoting growth in your plants, who couldn't use a helping hand? By forming a partnership with your plants, inoculants work naturally to get those jobs done.

### What are inoculants?

We often think of bacteria, fungi or other soil microbes as unsavory characters; many types of these life forms can help us out. Some form relationships with plant roots, encouraging them to grow while making water and important nutrients more available to the plant. Many live in the soil, breaking down nutrients like phosphorous, so plants can more easily absorb them into their systems while others attack plant pests before they become harmful.

Inoculants are specially formulated organism combinations tailored for each type of crop. Depending on the type of inoculant, inoculants can be applied to seeds or sprayed on the ground. By "inoculating," or treating seed or soil with these organisms, the soil environment and crops are both improved. This leads to stronger plants and increased yield.

### What can inoculants do?

Inoculants are effective in treating many plant problems.

- Biofertilizers are one type of inoculant that increases plant growth. Some bacterial inoculants, called rhizobacterial inoculants, can enhance the availability of nutrients like nitrogen and phosphorous. Other types of bacteria form symbiotic relationships with roots, increasing nitrogen nutrition, plant growth and grain yield. Some bacteria break down soil nutrients to simpler forms for easier plant uptake.
- Biopesticides colonize around the plant and help suppress harmful organisms by killing them or consuming their food resources to starve them. Many bacteria, fungi and nematodes make great biopesticides.
- Another type of inoculant stimulates plants' defenses to pests and pathogens, making it harder for these to attack the plants.

### Inoculant application and storage

Inoculants are available in liquid, solid or freeze-dried form. Growers can purchase pre-inoculated seeds or mix the inoculants with seeds in a planter box before planting. Because inoculants are living organisms, inoculated seeds or mixtures should always be stored in a cool, dark, dry place.

### What are the best types of inoculants for my crop?

With so many choices, selecting the best inoculants for your crop can be confusing. On Page 7, we show the different inoculants suited for various plant types.

# Gardening Articles

| Plant Type          | Inoculant  | Result  |
|---------------------|--|---|
| Ornamental          | <i>Gliocladium sp.</i>   | Antifungal  |
|                     | <i>Trichoderma spp.</i>  | Promotes plant growth   |
| Beans and Peas      | <i>Rhizobium</i>   | Fixes nitrogen  |
|                     | <i>Pseudomonas spp., Bacillus spp.</i>                             | Increases root growth   |
|                     | <i>Bacillus subtilis</i>   | Increases plant disease resistance  |
| Corn, Rice, Wheat   | <i>Azospirillum, Azobacter, Bacillis, and Burkholderia</i> strains | Fixes nitrogen  |
| Many Vegetables     | <i>Bacillis subtilis</i>   | Increases plant disease resistance  |
|                     | <i>Trichoderma spp.</i>  | Promotes plant growth   |
|                     | <i>Pseudomonas spp.</i>  | Promotes plant growth, anti-fungal  |
|                     | <i>Gliocladium spp.</i>  | Anti-fungal   |
| Good for Most Crops | <i>Mycorrhizae</i> fungi   | Increases nutrient and water uptake, increases disease and drought resistance |
|                     | <i>Bt</i>  | Kills caterpillars, beetle larvae, fly larvae and nematodes                   |
|                     | <i>Streptomyces lyclicus, griseoviridis</i>                        | Promotes plant growth, anti-fungal  |

## Pea & Bean Inoculant (Treats Up To 50lbs.)

Using an inoculant results in better plant and root system growth for legumes. Legume plants produce their own nitrogen through a relationship with bacteria called Rhizobia which is in the inoculant as well as in the soil, but, the Rhizobia in the soil are not as active in cool, wet soils. Adding the inoculant gives your legumes a jump start. (This is an all-natural product, but is not organically certified).

**878100**

## Fix-N-Grow Legume Inoculant (Counter Display of 30 Packets)

Fix-N-Grow is a mixture of various beneficial bacteria needed by beans, peas and cowpeas and suspended in easy-to-use granules. Fix-N-Grow lets your customers take advantage of naturally occurring nitrogen in the atmosphere, most of which is formed by lightning, and put it where it will do the most good.

**580150A**





# Gardening Articles

## pH LEVELS IN SOILS AND SOIL TESTING

Gardeners boasting state-fair-sized flowers and growers with consistently healthy row crops rely on more than sunshine, water and a green thumb to keep their plants healthy; they know that one secret to success lies with an annual soil test.

### Where to find a soil test kit?

A soil test can be acquired at your local Southern States store. Simply stop in and ask one of our team members for a soil sampling kit - and feel free to ask questions. Our knowledgeable staff will help walk you through what you'll need to do. Soil kits give you the information you'll need to get started. Once your soil test is complete, you'll have a full recommendation on what to do to get your lawn or garden growing great!

### Testing Your Soil

According to the Clemson University Cooperative Extension program, gardeners should test their soil once each year, ideally in the fall or at least two months before planting to allow time for any necessary lime or other recommended amendments to react with the soil. Accurate results depend on adhering to proper soil testing methods. Follow these guidelines for an accurate soil reading:

1. Use clean tools with no soil residue. Stainless steel or chrome-plated soil probe, hand garden trowel, shovel or spade work best. Avoid using brass, bronze or galvanized tools, as they will contaminate samples with copper and/or zinc.
2. On a day when your soil isn't too wet or too dry, divide your landscape into functional areas (e.g.: vegetable garden, lawn, flower bed and the area closest to your house) and sample those areas individually.
3. Gather at least 10 subsamples from each functional area. Mix the subsamples together in a clean bucket to yield a representative soil sample. The representative soil sample should be at least 2 cups.
4. Collect soil from the appropriate depths. For established lawns, sample soil 2-4 inches from the ground. Soil from vegetable and flower gardens should be 6-8 inches below ground or the tillage depth. And around trees and shrubs, soil should be collected 6 inches below ground.





# *Gardening Articles*

## **Analyzing the Results**

When you're all done, bring in your soil sample to your local Southern States. We'll ship the soil to a lab which then will analyze your results and provide a soil care recommendation, complete with products and application details. A Southern States team member will be glad to review your personalized plan with you—as well as answer any questions you might have.

Your soil test results reveal a few key facts. In addition to indicating the actual pH value, it shows how acidic or basic your soil is and recommends the necessary amount of fertilizer or lime (if needed) per 1,000 square feet that should be added to keep your plants healthy.

The pH scale ranges from 0 to 14. If your soil has a pH less than 7, it is more acidic, while numbers greater than 7 indicate alkaline soil. Azaleas, rhododendrons, blueberries and conifers thrive in acid soils with pH levels around 5, whereas vegetables, grasses and ornamentals prefer only slightly acidic soils, with a pH ranging from 5.8 to 6.5.

If your soil is too acidic, you may need a limestone application. Specific lime requirements (often referred to as LR) are based on each plant's needs. Lime requirements generally indicate the amount of ground limestone that is necessary to raise your soil to a pH level of 6.5. For best results, work the lime into the soil by tilling it under, as surface-applied lime integrates with the soil at a low rate.



# Gardening Tips

## CHECKLIST FOR THE PERFECT GARDEN

There is nothing nicer than harvesting your own produce. Healthy fresh vegetables picked straight from your plot retain considerably more of the nutrients that are often lost in transport and storage. Furthermore, a comparatively small investment in seeds and fertilizer added to a little diligent elbow grease can save you hundreds, perhaps even thousands, of dollars off your grocery bill. Starting and maintaining your own garden is easy and fun.

With Southern States, you'll have everything you need to enjoy fresh produce from your own garden. Start with the check list below to begin planning your garden!

- Start planning your garden in January
- Choose a well-drained, sunny location with sandy loam soil
- Test soil (see store for more information)
- Apply lime and fertilizer in accordance with soil test results
- Choose your vegetables
- Start seeds indoors to maximize growing season
- Till the garden
- Mark off rows
- Plant the seeds
- Water the seeds
- Thin your plants and begin weeding
- Check for disease and pests for immediate control
- Apply additional fertilizer
- Support plants like tomatoes as they grow
- Harvest
- Preservation-canning and freezing

## PLAN YOUR GARDEN

To start planning your garden, you should determine the plant hardiness zone in which your garden is located. In the U.S. there are 11 plant hardiness zones as defined by the United States Department of Agriculture (USDA), which are also known as growing or climate zones. There is no hard and fast rule that says that one species of plant will necessarily flourish or fail outside of its hardiness zone, and it may often be worth an experiment to go a zone either way now and again. However, the plant hardiness zones are considered to be fairly reliable guidelines. Reference your local extension service about planting in your zone.

# When to Plant

Knowing when to plant is critical to a successful garden. This chart indicates the optimum month to plant each variety, based on the upper south climate zone.

| JANUARY              |               |                 | JULY             |               |          |
|----------------------|---------------|-----------------|------------------|---------------|----------|
| Soil Test            |               |                 | Beans, Bush      | Carrots       | Salsify  |
|                      |               |                 | Beets            | Cauliflower   | Tomatoes |
|                      |               |                 | Broccoli         | Celery        | Turnips  |
|                      |               |                 | Brussels Sprouts | Collards      |          |
|                      |               |                 | Cabbage          | Corn          |          |
| FEBRUARY             |               |                 | AUGUST           |               |          |
| Asparagus            |               |                 | Beans, Bush      | Radishes      |          |
| Peas                 |               |                 | Beets            | Spinach       |          |
|                      |               |                 | Kale             | Turnips       |          |
|                      |               |                 | Lettuce          |               |          |
|                      |               |                 | Mustard          |               |          |
| MARCH                |               |                 | SEPTEMBER        |               |          |
| Asparagus            | Kale (Winter) | Potatoes        | Kale             |               |          |
| Beets                | Lettuce       | Radishes        | Winter Onions    |               |          |
| Brussels Sprouts     | Mustard       | Rhubarb         | Radishes         |               |          |
| Cabbage              | Onions        | Spinach         | Spinach          |               |          |
| Carrots              | Parsley       | Swiss Chard     |                  |               |          |
| Collards             | Parsnips      | Turnips         |                  |               |          |
| Kale (Spring)        | Peas          |                 |                  |               |          |
| APRIL                |               |                 | OCTOBER          |               |          |
| Beans, Bush          | Cantaloupe    | Lettuce         | Radishes         | Asparagus     |          |
| Beans, Pole          | Carrots       | Mustard         | Rhubarb          | Winter Onions |          |
| Blackeye Edible Peas | Cauliflower   | Onions          | Spinach          | Rutabaga      |          |
| Beets                | Collards      | Parsley         | Squash (Summer)  |               |          |
| Broccoli             | Corn          | Parsnips        | Squash (Winter)  |               |          |
| Brussels Sprouts     | Cowpeas       | Peas            | Swiss Chard      |               |          |
| Cabbage              | Kale (Spring) | Potatoes        | Turnips          |               |          |
| MAY                  |               |                 | NOVEMBER         |               |          |
| Beans, Bush          | Beets         | Kale (Spring)   | Radishes         | Asparagus     |          |
| Beans, Bush          | Cantaloupe    | Lettuce         | Squash (Summer)  | Winter Onions |          |
| Lima                 | Carrots       | Okra            | Squash (Winter)  | Rutabaga      |          |
| Beans, Pole          | Corn          | Peas            | Sweet Potatoes   |               |          |
| Lima                 | Cowpeas       | Peppers         | Tomatoes         |               |          |
| Blackeye Edible Peas | Cucumbers     | Potatoes        | Turnips          |               |          |
| Peas                 | Eggplant      | Pumpkins        | Watermelons      |               |          |
| JUNE                 |               |                 | DECEMBER         |               |          |
| Beans, Bush          | Cowpeas       | Squash (Summer) | Soil Test        |               |          |
| Beets                | Cucumbers     | Sweet Potatoes  |                  |               |          |
| Carrots              | Eggplant      | Tomatoes        |                  |               |          |
| Collards             | Okra          | Turnips         |                  |               |          |
| Corn                 | Salsify       | Watermelons     |                  |               |          |

# How to Plant

Use the chart below to determine how much seed to buy for your garden. Also listed are optimum planting dates, based on the upper south climate zone.

| vegetable type       | seed for 100 feet of row<br>(sufficient for replanting or multiple plantings) | planting time                                 | distance in feet between rows |                  | distance in inches between plants or hills in row |
|----------------------|---|---|-------------------------------|------------------|---|
|                      |   |   | garden tractor cultivation    | hand cultivation |   |
| Asparagus            | 66 plants   | February and March or October and November    | 4 to 5                        | 3 to 4           | 18  |
| Beans, Bush          | 1 to 2 lb   | April to August                               | 3                             | 2                | 3 to 6  |
| Beans, Pole          | ½ lb  | April to May                                  | 4                             | 4                | 36 to 48  |
| Beans, Bush Lima     | 1 lb  | May   | 3 to 3½                       | 2 to 2½          | 12 to 18  |
| Beans, Pole Lima     | ½ lb  | May   | 4                             | 4                | 36 to 48  |
| Blackeye Edible Peas | 1 lb  | April to May                                  | 3                             | 3                | 3 to 6  |
| Beets                | 2 oz  | March to August                               | 2½ to 3                       | 1 to 2           | 4 to 6  |
| Broccoli             | 66 plants   | April and July                                | 2½ to 3                       | 2 to 3           | 18  |
| Brussels Sprouts     | 66 plants   | March, April and July                         | 2½ to 3                       | 2 to 3           | 15 to 18  |
| Cabbage              | 50 to 66 plants   | Early March, April and Late July              | 3                             | 2 to 2½          | 18  |
| Cantaloupe           | 1 oz  | April and May                                 | 5                             | 3 to 4           | 36 to 48  |
| Carrots              | 1 oz  | March to July                                 | 2½ to 3                       | 1 to 2           | 3 to 4  |
| Cauliflower          | 66 plants   | Set Plants in April and July                  | 3                             | 2 to 2½          | 18  |
| Celery               | 120 to 150 plants   | Set Plants in July                            | 3                             | 1½ to 2          | 8 to 10   |
| Collards             | 1 oz  | March, April, June and July                   | 3                             | 2 to 3           | 18 to 24  |
| Corn                 | 2 oz  | April to July                                 | 3                             | 2 to 3           | 8 to 9  |
| Cucumbers            | ½ oz  | May and June                                  | 5                             | 3 to 4           | 36 to 48  |
| Eggplant             | 50 plants   | May and June                                  | 3                             | 2 to 3           | 24  |
| Kale (Spring)        | 1 to 2 oz   | March to May                                  | 3                             | 1½ to 2          | 8 to 10   |
| Kale                 | 1 to 2 oz   | March, August and September                   | 3                             | 1½ to 2½         | 12 to 18  |
| Lettuce              | ¼ oz  | Early March to May and Late August            | 2 to 3                        | 1½               | 8 to 10   |
| Mustard              | 1 oz  | Early March, April and Late August            | 2 to 3                        | 1 to 2           | 4 to 6  |
| Okra                 | 1 oz  | May and June                                  | 3                             | 2 to 3           | 18 to 24  |
| Onions               | 1 to 2 lb   | March and April                               | 2 to 3                        | 1 to 2           | 3 to 4  |
| Winter Onions        | 2 to 3 lb   | September to November                         | 3                             | 1½ to 2          | 4 to 6  |
| Parsley              | 1 oz  | March and April                               | 2                             | 1 to 1½          | 4 to 6  |
| Parsnips             | ½ to 1 oz   | March and April                               | 2½ to 3                       | 1½ to 2          | 4 to 5  |
| Peas                 | 1 to 2 lb   | February to May                               | 3                             | 2 to 3           | 1 to 3  |
| Peppers              | 66 plants   | May   | 3                             | 2 to 3           | 18  |
| Potatoes             | ½ peck  | March to May                                  | 3                             | 2½ to 3          | 12  |
| Pumpkins             | ½ oz  | May   | 6                             | 4                | 48  |
| Radishes             | 1 oz  | Early March to May, Late August and September | 2 to 3                        | 1 to 1½          | 2 to 3  |
| Rhubarb              | 25 to 30 roots  | Early March and April                         | 4                             | 4                | 36 to 48  |
| Rutabaga             | 1 oz  | Late October and November                     | 2½ to 3                       | 2 to 3           | 4 to 6  |
| Salsify              | 2 oz  | June and July                                 | 2½ to 3                       | 1 to 2           | 4 to 5  |
| Spinach              | 1 to 2 oz   | Early March, April, Late August and September | 2 to 3                        | 1½ to 2          | 4 to 8  |
| Squash (Summer)      | ½ oz  | April to June                                 | 5                             | 3 to 5           | 36 to 60  |
| Squash (Winter)      | 1 oz  | April and May                                 | 5                             | 3 to 5           | 36 to 60  |
| Sweet Potatoes       | 66 to 100 plants  | May and June                                  | 3 to 4                        | 3                | 12 to 18  |
| Swiss Chard          | 2 oz  | March and April                               | 3                             | 1½ to 2          | 6 to 8  |
| Tomatoes             | 33 to 40 plants   | Early May to Late July                        | 3 to 5                        | 2½ to 3          | 30 to 36  |
| Turnips              | 1 oz  | March to August                               | 2½ to 3                       | 1½ to 2          | 4 to 6  |
| Watermelons          | ½ oz  | May and June                                  | 6                             | 4 to 5           | 36 to 72  |

# When to Harvest

To get the best taste, texture and cooking quality, vegetables should be harvested at optimum maturity. This chart indicates the best stage of growth to harvest. Another aid to planning a successful garden is the “Days to Maturity” date printed on each seed package and in this guide. This is based on normal growing conditions and will indicate how many days until the plant reaches optimum maturity.

| vegetable              | part eaten      | too early   | optimum maturity   | too late  |
|------------------------|-----------------|---|--|---|
| Artichoke, Globe       | Immature bloom  | Small flower buds   | When buds are 2" to 4" in diameter   | Large buds with loose scales or bracts  |
| Asparagus              | Stem            | Insufficient length   | 6" to 8" long; no fiber  | Excess woody fiber in the stem  |
| Beans, Lima            | Seed            | Insufficient bean size  | Bright green puffy pod; large seed   | Yellow pods   |
| Beans, Pole Green      | Pod and seed    | Insufficient size   | Bean cavity full; seed ¾ grown   | Large seed; fibrous pods  |
| Beans, Snap Bush       | Pod and seed    | Insufficient size   | Turgid pods; seeds just visible  | Fibrous pods; large seed  |
| Beets                  | Root and leaves | Insufficient size   | Roots 2" to 3" in diameter   | Pithy roots; strong taste   |
| Broccoli               | Immature bloom  | Insufficient size   | Bright green color; bloom still tightly closed                                     | Loose head; some blooms beginning to show                                       |
| Brussels Sprouts       | Head            | Insufficient size; hard to harvest  | Bright green; tight head   | Loose head; color changes to green-yellow                                       |
| Cabbage                | Head            | Insufficient leaf cover   | Heads firm; leaf tight   | Loose leaf; heads cracked open  |
| Cantaloupes            | Fruit           | Stem does not want to separate from fruit   | Stem breaks away easily and cleanly when pulled                                    | Yellow background color; soft rind  |
| Carrots                | Root            | Insufficient size   | ½" to ¾" at shoulder   | Strong taste; oversweet   |
| Cauliflower            | Immature bloom  | Head not developed  | Compact head; fairly smooth  | Curds open; separate  |
| Celery                 | Stems           | Stem too small  | Plant stands 12" to 15" tall; medium-thick stem                                    | Seed stalk formed; bitterness   |
| Collards               | Leaf            | Insufficient leaf size  | Bright green color; small midrib   | Large midrib; fibrous   |
| Corn, Sweet            | Grain           | Grain watery; small   | Grain plump; liquid in milk stage  | Grain starting to dent; liquid in dough stage                                   |
| Cucumber               | Fruit           | Insufficient size   | Dark green skin; soft seeds  | Skin beginning to yellow; hard seeds  |
| Eggplant               | Fruit           | Insufficient size   | High glossy skin; side springs back when mashed                                    | Brown seeds; side will not spring back when mashed                              |
| Lettuce, Head          | Leaves          | Head not fully formed   | Fairly firm; good size   | Heads very hard   |
| Okra                   | Pod             | Insufficient size   | 2" to 3" long; still tender  | Fiber development; tough pods   |
| Onions, Dry            | Bulb            | Tops all green  | Tops yellow; ¾ fallen over   | All tops down; bulb rot started   |
| Peas, English          | Seed            | Peas immature and too small to shell  | Peas small to medium; sweet bright green   | Yellow pods; large peas   |
| Peas, Southern (green) | Seed and pod    | Peas immature and too small to shell  | Seeds fully developed but still soft; soft pods                                    | Hard seeds; dry pods  |
| Pepper, Pimiento       | Pod             | Insufficient size   | Bright red and firm  | Shriveled pod   |
| Pepper, Red Bell       | Pod             | Chocolate-colored pods  | Bright red and firm  | Shriveled pod   |
| Potato, Irish          | Tuber           | Insufficient size   | When tops begin to die back  | Damaged by freezing weather   |
| Potato, Sweet          | Root            | Small size; immature  | Most roots 2" to 3" in diameter  | Early plantings get too large and crack; damaged by soil temperature below 50°F |
| Rhubarb                | Stem            | Small size; immature  | Stem 8" to 15" long is best  | Fleshy stem becomes fibrous   |
| Soybeans               | Seed            | Seeds not developed   | Thick pods; bright green   | Dry pods; seed shatters out   |
| Squash, Summer         | Fruit           | Insufficient size   | Rind can be penetrated with thumbnail  | Penetrating with thumbnail is difficult; large seed                             |
| Squash, Winter         | Fruit           | Soft rind   | Rind difficult to penetrate with thumbnail   | Damaged by frost  |
| Tomatoes               | Fruit           | <p>May be harvested in 3 stages:</p> <p>Mature green - tomato is firm and mature, color changes from green to light green, no pink color showing on blossom end. These tomatoes will store 1 to 2 weeks in the refrigerator.</p> <p>Pink - pink color about the size of a dime on the blossom end. At room temperature, these tomatoes will ripen in about 3 days.</p> <p>Ripe - tomato is full red but still firm. Should be used immediately.</p> |  |   |
| Watermelon             | Fruit           | Green flesh; green stem is difficult to separate  | Melon surface next to the ground turns from a light straw color to a richer yellow | Top surface has a dull look   |

# Beans

Beans thrive in warmer weather; therefore they should not be planted until all danger of frost has past. Lima beans prefer even warmer conditions than garden beans, with a minimum soil temperature of 65° F. They should be planted in full sun, well-drained soil. For bush beans/limas, plant the seeds about 1 to 2 inches deep, 2 to 3 inches apart with rows being 24 to 36 inches apart. Once true leaves have developed, you can thin to about 6 inches apart. For pole varieties, plant about 1 to 2 inches deep, 6 to 8 inches apart with rows being 30 to 48 inches apart.

Whether you are planting pole beans or pole limas, don't forget to utilize some type of support when you plant the beans. All beans need adequate moisture, so you may need to water at least once a week or more depending on weather conditions.

Beans as a whole are one of the easier vegetables to grow and some type of bean or relative is native to just about everywhere in the world, which is great for beginning gardeners.

## BUSH BEANS



Blue Lake 156

### Blue Lake 156

**Matures in 65 days**

An improved variety with uniform, straight 5½–6 inch pods and distinctive Blue Lake flavor.

½ lb ..... 020-40615  
1 lb ..... 020-50615  
5 lb ..... 020-60615  
50 lb ..... 020-80615

### Blue Lake 274 ①

**Matures in 61 days**

The lush green plants are true bush-type, wider than they are high, with round, 5 to 5½ inch long dark green stringless pods. Slow seed development and fiber-free nature make Blue Lake 274 a flavorful favorite.

½ lb ..... 020-40611  
1 lb ..... 020-50611  
5 lb ..... 020-60611

### Burpee Stringless Green Pod ① ②

**Matures in 53 days**

Erect, vigorous bushes grow up to 20 inches high and stand up well under multiple pickings. The stringless medium green pods are round, pointed and curved forward. Delicious fresh or canned.

½ lb ..... 020-40010  
1 lb ..... 020-50010  
5 lb ..... 020-60010



Contender

### Contender ②

**Matures in 55 days**

The attractive, nearly straight, and slender round pods are a rich dark green color and have the added bonus of being stringless. Bush is dark green, leafy and grows to 18 inches.

½ lb ..... 020-40605  
1 lb ..... 020-50605  
5 lb ..... 020-60605

### Dark Red Kidney

**Matures in 95 days**

Dark red beans used in cooking. Used exclusively for dried beans.

1 lb ..... 020-50606  
5 lb ..... 020-60606

# Beans

## Dwarf Horticultural Long Pod (Taylor Strain)

**Matures in 65 days**

Fresh shelled Long Pods cook similarly to limas. The vigorous bushes reach 15 to 18 inches in height and produce ample light green stringy pods that turn white with splashes of crimson as they mature.

1/2 lb..... 020-40003

1 lb..... 020-50003

5 lb..... 020-60003



French Horticulture

## French Horticulture

**Matures in 70 days**

This very productive “cranberry bean” variety has been used primarily for shelling. It is very similar to Dwarf Horticulture.

The vines reach 30 to 36 inches.

1/2 lb..... 020-40622

1 lb..... 020-50622

5 lb..... 020-60622



Goldrush

## Goldrush

**Matures in 56 days**

An attractive yellow wax bean with smooth, straight, slender and round pods.

Has a highly concentrated set carried medium-high on the large-framed bush plant. Well-suited for mechanical or hand harvesting.

1/2 lb..... 020-40601

1 lb..... 020-50601

5 lb..... 020-60601



Jade

## Jade

**Matures in 60 days**

Produces abundant yields over multiple harvests of long, round straight pods with exceptional sweet flavor, tenderness and dark green color. A strong, upright, bush-type plant holds pods above the ground which reduces the likelihood of curling and tip rot.

1/2 lb..... 020-40623

1 lb..... 020-50623

5 lb..... 020-60623

## Kentucky Wonder Bush 125

**Matures in 59 days**

These heavy-yielding beans are outstanding fresh or for canning or freezing. Abundant crop of 6 to 7 inch, medium-green pods. Seeds are white.

1/2 lb..... 020-40007

1 lb..... 020-50007

5 lb..... 020-60007



Mountaineer Half Runner

## Mountaineer Half Runner

**Matures in 56 days**

A delicious favorite for many years. Pods are 4 inches long with some strings but free of fiber. Bush is full, leafy, vigorous and resistant to Common Bean Mosaic. Stake to sustain production.

1/2 lb..... 020-40002

1 lb..... 020-50002

5 lb..... 020-60002

# Beans

## Roma II

**Matures in 59 days**

A high yielding, disease-resistant snap bean, Roma II is tender, meaty and flavorful. The pods are slow to develop seed and fiber, ensuring high eating quality for 3 weeks or longer. Strong plants keep beans off the ground and free of dirt.

1/2 lb ..... 020-40011

1 lb ..... 020-50011

5 lb ..... 020-60011



Royal Burgundy

## Royal Burgundy

**Matures in 51 days**

The bean with its own built-in timer! The bright purple pods turn a brilliant green when tender-crisp. Plants are upright and produce colorful, easy-to-see pods that are 5 to 6 inches long.

1/2 lb ..... 020-40013

1 lb ..... 020-50013

5 lb ..... 020-60013

## Slenderette

**Matures in 53 days**

Slender, smooth stringless pods are glossy and dark green. Very high yield and quality with resistance to Common Bean Mosaic-NY 1, 15 strains, pod mottle and curly top virus. Strong, erect 20 inch plants easily support the bountiful crop of 5 inch beans.

1/2 lb ..... 020-40009

1 lb ..... 020-50009

5 lb ..... 020-60009

## State Half Runner

**Matures in 52 days**

Eaten fresh or shelled as dried beans, State Half Runners thrive under difficult conditions, producing a prolific crop of 4 to 5 inch long pods. Full of old-fashioned flavor.

1/2 lb ..... 020-40006

1 lb ..... 020-50006

5 lb ..... 020-60006

## Strike

**Matures in 55 days**

Very good variety for canning or freezing. The plant produces 5 1/2 inch medium stringless green pods and is very high yielding.

1/2 lb ..... 020-40617

1 lb ..... 020-50617

5 lb ..... 020-60617



Tenderette

## Tenderette ①

**Matures in 55 days**

Considered by some to be the best. The tasty, dark green stringless pods are smooth, straight and without fiber. Plants are a sturdy 18 to 20 inches high and disease resistant to Curly Top, Common Bean Mosaic - NY 1, 15. The 5 1/2 to 6 inch round, slightly creased pods are filled with small white beans and clustered in the upper portion of the plant for easy picking.

1/2 lb ..... 020-40610

1 lb ..... 020-50610

5 lb ..... 020-60610

## Tendergreen

**Matures in 57 days**

The bush of this stringless variety is straight, hardy and fully leafed, providing protection from the hot sun. A great freezer or canner.

1/2 lb ..... 020-40019

1 lb ..... 020-50019

5 lb ..... 020-60019



# Beans

## Topcrop

Matures in 52 days

Excellent for canning or freezing, the sturdy wide-spreading bush has medium green foliage and is 16 to 18 inches tall. The 6 inch stringless pods are slightly curved and tender. Resistant to Common Bean Mosaic.

1/2 lb..... 020-40604

1 lb..... 020-50604

5 lb..... 020-60604



Top Notch Golden Wax

## Top Notch Golden Wax

Matures in 55 days

Heavy producer of stringless wax beans that are somewhat flat, straight, thick and golden yellow in appearance. Plants grow 16 to 18 inches tall, are upright and compact. Creamy white seeds have a brown eye and taste delicious as dry shell beans. Pods grow to be about 5 inches long. Great for canning, freezing, or fresh eating.

1/2 lb..... 020-48635

1 lb..... 020-58635

5 lb..... 020-68635

## Volunteer Half Runner

Matures in 60 days

A superior rust resistant strain of the White Half Runner initially selected by researchers at the University of Tennessee. It has a vigorous plant that can reach a height of 6 feet. It produces early-yielding, round pods that average just over 4 inches in length and make great “snaps”.

1/2 lb..... 020-40633

1 lb..... 020-50633

5 lb..... 020-60633



White Half Runner

## White Half Runner

Matures in 56 days

A good slender climber with full medium-green foliage at the bottom. White Half Runners are a stringed variety used as snap beans in the young and tender stage, and shelled beans in maturity. The small, oval seeds are white.

1/2 lb..... 020-40004

1 lb..... 020-50004

5 lb..... 020-60004

## POLE BEANS



Blue Lake FM1

## Blue Lake FM1

Matures in 66 days

Excellent for canning and freezing, this stringless variety produces a heavy yield of 5 1/2 to 6 inch round, dark green beans. This pole variety has been around for many years and is very popular.

1/2 lb..... 020-40028

1 lb..... 020-50028

5 lb..... 020-60028

## Kentucky Wonder

Matures in 65 days

The classic pole bean growing from 5 to 6 feet tall. Produces medium dark green flat pods averaging 7 to 9 inches long. Slightly stringy, the uneven pods twist, curve and make a highly satisfying “snap.” Seed color is brown.

1/2 lb..... 020-40021

1 lb..... 020-50021

5 lb..... 020-60021

# Beans



Rattlesnake Bean

## Rattlesnake Bean

**Matures in 75 days**

Their name comes from the way their pods twist and snake around the vines and poles. These beans are great in chili or baked dishes. Pole green bean bearing 7 to 10 inch, dark-green pods with purple streaks and tan beans with dark stripes.

1/2 lb..... 020-40005

1 lb..... 020-50005

5 lb..... 020-60005

## LIMA BEANS-BUSH

*All Lima Bean Bush varieties are treated.*

## Burpee Improved Bush

**Matures in 75 days**

An attractive, prolific bush bean that grows 18 to 20 inches tall. The medium green curved pods are 4 1/2 to 5 inches long and contain 4 to 5 large, pale green beans. Seeds are large and greenish-white.

1/2 lb..... 020-40037

1 lb..... 020-50037

5 lb..... 020-60037



Dixie Butterpea White

## Dixie Butterpea White

**Matures in 75 days**

Producing white, small and nearly round lima beans, this variety's plants are 16 to 24 inches high. Expect 3 to 4 beans per pod.

1/2 lb..... 020-40038

1 lb..... 020-50038

5 lb..... 020-60038



Early Thorogreen

## Early Thorogreen

**Matures in 65 days**

A flat, thin, 3 inch lima without the mealy texture that characterizes many of their thicker cousins. An attractive side-dish or addition to soups and casseroles.

1/2 lb..... 020-40033

1 lb..... 020-50033

5 lb..... 020-60033



Eastland

## Eastland

**Matures in 75 days**

A continuous producer, the plant is strong, vigorous and upright, reaching 20 inches. Semi-flat pods are 3 to 4 inches long with 3 flavorful beans each.

1/2 lb..... 020-40036

1 lb..... 020-50036

5 lb..... 020-60036

**MOST GARDEN & LIMA BEANS AVAILABLE IN 50 LB. BAGS**

# Beans



Fordhook No. 242

## Fordhook No. 242



### Matures in 75 days

Among the most popular limas in the country. Tender and meaty, it's a great freezer. Plump pods are easy to shell. Dark green plants are knee-high and upright.

1/2 lb.....020-40035

1 lb.....020-50035

5 lb.....020-60035



Henderson

## Henderson

### Matures in 65 days

This baby lima has great canning and freezing qualities. The strong 16 inch bush is erect and hearty. Creamy white 3 1/4 inch beans are broad, flat and dark green.

1/2 lb.....020-40032

1 lb.....020-50032

5 lb.....020-60032



Jackson Wonder

## Jackson Wonder

### Matures in 68 days

A bean that enjoys a great popularity in the south. The strong, erect 16 to 20 inch bush produces slightly curved, 3 to 3 1/2 inch pods. Dark green with a broad flat shape. Pods produce 3 to 4 medium-small buff colored beans with splashes of purple.

1/2 lb.....020-40034

1 lb.....020-50034

5 lb.....020-60034



Woods Prolific

## Woods Prolific

### Matures in 71 days

Similar to Henderson, but more vigorous, larger and later in season.

1/2 lb.....020-40031

1 lb.....020-50031

5 lb.....020-60031

## LIMA BEANS-POLE

### Christmas

#### Matures in 88 days

A pole lima with very large speckled beans. Plants are 7 to 9 feet tall. Pods are 5 to 5 1/2 inches long and produce 2 seeds each. Used as a green shelled lima or dried bean.

1/2 lb.....020-40042

1 lb.....020-50042

5 lb.....020-60042



King of the Garden

## King of the Garden

### Matures in 85 days

Vine is 7 to 9 feet tall with vigorous medium-green foliage. Pods are 5 to 6 inches long, light green, flat, with 4 to 5 beans per pod. Well adapted for freezing. White, large seeds are thick and flat.

1/2 lb.....020-40043

1 lb.....020-50043

5 lb.....020-60043

# Beets

Timeliness is essential for a good harvest. Sow beets in early spring or late summer. Plant  $\frac{1}{2}$  inch deep and keep well watered throughout the growing season. Sow beets thickly and then thin the plants several times, once when clusters are established and again when beets are about 4 inches tall. Allow enough space for each beet plant to have room for its roots.

## Crosby Egyptian

**Matures in 55 days**

A top choice for home growers due to its early arrival in the garden plus its appealing red flesh, fine texture and sugary sweet taste. The smooth, round, flat shape with its slender taproot make it desirable as a bunching type that market growers will appreciate. The home gardener will appreciate its great freezing qualities.

$\frac{1}{2}$  oz ..... 020-20050

$\frac{1}{4}$  lb ..... 020-30050

1 lb ..... 020-50050



Cylindra

## Cylindra

**Matures in 60 days**

This beet is uniquely shaped with a long cylindrical taproot that gives more delicious slices for the table or in the canning jar. Its flavor is exceptionally sweet and tender. A deep dark red, this is a great favorite of many home gardeners.

$\frac{1}{2}$  oz ..... 020-20055

$\frac{1}{4}$  lb ..... 020-30055

1 lb ..... 020-50055

## Detroit Dark Red

**Matures in 58 days**

A long-time favorite all-purpose garden beet. It's early, freezes and cans well, and has flesh that is free of fiber. It has a uniform shape with a slim taproot and reddish hued tops that will make a tasty meal when young and tender. This beet has long been a hit because of its tender sweetness.

$\frac{1}{2}$  oz ..... 020-20051

$\frac{1}{4}$  lb ..... 020-30051

1 lb ..... 020-50051

5 lb ..... 020-60051



Detroit Supreme

## Detroit Supreme

**Matures in 64 days**

Globe-shaped with blood-red flesh. Erect, medium-tall tops are glossy dark green tinged with maroon and are supported by a small crown.

$\frac{1}{2}$  oz ..... 020-20054

$\frac{1}{4}$  lb ..... 020-30054

1 lb ..... 020-50054



Red Ace Hybrid

## Red Ace Hybrid

**Matures in 53 days**

Smooth, sweet root that resists "zoning" in warm weather and matures earlier than open-pollinated strains. Medium-sized crown with 13 to 15 inch tops. Heat resistant and tolerant of Cercospora leaf spot.

$\frac{1}{2}$  oz ..... 020-20053

$\frac{1}{4}$  lb ..... 020-30053

1 lb ..... 020-50053

## Sugar Beet

**Matures in 95 days**

These highly productive giant beets are valuable livestock feed. Oval to spindle-shaped roots up to 20 lbs. each, with white flesh. Contains less water and more sugar than other beets. Good for wildlife food plots. NOT INTENDED FOR DIRECT HUMAN CONSUMPTION.

$\frac{1}{4}$  lb ..... 020-30056

1 lb ..... 020-50056

5 lb ..... 020-60056

# Broccoli

Broccoli is a rewarding vegetable to grow and is best planted in soil rich with organic matter. The seed should be sown early in spring so the heads mature before hot weather, or in late summer for a fall crop. Thin broccoli so the plants are about 18 inches apart, keep weeded and well watered to promote steady growth and production.



Green Sprouting Calabrese

## Green Sprouting Calabrese

**Matures in 80 days**

An open pollinated variety of broccoli with large blue-green central heads. It is a heavy producer with good side shoot production.

$\frac{1}{4}$  oz ..... 020-10068

$\frac{1}{4}$  lb ..... 020-30068



Waltham 29



## Waltham 29

**Matures in 75 days**

A variety with large dark blue-green heads and long stalks with marvelous flavor. The 4-6 inch heads, arrayed with side shoots, make for marvelous fresh eating or can be frozen. This adaptable broccoli can be planted spring and fall. Performs outstandingly in the fall, withstanding the cold.

$\frac{1}{4}$  oz ..... 020-10001

$\frac{1}{4}$  lb ..... 020-30001

# Cabbage

Cabbage comes in a variety of colors (green, red or purple) as well as a variety of head shapes. Choosing the proper variety for your area will make growing cabbage in the garden a relatively easy task. It is best to start seeds indoors by sowing them about 1/2 inch deep, and then transplant the plants to the garden. Place the plants in a location that receives full sun to slight shade. Early cabbage plants should be planted in the garden early in spring so the heads will mature prior to the heat of the summer. Late cabbage varieties can be planted in the summer to produce heads in the fall. You will want to space the plants about 12 to 24 inches apart. Fertilize and water the plants to ensure the best possible results. Harvest cabbage when the heads have formed and are firm.



Charleston Wakefield



Early Jersey Wakefield



Golden Acre

## Charleston Wakefield

**Matures in 70 to 75 days**

Medium-early cabbage variety. Small, compact plant produces a sweet-tasting head of 4 to 5 pounds. A popular variety, especially in the south.

1/2 oz ..... 020-20077

1 lb..... 020-50077

## Early Jersey Wakefield

**Matures in 63 days**

This medium green early variety is a space-saving, compact size with heads that are 7 inches long and 5 inches in diameter. Crisp, white interior.

1/2 oz ..... 020-20070

1/4 lb ..... 020-30070

1 lb..... 020-50070

## Golden Acre (Yellows-resistant)

**Matures in 55 days**

Uniform plant with outer leaves dark green shading to lighter green at maturity. Medium-bright, upright and compact. About 11 inches tall. Head is 6 to 7 inches in diameter, weight 3 to 3 1/2 pounds.

1/2 oz ..... 020-20064

1 lb..... 020-50064

# Cabbage



Late Flat Dutch

## Late Flat Dutch

**Matures in 100 days**

A hardy and vigorous grower. The dark green leaves and short plant stem hold large, broad heads that are slightly flattened and exceptionally solid. Average size of head is 8 pounds.

1/2 oz ..... 020-20079

1 lb..... 020-50079



Red Acre

## Red Acre (Yellows-resistant)

**Matures in 76-86 days**

Compact, short stemmed plants produce hard, deep red/purple heads that are 5 to 7 inches and weigh 2 to 4 pounds. This variety is solid in the early stages, uniform in color, and resistant to splitting. Stands well and is a good red for storage.

1/4 oz ..... 020-10071

1/4 lb ..... 020-30071

1 lb..... 020-50071



Savoy Perfection

## Savoy Perfection

**Matures in 85 days**

A flavorful crinkled leaf cabbage. Its head consists of loose leaves, which vary in color from dark green to light green containing lacy patterned veins. This unique cabbage type can add texture and interest to your garden.

1/4 oz ..... 020-10072

1/4 lb ..... 020-30072

1 lb..... 020-50072



# Carrots

Sow carrot seeds early in spring as soon as the ground is workable. The seed is very small and much easier to sow if mixed with sand or fine soil. Sow  $\frac{1}{2}$  inch deep in rows 1 foot apart. Thin while young, and again several times as they grow, ending with plants 2 inches apart. Carrot seeds need to be kept evenly moist as they are slow to germinate, sometimes taking several weeks. For best flavor, wait to harvest until carrots are deeply colored and fully matured.



Chantenay

## Chantenay

**Matures in 70 days**

An early carrot that does well even in heavy soil, due to its firm, chunky shape. Large, crisp and tender with deep orange coloring.

$\frac{1}{4}$  oz ..... 020-10080

1 lb..... 020-50080

## Danvers Half-Long

**Matures in 70 days**

Leading variety for storage. Well-suited to freezing. Slender, tapered roots are 6 to 7 inches long and bright orange.

$\frac{1}{4}$  oz ..... 020-10084

$\frac{1}{4}$  lb..... 020-30084

1 lb..... 020-50084

## Little Finger

**Matures in 65 days**

Even in heavy soils expect super sweet miniatures well suited to cooking whole. The bright orange cylinder has a blunt tip and is 4 inches long and  $\frac{3}{4}$  inch in diameter.

$\frac{1}{4}$  oz ..... 020-10082

$\frac{1}{4}$  lb..... 020-30082



Long Orange

## Long Orange

**Matures in 86 days**

This selection is used primarily for market gardens. It features long, tapered roots and deep orange coloring. Excellent quality.

$\frac{1}{4}$  oz ..... 020-10081

1 lb..... 020-50081



Rainbow Blend

## Rainbow Blend

**Matures in 70-80 days**

A colorful mixture of five varieties of baby carrots. Plant Atomic Red, Bambino (orange), Cosmic Purple, Lunar White, and Solar yellow to create perfect bunches of baby carrots. Great for all specialty and farming markets.

$\frac{1}{4}$  oz ..... 020-10088

$\frac{1}{4}$  lb ..... 020-30088

1 lb..... 020-50088

## Scarlet Nantes

**Matures in 70 days**

Well-loved classic is crisp, sweet, and delicious with a high sugar content. Nearly coreless 6 inch carrots grow in nine weeks.

$\frac{1}{4}$  oz ..... 020-10089

$\frac{1}{4}$  lb ..... 020-30089

1 lb..... 020-50089



# Cucumbers

Cucumbers are grouped into 2 categories: pickling and slicing. Depending on what you plan to do with your harvest, you will want to choose the right one. However, whichever type you choose, they will both need to be cared for in the same manner. Plant your seeds about 1 to 1½ inches deep in late spring or early summer, when all chances of frost have passed. You will want to plant them 36 to 48 inches apart, as cucumbers take up a lot of room in your garden. However, if space is an issue, you can put up some type of support and have the plant grow upright instead of along the ground. Cucumbers are susceptible to disease and insect damage, so you will need to monitor your plants regularly for any problems. Harvest cucumbers when fruit is still immature to maximize the number of cucumbers produced. Harvesting regularly can help to keep your plants producing for a longer period of time.



Calypso Hybrid

## Calypso Hybrid

**Matures in 51 days**

Medium-green fruit is straight, well-shaped and has good tolerance to both northern and southern disease complexes. Vine is strong, vigorous and productive. A popular pickling cucumber.

¼ oz ..... 020-10125

¼ lb ..... 020-30125

1 lb ..... 020-50125



Early Spring Burpless Hybrid

## Early Spring Burpless Hybrid

**Matures in 45 days**

An early hybrid burpless cucumber. Produces 10 to 12 inch beautiful dark green, crisp fruit with a pleasingly sweet flavor. Continual yields result from compact semi-bush type plants. Disease tolerant.

¼ oz ..... 020-10810

¼ lb ..... 020-30810

1 lb ..... 020-50810



Marketmore 76

## Marketmore 76 ①

**Matures in 65 days**

8 to 9 inches, this variety is excellent for slicing or salads. Semi-bush characteristics, disease resistance and season-long productivity.

¼ oz ..... 020-10806

¼ lb ..... 020-30806

1 lb ..... 020-50806

## National Pickling ②

**Matures in 56 days**

A black-spined pickling cucumber. The 6 inch fruit has a thin skin to absorb spices and flavorings.

½ oz ..... 020-20128

¼ lb ..... 020-30128

1 lb ..... 020-50128

# Cucumbers



Poinsett 76

## Poinsett 76 ①

**Matures in 60 days**

Replaces the lower yielding Polaris variety. Long, dark green fruit is smooth with rounded ends. Vigorous vine with excellent resistance to downy mildew, powdery mildew and anthracnose.

1/2 oz ..... 020-20807

1/4 lb ..... 020-30807

1 lb ..... 020-50807

5 lb ..... 020-60807



Saladmore Bush Hybrid

## Saladmore Bush Hybrid

**Matures in 55 days**

One of the 2014 All-America Selections (AAS) regional winners. The semi-bush vining plants produce sweet, crisp, dark green cucumbers. The variety exhibits multiple disease resistances. Additionally, it can be picked small for pickles or larger for fresh slicing. It will do best in full sun during the warm season. No staking required.

1/4 oz ..... 020-10811

1/4 lb ..... 020-30811

1 lb ..... 020-50811



White Wonder

## White Wonder ②

**Matures in 60 days**

These 5 to 7 inch fruits are greenish-white in color, and have a cylindrical shape with rounded ends. The perfect pickler.

1/2 oz ..... 020-20119

1 lb ..... 020-50119



Straight Eight

## Straight Eight ① ②

**Matures in 64 days**

The classic fruit is 7 to 8 inches long with round blunt ends and a uniform, deep, dark green color.

1/2 oz ..... 020-20123

1/4 lb ..... 020-30123

1 lb ..... 020-50123

5 lb ..... 020-60123

# Greens

Whether you prefer good old-fashioned spinach, or the more exotic flavor and look of swiss chard, it helps to know what conditions your greens prefer. Use the chart below to ensure all your greens grow strong to the finish.

| vegetable type     | growing suggestions   |
|--------------------|---|
| <b>collards</b>    | Plant collards in spring or make the most of their heat tolerance and stagger plantings by seeding the vegetable in June, July and August for a continuous supply. For the best flavor, the leaves should be picked while still tender.   |
| <b>kale</b>        | Kale cannot tolerate hot weather, but doesn't mind the cold. In fact, it tastes even better when nipped by a frost. Sow early in spring in rows 2 or 3 feet apart. The vegetable may also be sown in October for spring use if covered with straw. Kale is rich in vitamins A and C, high in potassium, calcium and iron, and is a good source of fiber. It maintains flavor best when frozen.  |
| <b>mustard</b>     | Sow seed thinly as early in the spring as weather permits, in rows about 1 foot apart. For late fall use, sow during August. 1 ounce sows 100 row feet.   |
| <b>spinach</b>     | Germinates best in nitrogen-rich soil that is rather cool. Sow 1 inch deep, covering firmly, in rows 1 foot apart or in beds for better use of space. For fall plantings, sow more thickly as germination is slower in warmer soil. Keep well-watered and weeded.   |
| <b>swiss chard</b> | Feeling a bit adventuresome? As soon as the ground can be worked in the spring, lay your rows 18 to 24 inches apart. Sow the seed immediately and cover with 1 inch of soil. Thin to allow 4 or 5 inches between plants. Harvest when plants reach 7 to 9 inches tall, using the outer leaves first to ensure always having young and tender leaves. Swiss chard will winter over in milder areas.  |
| <b>turnips</b>     | Turnips hit their peak just about the time other vegetables in the garden succumb to frost, but they can also be planted in the spring. In either case, turnips like frequent cultivation and temperatures under 75 degrees. To grow spring turnips for the roots rather than for greens, plant the seeds in hills located 12 to 18 inches apart and cover with ½ inch of soil. After they are up and growing, thin to 4 or 6 inches apart. If growing mainly for the tasty tops, however, sow thickly and don't thin as much. Harvest while small for best flavor and texture. For a winter crop, sow in late July or early August in rows or just broadcast the seed. |

# Greens

## COLLARDS



Georgia Southern

### Georgia Southern

**Matures in 80 days**

Grows like cabbage. Withstands cold; flavor improved by frost. Used extensively for greens.

1/2 oz ..... 020-20095

1/4 lb ..... 020-30095

1 lb ..... 020-50095

5 lb ..... 020-60095

### Morris Heading

**Matures in 83 days**

Short-stemmed plant is 30 to 34 inches high, with broad, wavy, medium-green leaves and moderately tight head. Slow bolting. Good for winter planting. Longer standing than Georgia.

1/2 oz ..... 020-20096

1/4 lb ..... 020-30096

1 lb ..... 020-50096

### Vates

**Matures in 75 days**

Non-heading and slow to bolt, with mild flavored cabbage-like leaves. Frost resistant and winter-hardy in southern gardens.

1/2 oz ..... 020-20092

1/4 lb ..... 020-30092

1 lb ..... 020-50092

5 lb ..... 020-60092

## CRESS



Upland Cress

### Upland Cress

**Matures in 50 days**

Dark green, glossy leaves, spicy flavor. Also called "Creasy Greens".

1/2 oz ..... 020-20148

1/4 lb ..... 020-30148

1 lb ..... 020-50148

5 lb ..... 020-60148

## KALE



Dwarf Blue Curled Scotch

### Dwarf Blue Curled Scotch

**Matures in 53 days**

Resistant to cold weather, this variety is great for freezing, spreading, and is a uniform plant. Leaves have a distinct bluish-green cast, extremely curly.

1/2 oz ..... 020-20145

1/4 lb ..... 020-30145

1 lb ..... 020-50145

5 lb ..... 020-60145



Dwarf Siberian (Curled)

### Dwarf Siberian (Curled)

**Matures in 60 days**

Used for home and market gardens, and freezing. Vigorous and hardy plant. Low and spreading, with large, thick, curly leaves.

1/2 oz ..... 020-20144

1/4 lb ..... 020-30144

1 lb ..... 020-50144

5 lb ..... 020-60144

### Premier

**Matures in 45 days**

When over-wintered, the plants remain compact while developing new growing points on the main stem. This results in a higher production of foliage for spring harvest. Plants resist bolting 3 to 4 weeks longer. A vigorous growing, smooth-leaved variety with deep green foliage and scalloped edges.

1/2 oz ..... 020-20149

1/4 lb ..... 020-30149

1 lb ..... 020-50149

5 lb ..... 020-60149

# Greens

## Rape

### Matures in 30 days

A cabbage-related plant that will persist well after the first frost. Leaves are sweet, tender and crunchy, especially when harvested after exposure to chilly weather.

1/2 oz ..... 020-20141

1/4 lb ..... 020-30141

1 lb ..... 020-50141

5 lb ..... 020-60141

## Spring

### Matures in 30 days

Makes a fine salad when young and tender. Sometimes called Hanover Salad. Plant is hardy, smooth-leaved and quick-growing.

1/2 oz ..... 020-20142

1/4 lb ..... 020-30142

1 lb ..... 020-50142

5 lb ..... 020-60142

## MIXED GREEN



Garden Greens Mix

## Garden Greens Mix

### Matures in 50 days

A combination of kale, mustard and turnips to produce a diverse 'greens' patch.

1/4 lb ..... 020-30899

1 lb ..... 020-50899

## MUSTARD

### Florida Broadleaf

#### Matures in 50 days

A large, erect plant with vigorous growth habit. Popular variety featuring bright green leaves with cream colored midribs.

1/2 oz ..... 020-20173

1/4 lb ..... 020-30173

1 lb ..... 020-50173

5 lb ..... 020-60173

### Giant Southern Curled

#### Matures in 60 to 70 days

Produces well throughout the growing season. An impressively large plant with oval-shaped leaves that curl and fringe on the edges. Bright medium green.

1/2 oz ..... 020-20170

1/4 lb ..... 020-30170

1 lb ..... 020-50170

5 lb ..... 020-60170

### Old Fashioned

#### Matures in 48 days

Sweet and tender healthy greens. Growth habit is semi-erect, with lush medium-dark green leaves that are decidedly serrated. Harvest promptly and often, as this is an early bolting mustard green.

1/2 oz ..... 020-20174

1/4 lb ..... 020-30174

1 lb ..... 020-50174

5 lb ..... 020-60174



Savannah Hybrid

## Savannah Hybrid

### Matures in 20 days

An exceptionally early producer, Savannah resists bolting better than open-pollinated types and adapts well to diverse conditions. Uniform and fast-growing, plants stand tall with round, thick, deep green leaves.

1/4 oz ..... 020-10172

1/4 lb ..... 020-30172

1 lb ..... 020-50172

## Tendergreen

### Matures in 55 days

Mild mustard with spinach flavor. Large oblong leaves, very dark green in color, smooth, with slender, light center ribs.

1/2 oz ..... 020-20171

1/4 lb ..... 020-30171

1 lb ..... 020-50171

5 lb ..... 020-60171

# Greens

## SPINACH



Apache Spinach

### Apache Spinach

**Matures in 80 days**

A vigorous variety going into cooler weather from summer seeding. It does well in Spring, just not the longest days of summer.

1/2 oz ..... 020-20295

1/4 lb ..... 020-30295

1 lb ..... 020-50295

### Bloomsdale Longstanding

**Matures in 45 days**

A beautiful variety with medium-large leaves that are rounded at the tips, crinkly and thick, and a shiny, rich green. A good choice for late spring or summer harvesting. Good freezing qualities.

1/2 oz ..... 020-20292

1/4 lb ..... 020-30292

1 lb ..... 020-50292

5 lb ..... 020-60292



Olympia Spinach

### Olympia Spinach

**Matures in 45-50 days**

A top-notch smooth leaf hybrid spinach that has a great flavor. Has thick and dark green leaves that grow upright. Prefers cool temperatures.

1/2 oz ..... 020-20296

1/4 lb ..... 020-30296

1 lb ..... 020-50296

## SWISS CHARD



Lucullus

### Lucullus

**Matures in 55 days**

Stems are light green in color, broad and thick; leaves are light green and crumpled. Excellent for freezing.

1/2 oz ..... 020-20310

1 lb ..... 020-50310



Rhubarb

### Rhubarb

**Matures in 60 days**

This attractive 20 to 24 inch plant produces deep green leaves with red veins. Stems are bright red and slightly flattened.

1/2 oz ..... 020-20194

1/4 lb ..... 020-30194

1 lb ..... 020-50194



Silverado

### Silverado

**Matures in 60 days**

Especially resistant to bolting, the plants are compact with eye-appealing dark green leaves and wide white stems. Harvest outer leaves first to keep plant producing throughout the season.

1/2 oz ..... 020-20196

1 lb ..... 020-50196

# Greens

## TURNIPS



Amber Globe

### Amber Globe

**Matures in 75 days**

Sweet and fine-grained with pale yellow-white flesh. The 14 inch tops are robust and large, medium-green, and cut-leaved. The globe-shaped roots are 5 to 6 inches in diameter.

1/2 oz ..... 020-20335

1/4 lb ..... 020-30335

1 lb ..... 020-50335

5 lb ..... 020-60335

### Purple-Top White Globe

**Matures in 55 days**

The classic turnip. Tops are medium-large, dark green and erect. Root is 4 to 5 inches in diameter and globe shaped. Bright purple on top and white below.

1/2 oz ..... 020-20332

1/4 lb ..... 020-30332

1 lb ..... 020-50332

5 lb ..... 020-60332



Royal Crest Hybrid

### Royal Crest Hybrid

**Matures in 55 days**

Similar to the Purple-Top White Globe, Royal Crest offers improved uniformity and quality. Strong, deep colored greens and bright roots.

1/4 oz ..... 020-10331

1/4 lb ..... 020-30331

1 lb ..... 020-50331

### Seven Top

**Matures in 40 days**

Grown primarily for the tasty, nutritious tops as the root is very tough and non-edible. Harvest often when the tops are young and tender to promote regrowth.

1/2 oz ..... 020-20333

1/4 lb ..... 020-30333

1 lb ..... 020-50333

5 lb ..... 020-60333



Topper Hybrid

### Topper Hybrid

**Matures in 35 days**

Grown exclusively for the abundant, tasty, dark green leaves. Similar to Seven Top, the plant is erect and a very energetic producer.

1/4 oz ..... 020-10336

1/4 lb ..... 020-30336

1 lb ..... 020-50336



White Lady Hybrid

### White Lady Hybrid

**Matures in 35 to 45 days**

The white flesh is very sweet and flavorful. Root is medium-sized with excellent color and uniform round shape.

1/4 oz ..... 020-10338

1/4 lb ..... 020-30338

1 lb ..... 020-50338

# Herbs

Many herbs can be grown successfully with minimum effort. When selecting an herb garden site choose one that is well drained with average soil fertility. If conditions are too wet herbs won't grow too rich and the plants will produce excessive foliage with poor flavor. Herbs can be sown in containers or outdoors, covering lightly, but may need to be thinned after emergence depending on the location. Harvest mature herbs in the morning, just after the dew has dried, but before the sun gets hot to maximize concentration of essential oils and thus flavor.



Basil

## Basil

**Matures in 45 days**

Basil is a popular and often used herb. Besides being wonderfully aromatic, the lush dark green leaves are a nice contrast in the garden and can easily be preserved.

1/4 oz ..... 020-10217

1/4 lb ..... 020-30217

## Arugula

**Matures in 15 days (baby leaf) or 30 days (full plant)**

Roquette arugula is a slow bolting annual with stalks and lobed leaves that are mild in flavor. Plants grow 8 to 10 inches tall and are commonly used in baby leaf and braising mixes.

1/4 oz ..... 020-10216

1/4 lb ..... 020-30216



Coriander

## Coriander (Cilantro)

**Matures in 42 days**

Coriander and cilantro are actually the same herb. The seed form, coriander, is one of the oldest known herbs. The foliage referred to as Chinese parsley or cilantro is an essential spice in many ethnic dishes and highly attractive to bees and other pollinators. Harvest seeds once brown and dry well for jar storage. Leaves do not dry well, but may be frozen in freezer bags.

1/4 oz ..... 020-10215

1/4 lb ..... 020-30215



Dill

## Dill

**Matures in 50 days**

Dill is easy to grow with attractive feathery foliage that can be tasty in a number of dishes. The herb is self-seeding, so expect volunteer plants in subsequent seasons. Dill is also a favorite food of caterpillars that will become beautiful butterflies. Seeds can be rubbed clean, air-dried and stored in jars until needed.

1/4 oz ..... 020-10212

1/4 lb ..... 020-30212

## Forest Green Parsley

**Matures in 70 days**

Leaves are finely cut with a triple curl, making it superior for garnish. Plants are erect and vigorous.

1/4 oz ..... 020-10211

1/4 lb ..... 020-30211



# Lettuce

Lettuce have small root systems and require a good supply of nutrients in the surface soil. The soil pH range for lettuce is between 6.0 and 7.0. Try to select a plot that is well drained and moist rather than soggy. Seed leaf lettuce 8 to 12 inches apart in rows that are 12 to 24 inches apart and seed head lettuce 12 to 15 inches apart in rows that are 30 to 42 inches apart. Both varieties will be happy being planted  $\frac{1}{4}$  of an inch to  $\frac{3}{8}$  of an inch deep.



Black-Seeded Simpson

## Black-Seeded Simpson



**Matures in 43 days**

Renowned for its rapid growth, this is a large, upright and compact plant. Leaves are curled, crisp and light green.

$\frac{1}{2}$  oz ..... 020-20153

$\frac{1}{4}$  lb ..... 020-30153

1 lb ..... 020-50153

5 lb ..... 020-60153

## Buttercrunch



**Matures in 58 days**

This black-seeded variety is known for its heat tolerance and resistance to bolting. With thick, crisp, juicy leaves, Buttercrunch is loosely headed and much like Bibb, only larger.

$\frac{1}{2}$  oz ..... 020-20156

1 lb ..... 020-50156



Grand Rapids

## Grand Rapids

**Matures in 43 days**

A non-heading lettuce noted for its large, crisp, light green leaves, attractively curled and fringed. A superior choice for greenhouse owners and as an early market variety when seeds have been sown outside.

$\frac{1}{2}$  oz ..... 020-20150

1 lb ..... 020-50150

## Great Lakes

**Matures in 83 days**

Strong ability to form heads even under adverse weather conditions. Large firm heads are covered with very large dark green leaves that are resistant to tip burn.

$\frac{1}{2}$  oz ..... 020-20154

$\frac{1}{4}$  lb ..... 020-30154

1 lb ..... 020-30154



Iceberg

## Iceberg

**Matures in 82 days**

Perhaps the most used salad green, the medium-large heads are dense, solid and crisp. A true classic.

$\frac{1}{2}$  oz ..... 020-20155

$\frac{1}{4}$  lb ..... 020-30155

1 lb ..... 020-50155

## Paris Island Cos

**Matures in 83 days**

Romaine type lettuce with light green outer leaves form elongated, tightly folded heads about 10 inches tall. Heart leaves are greenish white and have endive-like flavor.

$\frac{1}{4}$  oz ..... 020-10159

$\frac{1}{4}$  lb ..... 020-30159

1 lb ..... 020-50159



# Lettuce



Red Romaine



Red Sails



Salad Bowl

## Red Romaine

**28 Days to maturity for baby leaf, 50-52 days to maturity for full head**

A colorful, tart addition to any salad, this gourmet variety produces 10-12 inch heads. Color varies from green to deep red to bronze. Dark color develops best in cool weather.

1/4 oz ..... 020-10143

1/4 lb ..... 020-30143

1 lb ..... 020-50143

## Red Sails

**Matures in 55 days**

An All-America Selections winner, Red Sails is large-headed with very attractive maroon-tinged outer leaves. This outstanding loose leaf lettuce is slow to bolt and tolerates heat well.

1/4 oz ..... 020-10152

1/4 lb ..... 020-30152

1 lb ..... 020-50152

## Salad Bowl ①

**Matures in 50 days**

This variety withstands heat well. Medium-sized and compact with bright green lobed leaves.

1/2 oz ..... 020-20157

1/4 lb ..... 020-30157

1 lb ..... 020-50157



# Melons

When growing melons, weather is key. The warmer it is, the sweeter the melons will be. Plant melons in late spring to early summer, when air and soil are very warm. It will help to use plenty of compost or manure, then cover with black plastic. Transplanted seedlings can be placed into holes punched in the plastic if necessary. Sow  $\frac{1}{2}$  inch deep in hills that are 6 to 8 feet apart. For cantaloupes and muskmelons, plant 10 to 12 seeds per hill, then thin to 4 plants each. Plant only 6 to 8 seeds per hill for watermelon, and thin as needed.

## CANTALOUPE



Banana

### Banana

**Matures in 80 days**

The long, tapered shape and color give this melon its name. Often reaching 18 inches and weighing 4 to 5 pounds, this variety has a light yellow hue and smooth texture. Flesh is a traditional orange color.

$\frac{1}{2}$  oz ..... 020-20164

$\frac{1}{4}$  lb ..... 020-30164

1 lb ..... 020-50164

### Hales Best Jumbo

**Matures in 85 days**

Fruit grows approximately  $7\frac{1}{2}$  inches in diameter, slightly striped, ribbed and well-netted with deep salmon flesh.

$\frac{1}{2}$  oz ..... 020-20166

$\frac{1}{4}$  lb ..... 020-30166

1 lb ..... 020-50166

### Hearts of Gold Improved

**Matures in 92 days**

The very small seed cavity is surrounded by thick, firm, sweet flesh, deep golden in color. Fruit is well rounded, netted and measures about  $5\frac{1}{2}$  inches in diameter.

$\frac{1}{2}$  oz ..... 020-20161

$\frac{1}{4}$  lb ..... 020-30161

1 lb ..... 020-50161



Improved Rocky Ford

### Improved Rocky Ford

**Matures in 88 days**

This unique green-fleshed melon adds variety when presented with traditional melons. Fruits are about  $5\frac{1}{2}$  inches long and 5 inches in diameter, almost round with distinctively netted exterior.

$\frac{1}{2}$  oz ..... 020-20160

$\frac{1}{4}$  lb ..... 020-30160

1 lb ..... 020-50160

## HONEYDEW



Green Flesh

### Green Flesh

**Matures in 85-100 days**

This is a delicious honeydew melon with a sweet green flesh. Produces large  $6\frac{1}{2}$  inch by 6 inch melons and weighs about 5 lbs.

$\frac{1}{4}$  oz ..... 020-10167

$\frac{1}{4}$  lb ..... 020-30167

1 lb ..... 020-50167

# Melons

## WATERMELON



All Sweet

### All Sweet

#### Matures in 90 days

This popular watermelon has an oblong shape with firm bright red flesh. The rind is dark green with thin stripes. Weighs 25 to 30 pounds.

1/4 oz ..... 020-10375

1/4 lb ..... 020-30375

1 lb ..... 020-50375

### Charleston Gray 133

#### Matures in 85 days

Oblong and grayish-green, Charleston Gray has a fine-textured, bright red interior. Shows good resistance to common diseases. Fruit weighs 30 to 35 pounds.

1/2 oz ..... 020-20348

1/4 lb ..... 020-30348

1 lb ..... 020-50348



Congo

### Congo

#### Matures in 95 days

Weighing in at 35 to 40 pounds, Congo has a very tough rind that will resist bruising. Delicious, sweet flesh that is bright red toward the center. A hearty producer of high-quality oblong melons. Resists anthracnose.

1/2 oz ..... 020-20346

1 lb ..... 020-50346



Charleston Gray 133



Crimson Sweet

### Crimson Sweet

#### Matures in 85 days

High on flavor, the fairly large fruit has distinct stripes of medium dark green on a base of bright green. Flesh is fine-textured, bright red and sweet, with small seeds. Bottom side of the fruit turns from white to cream as it matures. Resists fusarium wilt and anthracnose.

1/2 oz ..... 020-20351

1/4 lb ..... 020-30351

1 lb ..... 020-50351


# Melons



Florida Giant



Jubilee



Sugarbaby

## Florida Giant

**Matures in 90 days**

Also known as Cannon Ball or Black Diamond, this variety is one of the best nearly round melons. Growing up to 45 pounds, Florida Giant is deep green with bright red flesh. An all-purpose favorite.

1/2 oz ..... 020-20349

1/4 lb ..... 020-30349

1 lb ..... 020-50349

## Jubilee

**Matures in 95 days**

Developed for its resistance to fusarium wilt and race 1 anthracnose, the long, faintly grooved fruit is light green with distinct dark green stripes. Grows to about 35 pounds. Flesh is bright red with black, stippled seeds.

1/2 oz ..... 020-20362

1/4 lb ..... 020-30362

1 lb ..... 020-50362

## Sugarbaby

**Matures in 75 days**

A small, round variety weighs about 8 pounds. Striped rind covers medium-red flesh that is fine-textured and sweet. Seeds very small and not excessive.

1/2 oz ..... 020-20350

1/4 lb ..... 020-30350

1 lb ..... 020-50350

## Improved Kleckley Sweet

**Matures in 85 days**

A large cylindrical melon that weighs about 35 pounds. This white-seeded variety's thin, strong rind makes slicing easy and its deep, dark green color is an attractive contrast to the juicy, red, fine-textured flesh.

1/2 oz ..... 020-20341

1 lb ..... 020-50341





# Mixed Veggies

One of the greatest rewards of gardening comes from growing vegetables that aren't always available in the average supermarket. The chart below offers some advice on making sure you have above-average success with these fun crops.

| vegetable type     | growing suggestions  |
|--------------------|--|
| <b>cauliflower</b> | Plant seeds in hot bed or flats early in spring but sow the seed sparingly and cover lightly with $\frac{1}{4}$ inch of fine soil. Transfer the cauliflower to the garden when the plants are about 5 inches high and place in rows that are $2\frac{1}{2}$ feet apart with the plants 2 feet apart. Cauliflower likes a rich soil and steady moisture and monthly feedings with a nitrogen-rich fertilizer. For the best flavor, harvest when heads are still white. To keep heads white, pull some of the larger leaves up over the heads and fasten with a rubber band or string. |
| <b>eggplant</b>    | Start the seeds in hot beds, then transfer to pots to allow for stockiness before moving to the garden. The ground needs to be very warm and rich with organic matter and they need to be placed in full sun with 3 feet between each plant. Supplement with a well-balanced fertilizer once a month and keep roots cool and moist with an application of mulch when plants are 8 to 10 inches tall. Harvest while skin still has a glossy look. Once it begins to dull, it is overripe and will be spongy.  |
| <b>parsnips</b>    | Parsnips are a root vegetable, and soil condition definitely influences their appearance. For a better-shaped parsnip, be sure to plant in soil that is fine and loose. Thinly sow the seed in shallow rows that are no more than $\frac{3}{4}$ inch deep, and when the plants have emerged and are vigorously growing, thin them to 4 to 5 inches apart. Sow in early spring and be patient as parsnips are slow-growing. To bring out the best flavor after harvesting, store them just above freezing for several weeks.  |
| <b>rutabaga</b>    | Rutabagas, also known as "yellow turnips," are old-fashioned root vegetables. Sow the seed in rows that are 12 to 18 inches apart, covering with $\frac{1}{2}$ inch of soil. Once the plants are up and thriving, thin so they are spaced 4 to 6 inches apart. Rutabagas prefer cooler temperatures and if you attempt to grow them in very hot weather they become woody. As with other root vegetables, harvest while young for best flavor and texture.   |

# Mixed Veggies

## CAULIFLOWER

### Snowball Y Cauliflower

Matures in 55 days

Large, strong leaves wrap up and over the medium-to-large heads of this improved early variety to help keep the heads an attractive snowy white.

1/4 oz ..... 020-10190

1/4 lb ..... 020-30190

## EGGPLANT



Black Beauty Eggplant

### Black Beauty Eggplant

Matures in 83 days

Adapted to freezing. Plant is 24 to 30 inches tall, erect, compact, with large leaves, and bears between 4 and 6 fruits that are deep, purplish black and smooth.

1/4 oz ..... 020-10130

1/4 lb ..... 020-30130

## GOURD



Birdhouse

### Birdhouse

Matures in 95 days

A novelty item that is fun to grow and use. A colorful, creamy orange with mottled browns, this gourd is shaped like a bottle, making it ideal to use as an attractive and appealing home for many cavity-nesting birds. For optimum results, start plants indoors.

1/4 oz ..... 020-10877

1/4 lb ..... 020-30877

1 lb ..... 020-50877

### Mixed Large and Small

Matures in 85 days

Special mixture of small- and large-type gourds. For best results, seeds should be sown to avoid thinning so that slower growing types are not eliminated from the mixture.

1/4 oz ..... 020-10876

1/4 lb ..... 020-30876

## PARSNIPS

### Hollow Crown

Matures in 130 days

A strong and dynamic root vegetable that improves in taste only after 1 or 2 frosts. Measuring about 12 inches long, 3 inches in diameter, it tapers to a smooth point. The tasty flesh is fine-textured and snowy white.

1/4 oz ..... 020-10222

1/4 lb ..... 020-30222

1 lb ..... 020-50222

## RUTABAGA



American Purple - Top Yellow

### American Purple-Top Yellow

Matures in 90 days

Tender and not stringy. The outer skin is purple at the crown and creamy yellow at the bottom. Large size and good keeping qualities.

1/2 oz ..... 020-20270

1/4 lb ..... 020-30270

1 lb ..... 020-50270

# Okra

Sow okra late in the spring or early summer after the ground becomes warm. Cover seed 1 inch deep in rows that are 3 feet apart. Thin so plants are spaced 12 to 18 inches apart. Okra grows very quickly and should be harvested frequently.



Clemson Spineless



Jambalaya



Perkins

## Clemson Spineless

**Matures in 55 days**

Standard variety 6 to 7 inch pods.

1/2 oz ..... 020-20182

1/4 lb ..... 020-30182

1/2 lb ..... 020-40182

1 lb ..... 020-50182

5 lb ..... 020-60182

## Jambalaya

**Matures in 55 days**

An early maturing variety that boasts a very compact plant with small leaves. It offers high yields of very uniform, shiny, dark green pods.

1/4 oz ..... 020-10181

1/4 lb ..... 020-30181

1 lb ..... 020-50181

## Perkins

**Matures in 60 days**

Plants are heavy with lush foliage, reaching heights of 3 1/2 to 4 1/2 feet. Slender dark green pods are 7 to 8 inches long, well-tapered and ribbed.

1/2 oz ..... 020-20180

1/4 lb ..... 020-30180

1 lb ..... 020-50180

## Dwarf-Stalk Long Green

**Matures in 50 days**

This compact variety arrives early. Plants are 2 1/2 to 3 feet tall and sturdy. The 7 inch pods are very tender when young and are dark green and ribbed.

1/2 oz ..... 020-20183

1/4 lb ..... 020-30183

1 lb ..... 020-50183




Dwarf-Stalk Long Green



# Onions

Onion are planted in gardens in late fall or early spring and in 4 to 5 weeks you will have green onions. If left to fully mature you will have dry onions in late July or early August.



Candy Hybrid

## Candy Hybrid

**AVAILABLE AS SEED**

**Matures in 85 days**

A hybrid day length neutral yellow cooking onion that can be spring seeded in all areas of the U.S. It is less pungent than other cooking types and will store well if properly cured.

1/4 oz ..... 020-10385

1/4 lb ..... 020-30385

1 lb ..... 020-50385



# Peas

Peas are not only delicious; they are nutritious and easy to grow. Pea varieties consist of three basic types: shelling peas, snap peas and snow peas. The growing requirements for each are very similar. When locating your rows, look for an area that receives full sun. Plant the seeds 1 to 2 inches deep and cover with soil, lightly tamping it down over the seeds. Peas don't thrive in hot weather; they grow best in spring and summer when daytime temperatures average between 60 to 75 degrees. *All English Pea varieties are treated. No cowpeas are treated except the Zipper Cream variety.*

## Alaska

**Matures in 54 days**

Widely used for canning. Wilt-resistant vines are 26 inches tall, slender and light green. Pods are 2<sup>3</sup>/<sub>4</sub> inches long, smooth and blunt.

1/2 lb ..... 020-40231

1 lb ..... 020-50231

5 lb ..... 020-60231

## Dwarf Gray\* Sugar

**Matures in 65 days**

This edible-podded variety is wilt resistant. Vines are 24 to 30 inches tall. Hardy, prolific and resistant to fusarium wilt. Dry seed is small, smooth, round and mottled, reddish-gray in color.

1/2 lb ..... 020-40234

1 lb ..... 020-50234

5 lb ..... 020-60234

## Frosty

**Matures in 64 days**

A top choice for freezing. Energetic vines grow to 28 inches tall, with long, dark green 3<sup>1</sup>/<sub>2</sub> inch pods containing up to 8 sweet peas.

1/2 lb ..... 020-40236

1 lb ..... 020-50236

5 lb ..... 020-60236



**Knight**

## Knight

**Matures in 61 days**

A good early pea, Knight shows tolerance to common wilt diseases and powdery mildew. Produces 7 or 8 large peas per pod on 24 inch vines.

1/2 lb ..... 020-40734

1 lb ..... 020-50734

5 lb ..... 020-60734



**Green Arrow**

## Green Arrow

**Matures in 70 days**

Green Arrow has long pods with 9 to 11 bright green peas per pod. The peas are sweet and slightly wrinkled. Mildew resistant.

1/2 lb ..... 020-40733

1 lb ..... 020-50733

5 lb ..... 020-60733

## Laxton's Progress No. 9

**Matures in 64 days**

This variety is suitable for freezing. Vines are 15 inches tall, dark green and sturdy. Pods measure 4 to 4<sup>1</sup>/<sub>2</sub> inches and are long, dark green, pointed and borne singly. Susceptible to wilt.

1/2 lb ..... 020-40235

1 lb ..... 020-50235

5 lb ..... 020-60235

**MOST PEAS &  
COWPEAS  
AVAILABLE IN  
50 LB. BAGS**

\*Denotes edible pods

# Peas

## Sugar Snap\* ①

**Matures in 64 days**

Winner of the All America Selections Committee's Gold Medal Award. Pick the delicious, tender and crisp pods when young and eat whole, pod and peas, raw, with a dip, stir-fried, or cooked lightly as you would green beans. Care: Provide support as vines grow 4 to 6 feet tall. Water by soaking soil to reduce danger of disease.

1/2 lb..... 020-40731

1 lb..... 020-50731

5 lb..... 020-60731



Super Sugar Snap

## Super Sugar Snap\*

**Matures in 64 days**

An outstanding early snap pea. Full double pods provide heavy yields with super crispy, sweet taste. Vines grow up to 60 inches tall. Resistant to powdery mildew.

1 M..... 020-70738

2.5 M..... 020-90738

10 M..... 020-82738

\*Denotes edible pods

## Tall Telephone (Alderman) ②

**Matures in 78 days**

Vigorous vines are 60 to 70 inches tall. Pods are 5 to 5 1/2 inches long, medium-dark green, pointed and slightly curved. Large, wrinkled seed. This old-fashioned variety is susceptible to wilt.

1/2 lb..... 020-40233

1 lb..... 020-50233

5 lb..... 020-60233

## Thomas Laxton

**Matures in 61 days**

A classic variety with unsurpassed freezing qualities. Vines are wilt-resistant, 30 inches tall, and lush medium green. Dark green pods are 3 1/2 inches long and straight with blunt ends.

1/2 lb..... 020-40230

1 lb..... 020-50230

5 lb..... 020-60230

## Wando ②

**Matures in 66 days**

Dependable and prolific, Wando has a tolerance for weather extremes that allows planting early or late. Pods are 3 1/2 inches long, dark green and well-filled. Vines are 28 inches tall, sturdy and filled with dark green foliage. An excellent choice for freezing or canning.

1/2 lb..... 020-40703

1 lb..... 020-50703

5 lb..... 020-60703

## COWPEAS

*All Cowpeas are subject to crop availability. Inventory may not be available until mid-March.*

## Big Boy

**Matures in 60-65 days**

A prolific, bush-type variety that is good for the home garden. Big Boy produces a long, light tan pod and cream-colored seeds that are large, flat, and wrinkled with a buff-brown or maroon eye.

1/2 lb..... 020-40711

1 lb..... 020-50711

5 lb..... 020-60711



California Blackeye No. 46

## California Blackeye No. 46

**Matures in 90 days**

Typical blackeye type seeds (cream with a black eye), smaller than those produced by the California Blackeye #5 variety. Strong yielder that is good for canning.

1/2 lb..... 020-40722

1 lb..... 020-50722

5 lb..... 020-60722



# Peas



CT Dimpled Brown Crowder

## CT Dimpled Brown Crowder

**Matures in 85 days**

Suitable for canning, freezing or drying. Allow plenty of space when planting, as runner-type vines will spread over a large area. Medium-sized seeds are brown with a tan eye.

1/2 lb..... 020-40726

1 lb..... 020-50726

5 lb..... 020-60726



Dixielee Crowder

## Dixielee Crowder

**Matures in 64 days**

Pods are located well off the ground for easy picking. Short maturity allows for 2 crops in a single growing season.

1/2 lb..... 020-40719

1 lb..... 020-50719

5 lb..... 020-60719



Knuckle Purplehull

## Knuckle Purplehull

**Matures in 60-65 days**

Large seeded brown crowder pea that produces short purple pods that resemble knuckles when full of pods.

Good for fresh market, canning or freezing. Semi-vining plants.

1/2 lb..... 020-40727

1 lb..... 020-50727

5 lb..... 020-60727



Mississippi Silverskin

## Mississippi Silverskin

**Matures in 60-65 days**

Large seeded brown crowder with beautiful pale green silvery pods at green shell stage and light straw-color pods when dry. Low bushy plant with few runners.

1/2 lb..... 020-40720

1 lb..... 020-50720

5 lb..... 020-60720



Pinkeye Purplehull BVR

## Pinkeye Purplehull BVR

**Matures in 85 days**

This easy-shelling, flavorful pea does well in home gardens and can be used as a green or dry pea.

1/2 lb..... 020-40728

1 lb..... 020-50728

5 lb..... 020-60728



Purplehull Big Boy

## Purplehull Big Boy

**Matures in 60-65 days**

A prolific, bush-type variety that is good for the home garden. Produces cream-colored seeds similar to the Big Boy variety except that the pods (hulls) are purple.

1/2 lb..... 020-40712

1 lb..... 020-50712

5 lb..... 020-60712

# Peas



Texas Cream 40

## Texas Cream 40

**Matures in 65 days**

This variety was originally developed by crossing an extra early blackeye and a mid-season cream pea. Plants are bushy with long cream-colored pods that develop above the foliage. Peas are light green in color.

1/2 lb ..... 020-40710

1 lb ..... 020-50710

5 lb ..... 020-60710



Top Pick Pinkey

## Top Pick Pinkey

**Matures in 50 days**

Newer, improved pinkey. Pods are placed at the top of the plant for easy mechanical or hand picking. Upright bush type plant grows to 18 to 26 inches tall. Pods are easy to shell and are a light purple color when ready to pick.

1/2 lb ..... 020-40705

1 lb ..... 020-50705

5 lb ..... 020-60705



Zipper

## Zipper

**Matures in 66 days**

This large, easy-shelling cream pea with high yields is delicious and great for the home gardener. Its name comes from the ease at which the "string" can be pulled like a zipper to release the peas from the pod. Plants are low and bushy and pods are medium green.

1/2 lb ..... 020-40708

1 lb ..... 020-50708

5 lb ..... 020-60708



# Peppers

Peppers can be grown in a wide variety of situations and respond well to production in containers. Ensure that the soil has been treated with a suitable low nitrogen fertilizer (such as 5-10-10 or 10-10-10) and keep the plants well watered until established. Peppers favor a slightly acidic soil with a pH range between 5.8 and 6.5 giving the best results.



California Wonder

## California Wonder

**Matures in 74 days**

Sweet and mild, this thick-walled variety is dark green, shiny and 4 to 4½ inches long. When fully mature, fruits turn scarlet red and very sweet. The strong plants are dynamic growers.

¼ oz ..... 020-10243

¼ lb ..... 020-30243

## Hungarian Hot Wax

**Matures in 65 days**

For canning, pickling or use in spicy dishes. 6 inches long and 1½ inches thick at the shoulders. Yellow at first, they turn fiery red. Plants are 18 to 22 inches tall.

¼ oz ..... 020-10246

¼ lb ..... 020-30246



Jalapeño M

## Jalapeño M

**Matures in 75 days**

The hot 3 inch fruit ripens from green to brilliant red. The brightly colored peppers add zest to salsa and make for an attractive dried display in the kitchen.

¼ oz ..... 020-10239

¼ lb ..... 020-30239

1 lb ..... 020-50239

## Long Red Cayenne

**Matures in 70 days**

Recommended for canning, drying and pickling. Plant is 24 to 30 inches tall, upright and vigorous. Fruit is 4½ to 5 inches in length, ½ inch in diameter at the shoulder, tapered to point, thin, slender, twisted and very hot.

¼ oz ..... 020-10245

¼ lb ..... 020-30245



Sweet Banana

## Sweet Banana

**Matures 70 days after transplanting**

Ideal for pickling. Fruit is 5 to 6 inches long, medium-thin, light yellow-to-red, tapering to a point. Plant has continuous fruiting habit.

¼ oz ..... 020-10240

¼ lb ..... 020-30240



Long Red Cayenne

# Pumpkins

Give your pumpkin patch plenty of space and prepare your bed early, around March/April for May/June planting. Pumpkins do well in a pH neutral soil between 6.0 and 6.5. Plant seeds about 2 inches deep in holes around 2 to 3 feet apart.



Big Max

## Big Max

**Matures in 120 days**

Huge pumpkins up to 70 inches around often weigh 100 pounds or more, if given plenty of moisture, fertilizer and space. Bright orange skin covers 4 inches thick bright yellow-orange flesh. Delicious for pies.

1/2 oz ..... 020-20839

1/4 lb ..... 020-30839

1 lb ..... 020-50839

## Connecticut Field II

**Matures in 100 days**

Produces uniform 8 to 10 inch high fruit, 12 inches in diameter. Deep orange fruit weighs 12 to 16 pounds and has shallow ribs.

1/2 oz ..... 020-20259

1/4 lb ..... 020-30259

1 lb ..... 020-50259



Dill's Atlantic Giant

## Dill's Atlantic Giant

**Matures in 125 to 130 days**

The grand-daddy of all giant pumpkins. Present day record for this amazing variety is now over 1,300 pounds and produces 400 to 500 pound fruit consistently with proper growing procedures. The only one to grow for giant pumpkin contests and international competitions. Perfect for huge jack-o-lanterns and fall displays.

1/2 oz ..... 020-20851

1/4 lb ..... 020-30851

1 lb ..... 020-50851



Connecticut Field

## Howden I

**Matures in 105 days**

A classic variety. Fruits weigh 20 to 25 pounds. Ideal for jack-o-lanterns. Smooth, uniform and deep orange.

1/4 oz ..... 020-10850

1/4 lb ..... 020-30850

1 lb ..... 020-50850



Jack Be Little

## Jack Be Little I

**Matures in 90 days**

A popular miniature variety well-suited for decorative arrangements. Measuring only 2 inches by 3 inches, fruit will last about 8 months if properly "cured." Plant averages 8 mini pumpkins.

1/4 oz ..... 020-10257

1/4 lb ..... 020-30257

1 lb ..... 020-50257

# Pumpkins



Jack-O-Lantern

## Jack-O-Lantern

① H

**Matures in 110 days**

Great for Halloween, but also for pies and canning. About 10 inches long and 8 inches in diameter. Deep yellow with hard rind. Coarse-textured flesh, sweet and thick. Very uniform.

1/2 oz ..... 020-20254

1/4 lb ..... 020-30254

1 lb ..... 020-50254

## Lumina

**Matures in 100 days**

This novel white pumpkin is excellent for carving or painting. 8 to 10 inches high and flattened, weighing about 12 pounds. May have some blue on the rind under certain conditions. Interior flesh is orange.

1/4 oz ..... 020-10847

1/4 lb ..... 020-30847

1 lb ..... 020-50847

## Mammoth Gold H

**Matures in 120 days**

One of the largest of all pumpkins, this variety averages 60 pounds, but can reach 100 pounds under optimum growing conditions. Fruit is about 20 inches long by 24 inches in diameter, with slightly grooved and mottled yellow-orange rind.

1/2 oz ..... 020-20250

1/4 lb ..... 020-30250

1 lb ..... 020-50250



Mini Harvest Blend Hybrid

## Mini Harvest Blend Hybrid

**Matures in 90-100 days**

Multi-colored edible selection of three ornamental mini-pumpkins that includes Bumpkin (semi-bush plants producing orange fruit with strong stems), Gooligan (vigorous vines producing white fruit), and Hooligan (produces a bicolored fruit that is mottled with orange and white). Grows best in full sun.

1/4 oz ..... 020-10248

1/4 lb ..... 020-30248

1 lb ..... 020-50248

## Small Sugar H

**Matures in 115 days**

Also known as New England Pie, the sweet fruit is unsurpassed for baking. About 6 pounds, 8 inches deep and 10 inches in diameter. Dark orange with faint grooves. Slightly flat ends.

1/2 oz ..... 020-20252

1/4 lb ..... 020-30252

1 lb ..... 020-50252



Striped Cushaw

## Striped Cushaw H

**Matures in 115 days**

Attractive coloration consists of smooth white skin and green mottled stripes on fruits that are 20 inches long, 9 inches in diameter, and weigh about 12 pounds. Flesh is thick, solid and yellow. A versatile variety.

1/2 oz ..... 020-20251

1/4 lb ..... 020-30251

1 lb ..... 020-50251

## Wee Be Little

**Matures in 95 days**

An All-America Selections winner for 1999, this deep orange miniature fruit is easy to grow. Plants spread to only 6 or 8 feet.

1/4 oz ..... 020-10841

1/4 lb ..... 020-30841

1 lb ..... 020-50841



# Radishes

Cool weather is essential for good quality radishes since they become pithy in hot weather. Sow seed  $\frac{1}{4}$  inch deep in 12 inch or wider rows in early spring or early fall. Thin once the seedlings emerge to allow 2 to 3 inches between plants. Several small plantings can be made at weekly intervals to lengthen harvest duration. Pull radishes out of the soil in a timely manner when roots are  $\frac{1}{2}$  to 1 inch in diameter. Under proper harvest conditions they will keep up to a month in the refrigerator once cleaned and trimmed.



Cherry Belle

## Cherry Belle ①

**Matures in 22 days**

Noted for great taste, color, shape and texture, the uniform, round root is bright cherry red with a crunchy white interior that is mild and sweet. Short tops make this a good choice for hot beds or greenhouse forcing. An All-America Selections bronze medal winner.

$\frac{1}{2}$  oz ..... 020-20264

1 lb..... 020-50264



Easter Egg Blend

## Easter Egg Blend

**Matures in 28 days**

Produces white, red, purple, pink and violet-colored roots with excellent flavor and interior quality. Tops are medium height, medium green and strap-leaved.

$\frac{1}{2}$  oz ..... 020-20265

$\frac{1}{4}$  lb..... 020-30265



Scarlet Globe

## Scarlet Globe ①

**Matures in 22 days**

Perhaps the most popular radish, it is very adaptable for forcing under glass. Olive shape, smooth, thin taproot. Bright scarlet color, tender white flesh.

$\frac{1}{2}$  oz ..... 020-20260

1 lb..... 020-50260

# Radishes



White Chinese (Celestial)

## White Chinese (Celestial)

**Matures in 55 days**

An all-season variety, but particularly adapted for winter use. Flesh is firm, crisp and quite pungent. Large roots with blunt base. Average length is 7 inches with a shoulder diameter of 2½ inches.

½ oz ..... 020-20268

1 lb..... 020-50268



White Icicle

## White Icicle

**Matures in 27 days**

Mild, sweet, crisp and snowy white inside and out. Smooth, slender, well-tapered and 5 to 6 inches long. A prolific producer with short tops. A good variety for forcing.

½ oz ..... 020-20263

1 lb..... 020-50263



White-Tipped Scarlet

## White-Tipped Scarlet

**Matures in 25 days**

Closely resembling a turnip in coloration with its crimson red top and a distinctly pristine white tip. Flesh is decidedly crispy and clearly white.

Nicely rounded with a slender taproot.

½ oz ..... 020-20261

1 lb..... 020-50261



# Squash

By following a few simple rules, squash can make even the most indifferent gardener an unqualified success. As soon as the soil is warm, plant 8 to 10 seeds in hills of soil that are spaced 4 to 6 feet apart. Then thin the seedlings out, leaving the 3 sturdiest plants to each hill. Squash likes lots of organic matter such as aged manure or compost in its soil. For best flavor, harvest the vegetables while they are young and still shiny, and before their seeds are well-developed. A versatile vegetable, the many varieties of squash lend themselves to everything from appetizers to desserts. They are excellent sautéed or steamed and when used in casseroles, breads or cakes. They're even good raw with dips.



49er Hybrid

## 49er Hybrid

**Matures in 50 days**

Produces straight, golden yellow zucchini measuring 7 to 8 inches long. The plants are upright and open. It has excellent yields and flavor, and can be marketed as both baby zucchini and full size fruits. Good for both home gardens and roadside stands.

1/4 oz ..... 020-10314

1/4 lb ..... 020-30314

1 lb ..... 020-50314



Black Beauty Zucchini

## Black Beauty Zucchini

**Matures in 45 days**

A continual bush-type plant that produces cylindrical fruits that are straight and slender with slight ridges. 6 to 8 inches at edible stage, fruit is very dark, turning green at full maturity. Flesh is white, firm and fine.

1/2 oz ..... 020-20305

1/4 lb ..... 020-30305

1 lb ..... 020-50305



Butternut

## Butternut

**Matures in 100 days**

Delicious, high-quality winter squash. Smooth, lightly buff-colored skin is thick and firm. Fruit is 12 inches long with an elongated shape. Interior is light yellow with a sweet, nutty flavor.

1/2 oz ..... 020-20303

1/4 lb ..... 020-30303

1 lb ..... 020-50303

# Squash

## Dixie Hybrid

**Matures in 41 days**

These classic, high-yielding lemon yellow crooknecks grow 4 to 6 inches and are very uniform.

$\frac{1}{4}$  oz ..... 020-10410

1 lb..... 020-50410



Early Butternut Hybrid

## Early Butternut Hybrid

**Matures in 92 days**

Fruit is 10 to 12 inches long, fairly stocky and tan in color. Flesh is fine-textured and sweet. An early, highly productive, semi-bush hybrid.

$\frac{1}{4}$  oz ..... 020-10299

$\frac{1}{4}$  lb ..... 020-30299

1 lb..... 020-50299

## Early Prolific Straightneck

**Matures in 50 days**

The name says it all. For best taste, harvest when fruit is young—about 4 to 6 inches in length. Pleasing clear yellow flesh.

$\frac{1}{2}$  oz ..... 020-20306

$\frac{1}{4}$  lb ..... 020-30306

1 lb..... 020-50306



Early White Bush - Patty Pan

## Early White Bush - Patty Pan

**Matures in 52 days**

Scallop-edged and flattened, this patty-pan variety is sweet, nutty and white-fleshed. For optimum eating quality, harvest when fruit is 8 inches in diameter.

Compact bush-type plant is ideal when space is a factor.

$\frac{1}{2}$  oz ..... 020-20302

$\frac{1}{4}$  lb ..... 020-30302

1 lb..... 020-50302



Golden Summer Crookneck

## Golden Summer Crookneck

**Matures in 52 days**

A bush-type variety, this classic is about 10 inches long and 3 $\frac{1}{2}$  inches in diameter. It has a small crooked neck with enlarged blossom end where seeds are borne. Rich yellow and covered with warts.

Weights about 2 pounds.

$\frac{1}{2}$  oz ..... 020-20301

$\frac{1}{4}$  lb ..... 020-30301

1 lb..... 020-50301



Early Prolific Straightneck

# Squash



Royal Acorn



Spineless Beauty Hybrid



Vegetable "Spaghetti" Squash

## Royal Acorn

Matures in 85 days

Fruit of this fall and winter variety is about 5½ inches long, 4 inches in diameter, acorn shaped and deeply grooved. Flesh is orange and sweet, and skin is smooth and greenish-black, sometimes becoming partly yellow in storage.

½ oz ..... 020-20309

¼ lb ..... 020-30309

1 lb ..... 020-50309

## Spineless Beauty Hybrid

Matures in 43 days

Named for its spineless stems that reduce fruit damage, this high-yielding variety is cylindrical, dark-green and glossy. Fruit is 8 inches long.

¼ oz ..... 020-10878

¼ lb ..... 020-30878

3 M ..... 020-50878

## Vegetable "Spaghetti" Squash

Matures in 90 days

Oblong fruit with a hard, smooth, yellowish-tan rind; flesh is string-like, similar to spaghetti and can be eaten the same way. Ready to harvest when outer rind changes color; can be stored 1 to 2 months.

¼ oz ..... 020-10438

¼ lb ..... 020-30438

1 lb ..... 020-50438



# Sunflowers

Sunflowers are heat loving annuals that do well in full sun and sandy, loamy soil. They add color and height to the garden and attract bees and butterflies. Most sunflowers are easy to grow as long as the soil is not overly wet. Sunflowers thrive at pH levels of 6-7.5 and require nutrient rich soils with ample organic matter or a slow release granular fertilizer. Sow directly in the soil after all danger of frost has passed. Plant no more than 1 inch deep and about 6 inches apart in the row. Space rows 30 inches apart. For more sunflower information: [www.almanac.com/plant/sunflowers](http://www.almanac.com/plant/sunflowers)



Autumn Beauty

## Autumn Beauty

60 Days to Maturity

This sunflower variety grows 5-7 feet tall at maturity and produces 4-5 inch flowers with a range of color shades of yellow, bronze and red.

1/2 oz.....020-20550

1/4 lb.....020-30550

1 lb.....020-50550



Large Grey Stripe

## Large Grey Stripe

75-90 Days to Maturity

The classic sunflower growing 6-12 ft. tall (depending on growing conditions) and producing 12-20 inch heads of large, plump grey-striped seeds. The seeds are good for roasting or bird and chicken feed.

1/2 oz.....020-20551

1/4 lb.....020-30551

1 lb.....020-50551

5 lb.....020-60551



Velvet Queen

## Velvet Queen

70-110 Days to Maturity

Velvet Queen grows to be 5-6 feet tall and produces 4-6 inch heads with shades of yellow, orange, and red ring around a large black center.

1/2 oz.....020-20553

1/4 lb.....020-30553

1 lb.....020-50553



Lemon Queen

## Lemon Queen

70 Days to Maturity

Lemon Queen grows to be 6-7 feet tall with pale lemon yellow petals and a dark center ring. Perfect for cut flowers or borders.

1/2 oz.....020-20552

1/4 lb.....020-30552

1 lb.....020-50552

# Sweet Corn

## Sweetness Ratings:

(SU) Normal

(SE) Sugar Enhanced

(SH<sub>2</sub>) Supersweet

(TS) Triplesweet

Plant sweet corn after all danger of frost is past in well fertilized soil. For early varieties, plant in hills with 4 to 6 kernels per hill, 3 to 4 feet apart each way. Thin to 3 or 4 plants when 6 inches high. Despite its relatively deep roots, corn may need additional water to make a quality ear during a dry summer. Very hot weather can also have a negative effect on pollination. For a continuous crop, stagger plantings a few weeks apart or choose varieties with different maturities. *All Sweetcorn varieties are treated.*

## BICOLOR

### Ambrosia Hybrid

**Matures in 75 days SE**

Early-mid season sugar enhanced bicolor hybrid. Noted for early vigor and tolerance to Stewart's wilt. Ears are about 8 inches long with good eating quality. This variety is ideal for fresh market, roadside or home garden. Under stressful conditions, Ambrosia may not fill the tip completely.

1/2 lb ..... 020-40963

1 lb ..... 020-50963

5 lb ..... 020-60963

### Bi-Sweet Hybrid

**Matures in 78 days TS**


Bicolor mid-season synergistic hybrid with excellent flavor and quality. Ears are 8 inches with 16 rows of kernels, 2.5 inches in diameter, and good husk cover and tip fill. Suitable for roadside stands, fresh markets, and home garden.

1/2 lb ..... 020-40901

1 lb ..... 020-50901

5 lb ..... 020-60901

**MOST SWEET  
CORNS ARE  
AVAILABLE IN  
50 LB. BAGS**



Bilicious Hybrid

### Bilicious Hybrid ①

**Matures in 78 days SE**

An excellent mid-season corn, Bilicious has 8 inch ears with 18 to 20 rows of bicolored kernels. Exceptional ears produced on 6 to 7 foot stalks.

1/4 lb ..... 020-30931

1/2 lb ..... 020-40931

5 lb ..... 020-60931

### Obsession Hybrid

**Matures in 79 days SH<sub>2</sub>**

Obsession is a bicolor, high quality shrunken with an 8 inch ear, an attractive husk and flag package and good tip cover. Excellent eating quality because it has the supersweet holding quality with kernels that have sugar-enhanced characteristics. Main season variety.

1/4 lb ..... 020-30965

1 M ..... 020-70965

10 M ..... 020-82965



Peaches N Cream Mid Hybrid

### Peaches N Cream Mid Hybrid ①

**Matures in 83 days SE**

One of the most popular bicolors. Mid-season hybrid producing large yields of 6 to 7 inch ears with 10 rows of small white and gold kernels.

1 M ..... 020-70962

2.5 M ..... 020-90962

10 M ..... 020-82962

### Serendipity Hybrid

**Matures in 82 days TS**

A triple sweet bicolor corn with good shelf life. Ears are about 8 inches long and husk is medium green. Great for roadside markets and shipping.

1 M ..... 020-70954

2.5 M ..... 020-90954

10 M ..... 020-82954

# Sweet Corn

## Sugarbaby Hybrid

**Matures in 65 days SE**

Sugarbaby shows good seedling emergence even under adverse conditions. Like all early varieties, shorter than mid- and full-season corns, but the stalks produce attractive ears that reach 7 inches and fill out with sweet white and yellow kernels.

1/4 lb.....020-30928

1/2 lb.....020-40928

5 lb.....020-60928

## Sweet G-90 Hybrid

**Matures in 85 days SU**

Full season, bicolor variety that is easy to grow. The plants are very tall reaching up to 8 feet. The ears are 9 inches long with 16 rows of kernel. Used for home garden and some local markets.

1 M.....020-70949

2.5 M.....020-90949

10 M.....020-82949

## WHITE

## Argent Hybrid

**Matures in 86 days SE**

Mid-season, sugar enhanced white variety with excellent eating quality. Sweetness and flavor are excellent. Superb for roadside stand markets, local shipping and home garden. Widely adapted and high disease tolerance.

1/2 lb.....020-40944

1 lb.....020-50944

5 lb.....020-60944



Avalon Hybrid

## Avalon Hybrid

**Matures in 82 days TS**

Excellent white triplesweet variety. Suited to local and roadside markets as well as home garden. High quality 8 inch ears. Superior eating quality.

1/4 lb.....020-30960

1 M.....020-70960

2.5 M.....020-90960

10 M.....020-82960



Country Gentleman

## Country Gentleman

**Matures in 90 days SU**

An outstanding open pollinated corn to freeze or can. Ears reach 8 1/2 inches long and have deep, slender, white shoe peg type kernels. Stalks are impressive and vigorous growers with 2 ears each.

1/2 lb.....020-40113

1 lb.....020-50113

5 lb.....020-60113



Hickory King Corn

## Hickory King Corn (Dent Corn)

**Matures in 115 days**

Considered the best variety for hominy because the skin of the kernel is easily removed by soaking. Also good for grits, corn meal and flour. Makes a nice roasting corn (the old fashioned way of eating corn on the cob).

This variety grows extremely tall with stalks reaching 12 feet. Some people use this variety for providing support for pole beans. Produces about 2 ears per stalk. Ears have very large flat white kernels. Husks are tighter than most varieties and give excellent protection from beetles and earworm. Has good tolerance to northern leaf blights (*H. turicum*) and southern leaf blight (*H. maydis*).

1/2 lb.....020-40112

1 lb.....020-50112

5 lb.....020-60112



# Sweet Corn



Silver King Hybrid

## Silver King Hybrid ①

**Matures in 82 days SE**

Rivaling Silver Queen in quality, this sweet, white corn boasts 8 inch ears with 16 to 18 rows of kernels. Tolerant of Stewart's wilt, northern corn leaf blight and common rust.

1/4 lb ..... 020-30936

1 M ..... 020-70936

2.5 M ..... 020-90936

10 M ..... 020-82936



Silver Queen Hybrid

## Silver Queen Hybrid

**Matures in 92 days SU**

One of the most popular white sweet corns of all time, the majestic plant grows as tall as 7 to 8 feet high during the summer and boasts well-formed ears. Cylindrical ears are 8 to 9 inches long and packed with 14 to 16 rows of tender, snow-white kernels.

1/4 lb ..... 020-30904

1 M ..... 020-70904

2.5 M ..... 020-90904

10 M ..... 020-82904

## Truckers' Favorite Hybrid

**Matures in 75 days SU**

Similar to a dent corn, this variety is good for roasting or frying. Handsome, prolific and featuring dark green foliage, plants grow 9 1/2 feet tall with 8 inch ears, and are quite heat tolerant. Resist corn earworm and disease.

1/2 lb ..... 020-40101

1 lb ..... 020-50101

5 lb ..... 020-60101

## YELLOW



Bodacious R/M Hybrid

## Bodacious R/M Hybrid ①

**Matures in 75 days SE**

A good performer even in the north. Plant grows 87 inches with 8 inch ears. A sugar enhanced hybrid with good shelf life. A good choice for the home garden and roadside stands. Rust tolerance.

1/2 lb ..... 020-40955

1 lb ..... 020-50955

5 lb ..... 020-60955



Early Golden Bantam

## Early Golden Bantam

**Matures in 75 days SU**

A popular variety, this bright yellow corn is an excellent candidate for both immediate consumption and freezing. 6 foot high stalks generally produce two 8 inch ears with 10 to 14 rows of full kernels.

1/2 lb ..... 020-40117

1 lb ..... 020-50117

5 lb ..... 020-60117

## Early Sunglow Hybrid

**Matures in 66 days SU**

Early Sunglow grows well in temperatures that can inhibit other varieties. Medium yellow ears are 6 1/2 to 7 inches long, slightly tapered, and well-filled with 12 rows of medium-sized kernels. Plant is about 5 feet tall and sometimes displays red pigment.

1/4 lb ..... 020-30902

1 M ..... 020-70902

2.5 M ..... 020-90902

10 M ..... 020-82902

# Sweet Corn



Golden Queen Hybrid

## Golden Queen Hybrid

**Matures in 93 days SU**

A large, crisp, golden yellow variety that is a successful whole-ear "freezer." Ears are exceptionally tender and up to 9 inches long with 14 to 16 rows of kernels that cover the tip.

1/4 lb ..... 020-30905

1 M ..... 020-70905

2.5 M ..... 020-90905

10 M ..... 020-82905



Honey Select Hybrid

## Honey Select Hybrid

**Matures in 79 days TS**

An All-America Selections winner for 2001 with 8½ inch ears. A yellow triplesweet variety that has 25% super sweet kernels for longer shelf life. A good choice for fresh markets and shipping.

1 M ..... 020-70957

2.5 M ..... 020-90957

10 M ..... 020-82957



Illini Xtra Sweet Hybrid

## Illini Xtra Sweet Hybrid

**Matures in 85 days SH<sub>2</sub>**

Developed to maintain sweetness nearly twice as long as regular corn, Illini is also a top choice for canning and freezing. 7 foot stalks produce ears up to 8½ inches long with well-filled yellow supersweet kernels. Plant in at least 4 row blocks to ensure optimum pollination.

1/4 lb ..... 020-30903

1 M ..... 020-70903

10 M ..... 020-82903



Incredible Hybrid

## Incredible Hybrid

**Matures in 86 days SE**

A gourmet sugar enhanced corn that grows to 96 inches. Ears are 9½ inches long with good husk protection. Good tolerance to common rust and Stewart's wilt. Great for fresh market and home use. Yellow.

1/2 lb ..... 020-40956

1 lb ..... 020-50956

5 lb ..... 020-60956

## Iochief Hybrid

**Matures in 89 days SU**

The ears are 8½ to 9 inches long, cylindrical and filled from base to tip with 16 to 20 rows of deep, narrow, yellow kernels. Stalk grows to 7 feet, often producing 2 ears.

1/2 lb ..... 020-40105

1 lb ..... 020-50105

5 lb ..... 020-60105

## Kandy Korn Hybrid

**Matures in 89 days SE**

This sweet variety has a strong ability to retain sugar content, and therefore maintain prime eating quality for days. The stalks reach a height of 8½ feet and ears are about 8 inches long.

1/4 lb ..... 020-30907

1 M ..... 020-70907

2.5 M ..... 020-90907

10 M ..... 020-82907

## NK 199 Hybrid

**Matures in 82 days SU**

It produces 8 inch ears with yellow kernels. Kernels have a normal sugar content.

The plants grow to about 8 feet. The variety is used for home garden or processing. This variety is best suited to canning or freezing.

1/2 lb ..... 020-40914

1 lb ..... 020-50914

5 lb ..... 020-60914

# Sweet Corn

ATTRIBUTE II® Trait Stack insect protected sweetcorn from Syngenta Seeds, Inc. has been genetically modified to produce toxins for the control of European corn borer, corn earworm and fall army worm. ATTRIBUTE II® Trait Stack sweet corn varieties are regulated in the USA by the Environmental Protection Agency which requires specific terms and conditions to market this product.

Grower ATTRIBUTE II® Trait Stack Stewardship Agreement: All growers do not need a stewardship agreement on purchases fewer than 100 X 2.5 KS foil packages by a single grower. The EPA has granted an exception for home and garden use.

## SYNGENTA ATTRIBUTE II® TRAIT STACK SWEET CORN



REMEDY

### REMEDY

**Matures in 82 days**

Bicolor, BC0805 type sweet corn with improved insect resistance through the ATTRIBUTE II Trait Stack.

2.5 M ..... 020-75987



MILKY WAY

### MILKY WAY

**Matures in 82 days**

White, triple sweet corn variety with disease resistances through the ATTRIBUTE II Trait Stack.

2.5 M ..... 020-75975



# Specialty Corn

## ORNAMENTAL



Carousel

### Carousel

**Matures in 105 days**

Open pollinated variety that produces 3½ inch miniature ears that can be used for decoration or eaten as popcorn. When popped the flakes are crispy with very little hull. Ear color ranges from solid red to multicolored with white, yellow and blue kernels. Plants are up to 8 feet tall with 2 or 3 ears per plant.

¼ lb ..... 020-30926

5 lb ..... 020-60926

### Indian

**Matures in 110 days**

This variety, developed for decorative purposes only, produces large, multi-colored ears. A basket of Indian corn makes an attractive gift, and is a good seller at craft shows. An essential element for fall decorating.

¼ lb ..... 020-30106

½ lb ..... 020-40106

5 lb ..... 020-60106

60

## POPCORN



Creme Puff Popcorn Hybrid

### Creme Puff Popcorn Hybrid

**Matures in 100 days**

This variety grows just like sweet corn on medium-high stalks that are dark green and highly productive with 2 ears each. Allow ears to remain on the stalk until completely dry and brittle. Hang to dry for several weeks in a cool dark place. Shell and store in containers until ready to use.

¼ lb ..... 020-30910

5 lb ..... 020-60910



Indian



Strawberry Popcorn

### Strawberry Popcorn

**Matures in 95 days**

Unique open pollinated variety that produces small strawberry shaped ears only 2 inches long. Plants produce several tillers that often have ears. The kernels are burgundy and pop into a white flake.

¼ lb ..... 020-30971

5 lb ..... 020-60971

# Tomatoes

For the earliest tomatoes, start seeds indoors about 4 to 6 weeks before time to set outside. After seedlings are about 2 inches high, transplant to pots or boxes. Transplant again, this time to the garden, after there is no longer a danger of frost. Place individual plants, including roots and dirt, in watered holes, leaving 3 to 4 feet between each plant. Have garden soil enriched with compost or aged manure. It's a good idea to mulch with straw while the plants are still only a few feet tall to ensure moisture retention. For best results, be sure to use a fertilizer with a high calcium content. This will help prevent blossom-end rot. All days to maturity listed below are in reference to days after transplanting.



Beefsteak Red

## Beefsteak Red

**Matures in 80-90 days**

Beefsteaks are always grown for their flavor and size for slicing and summer sandwiches. This variety produces large, meaty red fruit over a long season on indeterminate plants. Because it matures late compared to many other tomatoes, it will provide a fresh harvest in the latter part of the season.

1/4 oz ..... 020-10821

1/4 lb ..... 020-30821

1 lb ..... 020-50821



Golden Jubilee

## Golden Jubilee ⓘ

**Matures in 80 days**

This large, round, smooth yellow tomato has a mild flavor and is less acidic than many other varieties. Its vines are uniform and upright, "making Golden Jubilee one of the easier varieties to manage.

1/4 oz ..... 020-10322

1/4 lb ..... 020-30322



Homestead

## Homestead ⓘ ⓘ

**Matures in 80 days**

Homestead has large, vibrant red fruits that are easy to grow successfully. Be sure to support its sizeable plants and fruits with stakes or cages. A good choice for novice gardeners. Good resistance to fusarium wilt.

1/4 oz ..... 020-10324

1/4 lb ..... 020-30324

1 lb ..... 020-50324

# Tomatoes



Large Red Cherry

## Large Red Cherry

**Matures in 70-80 days**

A strong vigorous plant producing rounded red fruits. One inch fruits borne in large clusters throughout the summer for a long harvest period. Widely used for shipper, heavy yielder, fine flavor, raw or in salads.

1/4 oz ..... 020-10323

1/4 lb ..... 020-30323

1 lb ..... 020-50323



Marglobe

## Marglobe

**Matures in 75 days**

This variety grows abundantly on sturdy, straight vines. Dense, medium-green foliage, vividly colored fruit with thick, meaty sides, which means fewer seeds and more tomato. Indeterminate.

1/4 oz ..... 020-10319

1/4 lb ..... 020-30319



Roma

## Roma

**Matures in 76 days**

Paste tomato with dozens of 2 to 3 ounce pear shaped red fruits.

1/4 oz ..... 020-10825

1/4 lb ..... 020-30825

1 lb ..... 020-50825



Rutgers

## Rutgers

**Matures in 80 days**

Rutgers is a dependable, indeterminate variety, uniform in color, size and shape. Vines are strong enough to hold the typically abundant crop. A top choice for canning, juices and sauces. Resistant to wilt.

1/4 oz ..... 020-10316

1/4 lb ..... 020-30316

1 lb ..... 020-50316















# A WEBSITE FOR THOSE *who want to do MORE.*

Visit [www.southernstates.com](http://www.southernstates.com) for advice on growing more fruitful gardens and fields, and as a general resource to help keep your corner of the earth green and rewarding.



 **SOUTHERN STATES<sup>®</sup>**

A Farmer Owned Cooperative Since 1923.

[SOUTHERNSTATES.COM](http://SOUTHERNSTATES.COM)