




# MOMIJI CHRISTMAS ORNAMENT

1. Cut out all the shapes and decorate them however you like!
2. Bend the body into a cone shape and glue it together at the back
3. Glue the wings onto the back of the body
4. Attach the halo onto the back of her hair with glue
5. Punch a hole in the halo and then thread yarn through, tying it together at the top.

- |                       |  |               |
|-----------------------|--|---------------|
| <b>YOU WILL NEED:</b> | <b>Suggested decorating materials for your ornament include:</b> |               |
| + paper               | + pencils  | + cotton wool |
| + glue                | + glitter or glitter paper                                       | + felt        |
| + scissors            | + foil   |               |
| + yarn                |  |               |






# MOMIJI CHRISTMAS ORNAMENT

1. Cut out all the shapes and decorate them however you like!
2. Bend the body into a cone shape and glue it together at the back
3. Glue the wings onto the back of the body
4. Attach the halo onto the back of her hair with glue
5. Punch a hole in the halo and then thread yarn through, tying it together at the top.

- |                       |  |               |
|-----------------------|--|---------------|
| <b>YOU WILL NEED:</b> | <b>Suggested decorating materials for your ornament include:</b> |               |
| + paper               | + pencils  | + cotton wool |
| + glue                | + glitter or glitter paper                                       | + felt        |
| + scissors            | + foil   |               |
| + yarn                |  |               |





# MOMIJI CHRISTMAS ORNAMENT


1. Cut out all the shapes and decorate them however you like!
2. Bend the body into a cone shape and glue it together at the back
3. Glue the wings onto the back of the body
4. Attach the halo onto the back of her hair with glue
5. Punch a hole in the halo and then thread yarn through, tying it together at the top.

## YOU WILL NEED:

- + paper
- + glue
- + scissors
- + yarn

## Suggested decorating materials for your ornament include:

- + pencils
- + glitter or glitter paper
- + foil
- + cotton wool
- + felt





# MOMIJI CHRISTMAS ORNAMENT

1. Cut out all the shapes and decorate them however you like!
2. Bend the body into a cone shape and glue it together at the back
3. Glue the wings onto the back of the body
4. Attach the halo onto the back of her hair with glue
5. Punch a hole in the halo and then thread yarn through, tying it together at the top.

- |                       |  |               |
|-----------------------|--|---------------|
| <b>YOU WILL NEED:</b> | <b>Suggested decorating materials for your ornament include:</b> |               |
| + paper               | + pencils  | + cotton wool |
| + glue                | + glitter or glitter paper                                       | + felt        |
| + scissors            | + foil   |               |
| + yarn                |  |               |

