


BRUNO'S CANDY CUDDLE

You will need:


- This template, printed out onto white, pink, blue, yellow and black paper.
- Craft knife or scissors
- Glue
- Heart shaped chocolate or candy (3 - 3.5 cm)
- Hot glue or double sided tape.

Instructions:


1. Cut out all the little shapes.
2. Position them on Bruno's body
3. Place the candy on his tummy and secure it with glue or double-sided tape.
4. Wrap his arms around the candy and fix into place with glue or tape.
5. Give it to your crush. Watch as they melt at your skill, dedication and thoughtfulness.



PNK



WHITE



YELLOW



BLUE



BLACK



RED

