

[currentbody.com](https://currentbody.com)

CURRENTBODY|skin 4-IN-1 LED Face Mask is manufactured for  
CurrentBody.com Ltd, D6 Stanley Green Business Park Commercial Avenue, Cheadle Hulme SK8 6QH

Version 1- June 23

# CURRENTBODY|skin™

## 4-IN-1 LED FACE MASK



### USER GUIDE AND MANUAL

Includes important safety information.

Read all instructions prior to use.

**PLEASE KEEP THESE INSTRUCTIONS SAFE**

## CONTENTS

CURRENTBODY Skin™ 4-in-1 LED Face Mask	02
What's in the box?	03
Important safety information	04
Warnings	05
Cautions	06
Contraindications	06
Device overview	07
How to use	08
Manufacturer information	12
繁體中文	13
简体中文	18

# Welcome to CURRENTBODY Skin™ 4-in-1 LED Face Mask

Established in 2009, CurrentBody is the world's only online retailer dedicated to home-use beauty devices. As the first company to recognise devices as one of the fastest growing trends in the world of beauty, we have unrivalled expertise in selecting at-home devices that are science-backed and clinically proven, offering our customers the ultimate choice of devices that treat a wide range of concerns, including anti-ageing, cleansing and hair removal.

Underpinning our range of innovative beauty technology is expert education to help our customers choose the right device for them and excellent customer service.

Our highly trained beauty device experts are on hand to offer impartial advice and answer your questions in person, as well as how-to videos and top tips available throughout our website and social media channels.

## WHAT IS IN THE BOX?

System Includes:

CURRENTBODY Skin™ 4-in-1  
LED Face Mask



Head strap x 2



USB-C  
Charging cord



Storage Bag



User manual



Comfort Goggles



## IMPORTANT SAFETY INFORMATION

- DO NOT operate the device where it could come in contact with water.
- DO NOT use or charge the device with a power adapter that is damaged or faulty. Do not harshly bend or abuse the USB-C charging cord.
- DO NOT attempt to take the device apart. The device is not serviceable by the user. This will void the warranty.
- STOP using the device immediately if you think it is defective.

## CUSTOMER CARE

Please contact CurrentBody via the website if you have any questions or need any advice.



## WARNINGS

- This device is designed for use on adults over 18 years of age and not recommended for use on infants or children.
- Please consult your doctor prior to use if you are, or suspect you are, pregnant or are breastfeeding.
- Please consult your doctor prior to use if you have or suspect you have cancer.
- Do not use the device if it is wet. If the device has fallen into water, you must unplug it first before you touch it.
- Do not look directly into the lights as this may cause temporary discomfort. Ensure that you place the device on the face so that you can see through the eye holes and that the device is not covering the eyes.
- Do not use if your skin is red or swollen from a previous treatment.
- Do not use the device to treat skin that is painful to touch, raised (higher than surrounding skin), crusting, or bleeding. This may be a sign of a more serious condition and should be checked by your doctor.
- No modification of this equipment is allowed.
- This device contains a Lithium Ion Battery. Before disposal of this device, please review your local laws and requirements surrounding Lithium Ion Battery disposal. The preferred method of disposal is through recycling.



## CAUTIONS

- Discontinue use if the device overheats or becomes uncomfortably hot.
- Always unplug the device from the outlet after charging is complete.
- Do not store the device in direct sunlight or in a location with temperatures over 100 Fahrenheit as this may cause damage to the plastic coating.
- Use only the supplied Universal USB-C charging cord. Use of an incorrect power cord could damage the device.
- Do not attempt to open or repair the device or power supply.
- Do not drop the device on hard surfaces, as this could damage it. Using a damaged device could result in injury.
- If you have any concerns about the skin you are treating, you should cease use and check with your doctor.
- Contact your doctor if you have any medical questions regarding use of this device.

## CONTRAINDICATIONS

### Ask your doctor prior to using if you:

1. Are taking prescription or over-the-counter drugs known to cause light sensitivity. You can find more information and a list of drugs that can cause light sensitivity at:

<https://www.currentbody.com/pages/led-contraindications>

2. Have any suspicious or cancerous lesions.
3. Have any photosensitive disorders or any genetic conditions of the eye.

### Test yourself for light sensitivity prior to using :

1. Power on your device.
2. Place the device on your arm and conduct a full 10 minute treatment, ensuring your skin is clean and dry before use.
3. After 10 minutes, visually check the area. If the area has turned red and this lasts for more than 2 hours, your skin has a sensitivity to light. Return the device to CurrentBody within 14 days for a full refund.

## DEVICE OVERVIEW

Using professional technology found in clinics and salons around the world, the CURRENTBODY Skin™ 4-in-1 LED Face Mask is proven to rejuvenate your skin with just the power of light.

5 LED wavelengths have been worked into 4 treatment modes, targeting everything from dull skin to fine lines and wrinkles. The COMPLETE treatment uses LED Mapping to deliver multiple treatments across targeted concern areas.

The soft silicone mask moulds to fit your face to give the optimum amount of light, energising the cells in the deepest layers of the skin where collagen is formed. In just 4-6 weeks you can achieve firmer, more luminous skin.

A treatment only takes 10 minutes a day and over time you can achieve firmer, more luminous skin.

## HOW IT WORKS

Youthful skin is rich in collagen, which gives the skin lift and support. Collagen works deep within the skin like columns of tissue that support the skin's surface. Over time, skin produces less collagen, and with exposure to sunlight, healthy collagen becomes damaged. This can result in wrinkles, especially around the mouth and eyes (crow's feet and elevens). The lights from this device penetrate deep within the layers of your skin to stimulate collagen production.

CURRENTBODY Skin™ 4-in-1 LED Face Mask is designed to be used on the face and is programmed to automatically switch off after each 10 minute treatment so it is very easy to use. With daily treatments you can achieve professional results in the comfort of your own home.

## HOW TO USE

### Set up:

1. Unpack your device.

The device may come with some charge, but we recommend always fully charging before first use.

2. Insert the USB-C power cord into the controller and then into a suitable USB charger (not supplied).
3. Insert the USB charger into a mains outlet and switch on.
4. The white power indicator lights will flash to indicate charging. The device will take 4.5 hours to charge fully. When the battery is fully charged the white light will stop flashing and turn solid white.
5. Ensure you unplug the device from the USB-C charger before using. For your safety, the device will not work when charging.
6. Place the device in the protective storage bag when not in use.
7. When the device needs recharging, the power indicator light will flash orange. To recharge the device, please follow the instructions above.

## INSTRUCTIONS FOR USE

1. You must conduct a sensitivity test before use.
2. Wash and fully dry your face prior to use so your skin is clean and free from skincare products.  
You can apply a CurrentBody Skin Hydrogel or CurrentBody Serum under the LED mask as they have been specifically formulated to be used with LED. Do not use any other skincare with the LED as it may cause irritation or block the light.
3. Attach the straps, place the device onto your face and adjust the strap to fit around your head.
4. Switch on the device by pressing and holding the ON/OFF button for 2 seconds. The CURRENTBODY Skin™ 4-in-1 LED Face Mask features an automatic shut-off function after completion of a 10-minute treatment.
5. Remove device from your face and wipe the device clean (see cleaning instructions).
6. If you find the LED lights too bright, we have included goggles for your comfort. The device can safely be used without goggles - it has been tested to all relevant eye safety standards.

## SELECT YOUR TREATMENT

1. **ANTI-AGEING (RED):** Press and hold the ON/OFF button for 2 seconds to turn on the device. The device will automatically switch off after your 10 minute treatment.
2. **RESTORING (YELLOW):** Press and hold the ON/OFF button for 2 seconds to turn on the device. Then press again to select your RESTORING treatment. The device will automatically switch off after your 10 minute treatment.
3. **BRIGHTENING (GREEN):** Press and hold the ON/OFF button for 2 seconds to turn on the device. Then press again twice to select your BRIGHTENING treatment. The device will automatically switch off after your 10 minute treatment.
4. **COMPLETE (ZONE):** Press and hold the ON/OFF button for 2 seconds to turn on the device. Then press again 3 times to select your COMPLETE treatment. The device will automatically switch off after your 10 minute treatment.

## FOR BEST RESULTS:

- Use daily for 4-6 weeks.
- Use the device on clean, dry skin.
- Ensure skincare is applied after using the device as it can cause irritation and block light penetration.
- Immediately following treatment, apply skincare of your choice.
- Wipe device clean after each use.

## MAINTENANCE:

1. This device has no serviceable parts. The battery is not accessible and not serviceable. Users should not attempt to access or service the battery as this will damage the device and void the warranty.
2. Device includes only an ON/OFF button. All settings are set to the factory setting.
3. Charge the device only with the supplied USB-C power charging cord and a universal USB-C power adapter (not included).
4. The power indicator light will begin to flash orange when battery levels are low. This indicates the device should be recharged.
5. Compatible Power Supply: 100-240V
6. The lifetime of the Lithium Ion Battery can be maximized by allowing it to fully charge and then fully discharge during regular use.

## CLEANING:

1. Turn device off and unplug from any power source.
2. Wipe the tops of the LEDs with alcohol wipes or damp cloth to remove any residue after each use.
3. Clean the device body by using damp or microfibre cloth. Do not use chemical or alcohol based cleaners on the plastic coating.
4. Allow the device to dry completely prior to use.

## TROUBLESHOOTING

### System is not turning on:

- a. Is the device fully charged? (power indicator light is on and solid)
- b. Is the power indicator light illuminated?
- c. Is the device disconnected from the mains? The device will not work while charging.

### System is not charging:

- a. Is USB-C power cord firmly inserted into the device? (does power indicator light turn on?)
- b. Try a different wall outlet to determine if there is power to the outlet.

### System shuts off abruptly, prior to completion of 10-minute treatment:

- a. System is designed to shut off automatically after 10 minutes.
- b. System may shut off after multiple repeated uses if the device exceeds desired temperature. Allow the device to cool for several minutes and try again.

### Some lights appear turned off:

The near- infrared (NIR) light spectrum is not visible to the human eye. These lights will look as if they are not on, but they are operating properly. If the visible lights are on, then the device is operating as designed.

### The device does not switch off after a 10 minutes treatment:

The device is faulty. Please contact CurrentBody.

### The LEDs flicker during use:

The device is faulty. Please contact CurrentBody

## WARRANTY

Under normal use this product is guaranteed for 2 years after its original purchase date against manufacturing defects in materials or workmanship. This warranty extends only to the original purchaser. If the product should become faulty within the warranty period, contact CurrentBody.




- CurrentBody reserves the right to repair a defective product.
- CurrentBody reserves the right to replace a defective product with the most compatible product currently available.
- This warranty does not cover damage caused by the following:
  - Accident, misuse, abuse or alteration
  - Servicing by unauthorised persons
  - Connection to incorrect power sources
  - Use with unauthorised accessories

CurrentBody shall not be responsible for any incidental, special or consequential damages resulting from the use of this product. All implied warranties, including but not limited to implied warranties of fitness and merchantability are limited in duration to two years from date of original purchase. This warranty gives you specific legal rights, and you may also have other rights that vary from country to country. Some countries do not allow the exclusion or limitation of incidental or consequential damages, or limitations on how long an implied warranty lasts, so some of the above limitations and exclusions may not apply to you. This warranty is given in lieu of all other warranties, written or oral, whether expressed by affirmation, promise, description, drawing, model or sample. Any and all warranties other than this one, whether expressed or implied, including implied warranties of merchantability and fitness for a particular purpose are hereby disclaimed. If the product is defective within the warranty period please contact CurrentBody.









## SPECIFICATION

Specification	
Produce name	4-IN-1 LED FACE MASK
Model	MK-90
Power source	Adapter: Input: 100-240V/50-60Hz Output: 5.0V $\Rightarrow$ 2.0A
Weight	630g $\pm$ 10g
Dimensions	429 x 197 x 5 mm (W x L x H)
Wavelengths	Red 633nm + Near Infrared 830nm + Deep Red 660nm + Yellow 590nm + Green 532nm
Energy Source	LEDs
Power Density	50mw/cm2
Treatment time	Daily for 4-6 weeks
Location for Use	Face
Environment of Use	OTC
Safety and EMC	IEC 60601-1, IEC 60601-1-2, IEC 60601-1-6, IE C60601-1-11, IEC 60601-2-57
Biocompatibility	ISO 10993-1, ISO 10993-5, ISO 10993-10
Operating Environment	Temperature: -10~35 C Humidity: 30-80%RH
Storage Environment	Temperature: -20~60 C Humidity: 30-90%RH

## THE SYMBOLS AND DESCRIPTION

No.	Symbols	Description
1		Manufacturer.
2		"WEEE (Waste Electrical and Electronic Equipment)". This means that the product including its battery must not be disposed of in household waste.
3		Consult instructions for use.

## THE SYMBOLS AND DESCRIPTION

No.	Symbols	Description
4		The date of manufacture.
5	IP22	Protection against ingress of solids, it means the volume of the solids should less than 12mm. Protection against ingress of water, it means the device could protected against vertical falling water drop 15°.
6		Type BF Applied Part.
7	CE	This symbol means: Conforms to certain EC Directives on health, safety, and environmental protection standards. CE stands for 'Conformité Européenne'.
8	UKCA	This symbols implies conformity to UK Directives on health, safety and environmental protection standards. UKCA stands for UK Conformity Assessed.
9		This symbol means: Class B, Civil or household products using light sources
10	LOT	Batch code.
11		Symbol for "SERIAL NUMBER". This symbol shall be accompanied by the manufacturer's serial number.
12		Temperature limit.
13		Humidity limit.
14		This symbol means keep dry.
15		This symbol means keep the device away from direct sunlight.

# SAFETY AND EMC


- 1) It complies with Medical Electrical Safety Standards (IEC 60601-1, IEC 60601-1-11, IEC 60601-2-57).
- 2) This device also complies with Medical EMC Standard (IEC 60601-1-2).

Guidance and manufacturer's declaration – electromagnetic emissions		
LED Light Therapy Mask is intended for use in the electromagnetic environment specified below. The customer or the user of LED Light Therapy Mask should ensure that it is used in such an environment.		
Emissions	Compliance	Electromagnetic environment-- guidance
RF emissions CISPR 11	Group 1	LED Light Therapy Mask uses LED energy only for its internal function. Therefore, its RF emissions are very low and are not likely to cause any interference in nearby electronic equipment.
RF emissions CISPR 11	Class B	LED Light Therapy Mask is suitable for use in all establishments, including domestic establishments and those directly connected to the public low-voltage power supply network that supplies buildings used for domestic purposes.
Harmonic emissions IEC 61000-3-2	Not applicable	
Voltage fluctuations/ flicker emissions IEC 61000-3-3	$P_{st} \leq 1.0$ ; $P_{lt} \leq 0.65$ ; $d(t) \text{ sec} \leq 0.5$ ; $d_{max} \leq 4\%$ $d_c \leq 3.3\%$	

Guidance and manufacturer's declaration – electromagnetic immunity			
LED Light Therapy Mask is intended for use in the electromagnetic environment specified below. The customer or the user of LED Light Therapy Mask should ensure that it is used in such an environment.			
Immunity test	IEC 60601 test level	Compliance level	Electromagnetic environment --guidance
Electrostatic discharge (ESD) IEC 61000-4-2	$\pm 8$ kV contact $\pm 2$ kV, $\pm 4$ kV, $\pm 8$ kV, $\pm 15$ kV air	$\pm 8$ kV contact $\pm 2$ kV, $\pm 4$ kV, $\pm 8$ kV, $\pm 15$ kV air	Floors should be wood, concrete or ceramic tile. If floors are covered with synthetic material, the relative humidity should be at least 30 %.
Electrical fast transient/burst IEC 61000-4-4	$\pm 2$ kV 100 kHz repetition frequency	$\pm 2$ kV 100 kHz repetition frequency	Mains power quality should be that of a HOME HEALTHCARE ENVIRONMENT
Surge IEC 61000-4-5	$\pm 0.5$ kV, $\pm 1$ kV Line-to-line	$\pm 0.5$ kV, $\pm 1$ kV Line-to-line	Mains power quality should be that of a HOME HEALTHCARE ENVIRONMENT

Voltage dips, short interruptions and voltage variations on power supply input lines IEC 61000-4-11	0 % UT; 0.5 cycle (At 0°, 45°, 90°, 135°, 180°, 225°, 270° and 315°)	0 % UT; 0.5 cycle (At 0°, 45°, 90°, 135°, 180°, 225°, 270° and 315°)	Mains power quality should be a HOME HEALTHCARE ENVIRONMENT. If the user of LED Light Therapy Mask requires continued operation during power mains interruptions, it is recommended that LED Light Therapy Mask be powered from an uninterruptible power supply or a battery.
	0 % UT; 1 cycle and 70 % UT; 25/30 cycles (Single phase: at 0°)	0 % UT; 1 cycle and 70 % UT; 25/30 cycles (Single phase: at 0°)	
Power frequency (50/60 Hz) magnetic field IEC 61000-4-8	30 A/m	30 A/m	Power frequency magnetic fields should be at levels characteristic of a HOME HEALTHCARE ENVIRONMENT
NOTE UT is the a.c. mains voltage prior to application of the test level			

Guidance and manufacturer's declaration – electromagnetic immunity			
LED Light Therapy Mask is intended for use in the electromagnetic environment specified below. The customer or the user of LED Light Therapy Mask should ensure that it is used in such an environment.			
Immunity test	IEC 60601 test level	Compliance level	Electromagnetic environment --guidance
Conducted RF IEC 61000-4-6	3 Vrms 0,15 MHz and 80 MHz  6 Vrms in ISM and amateur radio bands between 0,15 MHz and 80 MHz	3 Vrms 0,15 MHz and 80 MHz  6 Vrms in ISM and amateur radio bands between 0,15 MHz and 80 MHz	Portable and mobile RF communications equipment should be used no closer to any part of LED Light Therapy Mask, including cables, than the recommended separation distance calculated from the equation applicable to the frequency of the transmitter. Recommended separation distance  $d = 1,2 \cdot \sqrt{P}$ $d = 1,2 \cdot \sqrt{P}$ 80 MHz to 800 MHz $d = 1,2 \cdot \sqrt{P}$ 800 MHz to 2.7 GHz  Where P is the maximum output power rating of the transmitter in watts (W) according to the transmitter manufacturer and d is the recommended separation Distance in meters (m).

Radiated RF IEC 61000-4-3	10 V/m 80 MHz to 2.7GHz 80 % AM at 1 kHz	10 V/m 80 MHz to 2.7GHz 80 % AM at 1 kHz	Field strengths from fixed RF transmitters, as determined by an electromagnetic site survey, a should be less than the compliance level in each frequency range. b Interference may occur in the vicinity of Equipment marked with the following symbol:  
	NOTE 1 At 80 MHz and 800 MHz, the higher frequency range applies. NOTE 2 These guidelines may not apply in all situations. Electromagnetic propagation is affected by absorption and reflection from structures, objects and people.		
a. Field strengths from fixed transmitters, such as base stations for radio (cellular/cordless) telephones and land mobile radios, amateur radio, AM and FM radio broadcast and TV broadcast cannot be predicted theoretically with accuracy. To assess the electromagnetic environment due to fixed RF transmitters, an electromagnetic site survey should be considered. If the measured field strength in the location in which LED Light Therapy Mask is used exceeds the applicable RF compliance level above, LED Light Therapy Mask should be observed to verify normal operation. If abnormal performance is observed, additional measures may be necessary, such as re-orienting or relocating LED Light Therapy Mask. b. Over the frequency range 150 kHz to 80 MHz, field strengths should be less than 10 V/m.			

Recommended separation distances between portable and mobile RF communications equipment and the LED Light Therapy Mask			
LED Light Therapy Mask is intended for use in an electromagnetic environment in which radiated RF disturbances are control RGB. The customer or the user of LED Light Therapy Mask can help prevent electromagnetic interference by maintaining a minimum distance between portable and mobile RF communications equipment (transmitters) and LED Light Therapy Mask as recommended below, according to the maximum output power of the communications equipment.			
Rated maximum output power of transmitter (W)	Separation distance according to frequency of transmitter (m)		
	150 kHz to 80 MHz $d = 1,2 \cdot \sqrt{P}$	80 MHz to 800 MHz $d = 1,2 \cdot \sqrt{P}$	800 MHz to 2.7 GHz $d = 2,3 \cdot \sqrt{P}$
0.01	0.12	0.12	0.23
0.1	0.38	0.38	0.73
1	1.2	1.2	2.3
10	3.8	3.8	7.3
100	12	12	23
For transmitters rated at a maximum output power not listed above, the recommended separation distance d in meters (m) can be estimated using the equation applicable to the frequency of the transmitter, where P is the maximum output power rating of the transmitter in watts (W) according to the transmitter manufacturer. NOTE1 At 80 MHz and 800 MHz, the separation distance for the higher frequency range applies. NOTE2 These guidelines may not apply in all situations. Electromagnetic propagation is affected by absorption and reflection from structures, objects and people.			

## MANUFACTURER INFORMATION



CurrentBody.com Ltd

D6 Stanley Green Business Park Commercial Avenue,  
Cheadle Hulme SK8 6QH

Made in China

## 產品內含：

1. CURRENTBODY SKIN™ 4合1光療面膜儀
2. 魔鬼氈束帶兩條
3. 收納袋
4. USB 充電線
5. 使用說明書
6. 眼罩

## 安全資訊

1. 請勿在可能接觸到水的地方操作裝置。
2. 請勿使用受損或故障的電源轉接器進行充電。請勿粗暴彎曲或損害 USB 充電線。
3. 請勿嘗試拆開裝置，使用者無法自行維修本裝置，且拆解後即表示保固失效。
4. 如果您認為裝置有瑕疵，請立即停止使用。

## 消費者售後服務

若有任何問題或需要任何建議，請通過CurrentBody官網聯絡我們。

## 警示

1. 本裝置不適用於12歲及以下兒童，13至18歲使用則需成年人陪同使用。
2. 如果您懷孕或疑似懷孕，或正在在哺乳，使用前請諮詢您的醫師。
3. 如果您罹患或疑似罹患癌症，使用前請諮詢您的醫師。
4. 如果本裝置是潮濕的，請勿使用本裝置。如果本裝置掉落到水中，請務必先將插頭拔掉，再碰觸本裝置。
5. 請勿直視燈源，可能會令你的眼睛暫時不適。請正確配戴面膜儀，確保您的雙眼在面膜儀眼睛開口處，沒有被光源覆蓋。
6. 如果您的皮膚發紅或腫脹，請勿使用本裝置。
7. 請勿使用本裝置治療於觸摸有痛感、凸起(比周圍皮膚高)，且有硬皮或流血的肌膚上。這可能是更嚴重皮膚疾病的跡象，應就醫檢查。
8. 不允許修改本裝置。
9. 本裝置含有一個鋰離子電池。棄置本裝置之前，請檢視您當地有關鋰離子電池棄置的法律和要求。建議透過回收的方式丟棄本裝置。

## 注意事項

1. 如果裝置過熱或使肌膚發紅感到不適，請立即停止使用。
2. 充電完成之後，請確保裝置完全從充電插座移除。
3. 請勿將裝置放在陽光直射或溫度超過37°C的地方，因為這可能會損壞塑料塗層。
4. 請只使用隨附的通用 USB 充電線，使用不正確的充電線可能會損壞裝置。
5. 請勿嘗試打開或修理本裝置或更改電源供應器。
6. 請勿讓裝置掉落在堅硬的地面，因為可能導致裝置受損。
7. 如果您對於您正在治療的皮膚有任何顧慮，您應停止使用並諮詢您的醫師。
8. 如果您有任何關於使用本裝置的醫療問題，請諮詢您的醫師。



## 禁忌症

如果您有下列情況，使用前請詢問您的醫師：

1. 正在服用處方藥或非處方藥，已知會造成光敏感。請拜訪下列網站，您可以找到更多資訊以及會造成光敏感的藥物清單：  
<https://www.currentbody.com/pages/led-contraindications>
2. 有任何疑似或癌症疾病。
3. 有任何光敏感問題或任何遺傳性眼疾。

**使用前測試您的光敏感性：**

1. 開啟裝置的電源。
2. 將裝置放在您的手臂上並進行完整 10 分鐘的治療，請確保您的皮膚在使用前清潔乾淨並保持乾燥。
3. 10 分鐘之後，目視檢查該區域。如果該區域有出現紅腫、發炎，且此情形持續超過 2 小時，即表示您的皮膚對光線敏感。如遇此情形，請聯繫 CurrentBody，我們提供 14 天內全額退費。

## LED 四合一光療美容儀

**產品介紹：**

採用全球醫美診所、美容沙龍首屈一指的專業技術，CURRENT-BODY SKIN™ 四合一 LED 光療面膜儀證明光療能夠活化肌膚。

5 種 LED 波長運用於 4 種不同的療程，可以解決肌膚暗沉、改善細紋、皺紋等肌膚問題，亦有全方位療程以針對不同位置的肌膚問題進行改善。

專利彈性矽膠貼合您的臉部，提供最合適的波長，可深入肌膚底層並促進膠原蛋白生成。只需 4-6 週，您就可以獲得更緊緻、明亮的肌膚。

每天只需一次 10 分鐘的療程，長期使用您可以看見肌膚將會變得更加緊緻與明亮。

## 運作原理

年輕的皮膚富含膠原蛋白，膠原蛋白就像是在皮膚內部的組織柱一樣，支撐皮膚表面，使皮膚保持緊緻。但隨著年紀的增長，皮膚產生的膠原蛋白會日漸減少，且隨著在陽光下曝曬，健康的膠原蛋白亦會逐漸受損，這會導致肌膚產生下垂、皺紋，尤其是嘴巴和眼睛周圍（魚尾紋和皺眉紋）。本裝置內建的波長，可以深入肌膚底層，刺激膠原蛋白的生成，來減緩老化的跡象。

CurrentBody Skin™ 四合一 LED 光療面膜儀專為臉部使用而設計，使用 10 分鐘的療程後自動關閉，因此非常方便。通過日常護理，您可以在家中舒適地獲得專業效果。

## 如何使用

**使用前設置：**

1. 打開您的包裝。  
此裝置一開始可能有電，但我們建議在首次使用前仍把電充滿。請確保充電時，USB 充電線僅連接控制器，不須連結面膜儀。
2. 將 USB 電源線插入控制器，然後插入 USB 充電插頭中（未提供）
3. 將 USB 充電插頭插入電源插座並打開。
4. 當白色電源指示燈閃爍表示設備正在在充電。裝置充滿電需要 4.5 小時。當電池充滿電時，將停止閃爍並維持白燈常亮。
5. 當您使用面膜儀時，請將控制器連接面膜儀即可。為了您的安全，使用面膜儀時，毋須將控制器插入電源插座中，此為充電狀態，本裝置將無法運作。
6. 當您不使用時，請將裝置放在收納袋中。
7. 當裝置需要充電時，電源指示燈將顯示為閃橘色。請按照上面的說明進行操作。

## 使用指南

1. 使用前您必須進行光敏感性測試。
2. 使用前請清洗並擦乾您的臉，確保您的臉是乾淨且無使用任何護膚品。  
您可以在LED面膜儀下使用專為 LED 製作的 CurrentBody Skin 水凝膠面膜或 CurrentBody Skin 精華。請勿搭配使用任何其他護膚品，因為它可能會引起刺激或抑制光線吸收。
3. 繫上魔鬼氈束帶，將裝置放在臉上並調整至舒適位置。請正確配戴防護眼罩且確保貼合您的臉部，避免任何光線照射到您的眼睛。
4. 將裝置放入收納袋中。

## 請選擇您需要的療程

1. 煥發光彩 (綠光及近紅光): 請長按按鍵2秒來開啟本裝置，第一種療程即為「煥發光彩」，開啟本療程後10分鐘將自動關閉。
2. 極致修復 (黃光及近紅光): 請長按按鍵2秒來開啟本裝置，裝置開啟後，再按按鍵一下，以選擇「極致修復」療程，開啟本療程後10分鐘將自動關閉。
3. 抗老 (紅光，深紅光及近紅光): 請長按按鍵2秒來開啟本裝置，裝置開啟後，再按按鍵兩下，以選擇「抗老」療程，開啟本療程後10分鐘將自動關閉。
4. 全方位 (4種光): 請長按按鍵2秒來開啟本裝置，裝置開啟後，再按按鍵三下，以選擇「全方位」療程，開啟本療程後10分鐘將自動關閉。

## 為了達到最佳結果：

1. 每天使用持續4-6周
2. 確保臉部乾淨且乾燥。
3. 確保在療程結束後再使用護膚品，因為它可能導致刺激或抑制LED光線吸收。
4. 療程結束後，即可使用您喜好的護膚品。
5. 每次使用後擦拭乾淨裝置。

## 維修

1. 本裝置不包含可維修的零件。電池是無法自行拆解及維修的。使用者不應嘗試拆解或維修電池，因為這將導致裝置受損及造成保固失效。
2. 本裝置僅包含一個開啟/關閉按鈕。所有設定是預設為原廠設定。
3. 僅限使用隨附的 USB 電源充電線以及通用 USB 電源轉接器 (不包括在本產品內) 對本裝置進行充電。
4. 當電量不足時，裝置上的燈號將會顯示閃爍橘燈，如遇此情況，煩請進行充電。
5. 相容的電源供應器: 100-240V。
6. 日常使用時，請讓鋰電池完全充電、及完全放電，以延長鋰電池使用壽命。

## 清潔

1. 關閉裝置以及將插頭從任何電源處拔除。
2. 每次使用之後使用酒精棉片或濕布擦拭。
3. 使用濕布或微細纖維布清潔裝置主體。請勿在塑膠塗層上使用含化學物質或酒精的清潔劑。
4. 使用之前請讓裝置完全乾燥。

## 故障排除

無法開機：

- 確認裝置是否已充滿電 (電量指示燈維持白燈常亮)
- 電量指示燈是否有發亮
- 裝置是否連結電源插座 (裝置無法在充電時同時使用)

無法充電：

- 確認USB-C 電源線是否牢固插入控制器 (電源指示燈是否亮起?)
- 嘗試使用不同的插座以確定插座是否有電。

裝置使用期間突然自行關閉：

- 裝置設定10分鐘後將會自動關閉
- 如果裝置溫度過高, 系統可能會在多次重複使用後關閉。請讓您的裝置冷卻幾分鐘, 然後重新嘗試。

部分指示燈未亮起：

近紅外線(NIR) 光不是人眼可見的。這些燈看起來沒有亮起, 但請放心, 如果其餘可見燈亮起, 則裝置即可正常運行。

10分鐘療程結束後, 裝置未自動關閉：

亦即裝置故障。請聯繫 CurrentBody。

LED燈在使用過程中閃爍：

亦即裝置故障。請聯繫 CurrentBody。

## 製造商資訊：



CurrentBody.com Ltd

D6 Stanley Green Business Park Commercial Avenue,  
Cheadle Hulme SK8 6QH

## 产品包含：

1. CURRENTBODY SKIN™ 4合1光疗面膜仪
2. 绑带\*2
3. 收纳袋
4. USB充电线
5. 用户手册
6. 眼罩

## 安全须知

1. 请勿在可能接触到水的地方操作本设备。
2. 切勿使用已损坏或有故障的电源转接器给设备充电。请勿暴力弯曲或破坏USB充电线。
3. 请勿尝试拆开设备。该设备不是可自行维修产品，如强行拆开会导致保修失效。
4. 如果您认为设备有缺陷，请立即停止使用。

## 售后

如果您有任何问题或建议，请通过CurrentBody官网联系我们。

## 警告

1. 12岁及以下儿童不适用于本设备。13至18岁请在成年人的指导下使用本设备。
2. 如果您怀孕或疑似怀孕，或正在在哺乳，使用前请咨询您的医师。
3. 如果您有或疑似患有癌症，请在使用设备前咨询您的医生。
4. 如果本装置是潮湿的，请勿使用本装置。如果本装置掉落水中，请务必先将插头拔掉，再碰触本装置。
5. 请勿直视灯源，可能会令你的眼睛暂时不适。请正确配戴面膜仪，确保您的双眼在面膜仪眼睛开口处，没有被光源覆盖。
6. 如果您的皮肤发红或肿胀，请不要使用本设备。
7. 请勿使用本设备来治疗触摸有痛感、凸起（高于周围皮肤）、结痂或出血的皮肤。这可能是更严重情况的征兆，应该由医生检查。
8. 请勿对该设备进行改装。
9. 本设备包含一个锂离子电池。在处理本设备之前，请查阅当地有关锂离子电池处理的法律和要求。首选的处理方法是回收。

## 注意事项

1. 如果装置过热或使肌肤发红感到不适，请立即停止使用。
2. 充电完成之后，请确保装置完全从充电插座移除。
3. 请勿将装置放在阳光直射或温度超过37°C的地方，因为这可能会损坏塑料涂层。
4. 请只使用随附的通用USB充电线，使用不正确的充电线可能会损坏装置。
5. 请勿尝试打开或修理本装置或更改电源供应器。
6. 请勿让装置掉落在坚硬的地面，因为可能导致装置受损。
7. 如果您对您所治疗的皮肤有任何担忧，您应停止使用并向医生检查。
8. 如果您有任何关于设备的医疗问题，请联系您的医生。

## 禁忌症

如果您有以下情况, 在使用前请咨询您的医生:

1. 已知正在服用处方药或非处方药会造成光敏感性。请您访问下列网站浏览更多信息及会造成光敏感性的药物清单:

<https://www.currentbody.com/pages/led-contraindications>

2. 有任何疑似或癌变的病变。
3. 患有任何光敏性疾病或眼睛有任何遗传性疾病。

**使用前测试您的光敏性:**

1. 开启装置的电源。
2. 将装置放在您的手臂上并进行完整 10 分钟的治疗, 请确保您的皮肤在使用前清洁干净并保持干燥。
3. 10分钟后, 检查该区域。如果该区域变红并持续2小时以上, 说明您的皮肤具有对光的敏感性。请在14天内将该设备返回给 CurrentBody, 我们会提供全额退款。

## LED 四合一光疗美容仪

**产品介绍:**

采用全球医美诊所、美容沙龙首屈一指的专业技术, CURRENT-BODY SKIN™ 四合一 LED光疗面膜仪证明光疗能够活化肌肤。

5 种 LED 波长运用于 4 种不同的疗程, 可以解决肌肤暗沉、改善细纹、皱纹等肌肤问题, 亦有全方位疗程以针对不同位置的肌肤问题进行改善。

专利弹性硅胶贴合您的脸部, 提供最合适的波长, 可深入肌肤底层并促进胶原蛋白生成。只需 4-6 周, 您就可以获得更紧致、明亮的肌肤。

每天只需一次 10 分钟的疗程, 长期使用您可以看见肌肤将会变得更加紧致与明亮。

## 作用原理

年轻的皮肤富含胶原蛋白, 胶原蛋白就象是在皮肤内部的组织柱一样, 支撑皮肤表面, 使皮肤保持紧致。但随着年纪的增长, 皮肤产生的胶原蛋白会日渐减少, 且随着在阳光下曝晒, 健康的胶原蛋白亦会逐渐受损, 这会导致肌肤产生下垂、皱纹, 尤其是嘴巴和眼睛周围(鱼尾纹和皱眉纹)。本装置内建的波长, 可以深入肌肤底层, 刺激胶原蛋白的生成, 来减缓老化的迹象。

CurrentBody Skin™ 四合一 LED 光疗面膜仪专为脸部使用而设计, 使用10分钟的疗程后自动关闭, 因此非常方便。通过日常护理, 您可以在家中舒适地获得专业效果。

## 如何使用

**设置:**

1. 打开您的设备。  
该设备一开始可能有电, 但我们建议在首次使用前把电充满。
2. 将USB电源线插入控制器, 然后插入合适的USB充电器(未提供)。
3. 将USB充电器插入电源插座并打开。
4. 当白色电源指示灯闪烁表明设备在充电。设备充满电需要4.5小时。当电池充满电时, 白灯将停止闪烁并保持白色。
5. 请您确保在使用前将设备从USB充电器上拔下。为了您的安全, 充电时设备将无法工作。
6. 当您不使用时, 请将设备放在收纳袋中。
7. 当设备需要充电时, 电源指示灯将为橙色。请按照上面的说明进行操作。

## 使用指南

1. 使用前您必须进行光敏性测试。

2. 使用前请清洗并擦干您的脸，确保您的脸是干净无护肤品的。

您可以在LED面膜仪下使用专为LED制作的CurrentBody Skin水凝胶面膜或CurrentBody Skin精华。请勿搭配使用任何其他护肤品，因为它可能会引起刺激或抑制光线吸收。

3. 系上绑带，将设备放在脸上，然后调整绑带以适合头部。请确保防护眼罩贴合您的面部，并且没有光线照射您的眼睛。

4. 将设备放入收纳袋中。

## 请选择您需要的疗程

1. 焕发光彩 (绿光及近红光): 请长按按键2秒来开启本装置，第一种疗程即为「焕发光彩」，开启本疗程后10分钟将自动关闭。

2. 极致修复 (黄光及近红光): 请长按按键2秒来开启本装置，装置开启后，再按按键一下，以选择「极致修复」疗程，开启本疗程后10分钟将自动关闭。

3. 抗老 (红光, 深红光及近红光): 请长按按键2秒来开启本装置，装置开启后，再按按键两下，以选择「抗老」疗程，开启本疗程后10分钟将自动关闭。

4. 全方位 (4种光): 请长按按键2秒来开启本装置，装置开启后，再按按键三下，以选择「全方位」疗程，开启本疗程后10分钟将自动关闭。

## 为了达到最佳效果：

1. 每天使用持续4-6周。

2. 确保脸部干净且干燥。

3. 确保在设备使用结束后再使用护肤品，因为它会导致刺激或阻止红光吸收。

4. 疗程结束后，即可使用您喜好的护肤品。

5. 每次使用后擦拭干净设备。

## 维修

1. 本装置不包含可维修的零件。电池是无法自行拆解及维修的。使用者不应尝试拆解或维修电池，因为这将导致装置受损及造成保修失效。

2. 设备只包括一个开/关按钮。所有的设置都设置为出厂设置。

3. 只能用提供的USB充电电源给设备充电和适配器 (不包括在内)。

4. 当电量不足时，装置上的信号灯将会显示闪烁橘灯，如遇此情况，烦请进行充电。

5. 兼容电源。100-240V。

6. 通过让锂电池完全充电然后完全放电能够最大限度延长锂电池使用寿命。

## 清洁

1. 关闭设备并从电源上拔下插头。

2. 每次使用后，用酒精湿巾或湿布擦拭LED的顶部，以去除任何残留物。

3. 使用湿布或微纤维布清洁设备主体。不要在塑料涂层上使用化学或酒精类的清洁剂。

4. 使用前让设备完全干燥。

## 故障排除

无法开机:

- 确认装置是否已充满电 (电量指示灯维持白灯常亮)
- 电量指示灯是否有亮起
- 装置是否连结电源插座 (装置无法在充电时同时使用)

无法充电:

- 确认USB-C 电源线是否牢固插入控制器 (电源指示灯是否亮起?)
- 尝试使用不同的插座以确定插座是否有电。

装置使用期间突然自行关闭:

- 装置设定10分钟后将会自动关闭
- 如果装置温度过高, 系统可能会在多次重复使用后关闭。请让您的装置冷却几分钟, 然后重新尝试。

部分指示灯未亮起:

近红外线(NIR) 光不是人眼可见的。这些灯看起来没有亮起, 但请放心, 如果其余可见灯亮起, 则装置即可正常运行。

10分钟疗程结束后, 装置未自动关闭:

亦即装置故障。请联系 CurrentBody。

LED灯在使用过程中闪烁:

亦即装置故障。请联系 CurrentBody。

## 制造商信息



CurrentBody.com Ltd

D6 Stanley Green Business Park Commercial Avenue,  
Cheadle Hulme SK8 6QH

MK-90 说明书  
成品尺寸: 98\*152mm  
材质:封面封底200g双铜过  
哑膜,内页100g双铜  
四色印刷  
骑马钉

红色虚线为裁切线不印刷  
此页不印刷









