



SUPERIOR RADIANT PRODUCTS

SUPERIOR RADIANT PRODUCTS
563 BARTON STREET
STONEY CREEK, ON L8E 5S1
TOLL FREE: 1-800-527-4328
www.superiorradiant.com

SELECT DESIRED VOLTAGE:

120 V

240 V

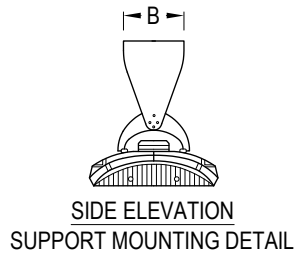
SELECT DESIRED LENGTH

41"

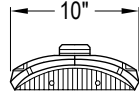
50"

43"

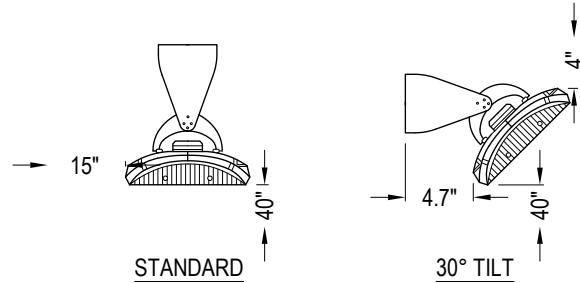
53.5"



SIDE ELEVATION
SUPPORT MOUNTING DETAIL

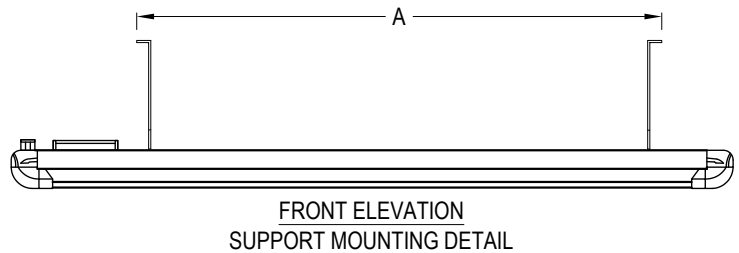


SIDE ELEVATION

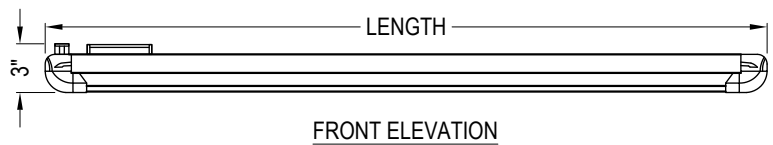


STANDARD

30° TILT



FRONT ELEVATION
SUPPORT MOUNTING DETAIL

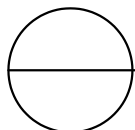


FRONT ELEVATION

MODEL	OUTPUT WATTAGE	SUPPLY VOLTAGE	SUPPLY PHASE	SUPPLY AMP DRAW	SUPPLY VOLTAGE/ CONNECTION	DIMENSIONS	WEIGHT	SUPPORT MOUNT A X B
EW18M12	1800 W	120 V	1	15A	1Φ2W, 120 VAC	41 X 10 X 3" (105 X 25 X 9 CM)	15.7 LBS (7.1 KG)	33.5 X 3.8" (85 X 9.6 CM)
EW18M12V	1800 W	120 V	1	15A	1Φ2W, 120 VAC	43 X 10 X 3" (110 X 25 X 9 CM)	16.8 LBS (7.6 KG)	33.5 X 3.8" (85 X 9.6 CM)
EW18M24	1800 W	240 V	1	7.5A	1Φ2W, 240VAC	41 X 10 X 3" (105 X 25 X 9 CM)	15.7 LBS (7.1 KG)	33.5 X 3.8" (85 X 9.6 CM)
EW18M24V	1800 W	240 V	1	7.5A	1Φ2W, 240VAC	43 X 10 X 3" (110 X 25 X 9 CM)	16.8 LBS (7.6 KG)	33.5 X 3.8" (85 X 9.6 CM)
EW24M24	2400 W	240 V	1	10A	1Φ2W, 240VAC	50 X 10 X 3" (127 X 25 X 9CM)	17.5 LBS (8 KG)	33.5 X 3.8" (85 X 9.6 CM)
EW24M24V	2400 W	240 V	1	10A	1Φ2W, 240VAC	53.5 X 10 X 3" (136 X 25 X 9CM)	18.6 LBS (8.5 KG)	33.5 X 3.8" (85 X 9.6 CM)

NOTES:

1. INSTALLATION TO BE COMPLETED IN ACCORDANCE WITH MANUFACTURER'S SPECIFICATIONS.
2. DO NOT SCALE DRAWING.
3. THIS DRAWING IS INTENDED FOR USE BY ARCHITECTS, ENGINEERS, CONTRACTORS, CONSULTANTS AND DESIGN PROFESSIONALS FOR PLANNING PURPOSES ONLY. THIS DRAWING MAY NOT BE USED FOR CONSTRUCTION.
4. ALL INFORMATION CONTAINED HEREIN WAS CURRENT AT THE TIME OF DEVELOPMENT BUT MUST BE REVIEWED AND APPROVED BY THE PRODUCT MANUFACTURER TO BE CONSIDERED ACCURATE.
5. CONTRACTOR'S NOTE: FOR PRODUCT AND COMPANY INFORMATION VISIT www.CADdetails.com/info AND ENTER REFERENCE NUMBER 5433-003.



MEDIUM WAVE ELECTRIC INFRARED HEATERS

ELECTRIC INFRARED HEATER, MEDIUM WAVE