



AUSSIE SMART (POLY) PUMPS LEAK FREE CHEMICAL TRANSFER

Aussie poly 2" and 3" self priming centrifugal pumps are manufactured from 30% glass filled polyester.

RSE Series Aussie poly pumps offer flows to 1010 litres per minute and heads as high as 37 metres. Suction lift is 7.6 metres.

The **NEW RTE series** high flow 3" pumps deliver flows to 1350 lpm with maximum heads to 24m.

This unique product range is available in a wide range of configurations including;

- Honda petrol engine drive
- Yanmar diesel engine drive
- 2 pole, single phase or three phase electric motor drive
- Hydraulic motor drive
- Bare shaft



RSE 2"

Features

- Strong 30% glass filled polyester construction
- Lightweight
- Wide range of optional elastomers
- Impeller options
- Integrated handle (not on RTE series)
- Honda petrol or Yanmar diesel engine drive options (two year engine warranty)
- Heavy duty galvanised steel carry frame (standard on diesel drive option on petrol drive units)
- Protek engine protection (option on engine drive standard on electric drive pumps)
- RTE series only, quick release belly band

Benefits

- » Wide range of liquid compatibility
- » Highly portable
- » Flexibility of handled liquids
- » Can be either high pressure or high flow
- » Aids portability, operator convenience
- » Tried and proven with established service networks throughout Australia and the world
- » Protects pump and engine, aids portability
- » Separates pump from engine. Protects engine or electric motor from ingress of liquid if the mechanical seal fails
- » Facilitates flushing pump internals

Applications:

- Agricultural chemical transfer
- Diesel fuel transfer
- Brine or salt water pumping
- Marine salvage
- Marine fire fighting
- High volume water transfer
- Aquaculture



RSE 3"

SEAL COMPATIBILITY (Recommendation only - check compatibility chart for specifics)

1. For oil based liquids including diesel fuel, select BUNA elastomer option
2. For most ag. chem. liquids select EPDM elastomers
3. Viton elastomers available. For chemical compatibility check 'Chemical Compatibility Chart'

WARNING: When pumping flammable or combustible liquids all containers must be effectively bonded and grounded to prevent sparks of static electricity which could cause explosion.

Aussie Seamaster (RSE2BUB/L48 & RSE3BXB/L48):

- 2" or 3" poly pump with a 706 impeller,
- Buna seals for salt water compatibility,
- Yanmar 4.8HP diesel engine with electric start option
- Full galvanized or stainless steel roll frame for protection and portability.
- Yanmar diesel engine rated to operate intermittently at 3600 rpm; continuous operation speed 3000 rpm.



Smart Guide to Smart Pump selection



As used on Goldacres Batchmate

Due to our program of continuous product development the manufacturer reserves the right to alter specifications without notice.



AUSSIE SMART (POLY) PUMPS ... LEAK FREE CHEMICAL TRANSFER

Engine Drive :

Aussie poly pumps with either **Honda** petrol or **Yanmar** diesel drive options with or without electric start.

Diesel versions come in a full galvanized or stainless steel roll frame (option on the petrol drive versions).

Table A Stock codes for different engine, elastomers and impeller options

Inlet/outlet	Series	Impeller	Max Flow (lpm)	Max Head (m)	EPDM	Buna N	Viton	Engine (recoil & electric start options)
2"	RSE	706 high head	720	37	RSE2BUL	RSE2BUB	RSE2BUV	Honda GX200 or Yanmar L48
		975 high flow	835	25	RSE2BRL	RSE2BRB	RSE2BRV	Honda GX200 or Yanmar L48
3"	RSE	706 high head	870	37	RSE3BXL	RSE3BXB	RSE3BXV	Honda GX200 or Yanmar L48
		975 high flow	1010	25	RSE3BSL	RSE3BSB	RSE3BSV	Honda GX200 or Yanmar L48
	RTE	Extra flow	1350	24	RTE3TEP	-	-	Honda GX390 or Yanmar L100



How to order the correct pump:

1. Determine pump flow (litres per minute) and head (metres) required.
2. Refer to Table A and select high head or high flow impeller and inlet/outlet size required.
3. Determine seals required for chemical being pumped by using List B (right of page)
4. Combine information from steps 2 & 3 to determine last two letters of stock code required.
5. Add engine model or hydraulic drive selection to end of stock code.

Example: Pump required to pump agricultural chemicals with a maximum flow of 600 litres per minute and a head of 10 metres.

1. Select impeller from Table A, **in this case 2" 706 high head model.**
2. Select seals required from List B, **in this case EPDM elastomers.**
3. Select preferred engine option , petrol / diesel and add stock code.

i.e: RSE2BUL/GX200E = 2" x 2" 706 (high head) impeller with EPDM seals & Honda 6.5HP engine electric start

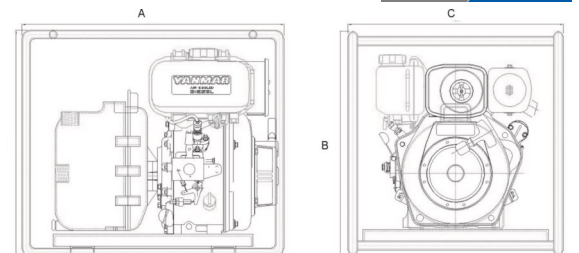
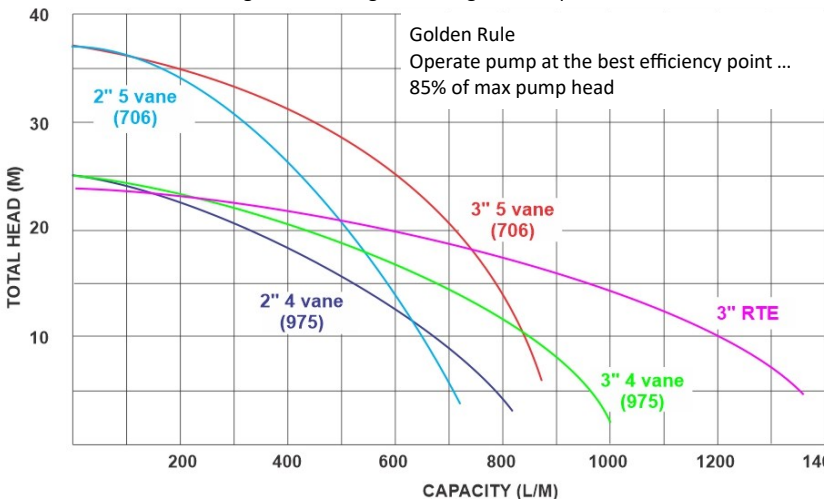
List B: Seal compatibility

(Recommendation only - check compatibility chart for specifics)

1. For oil based liquids including diesel fuel, select **BUNA N** elastomer option
2. For most ag. chem. liquids and salt water select **EPDM** elastomers
3. **Viton** elastomers available. For chemical compatibility check ['Chemical Compatibility Chart'](#)



Performance Curve: Engine Honda engine running at 3600 rpm



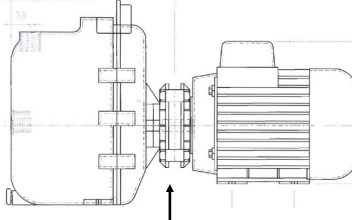
Model	Length A (mm)	Width C (mm)	Height B (mm)	Carton Size (mm)	Weight (kg)
RS2/GX200 skids	490	395	370	560 x 400 x 400	22
RS3/GX200 skids	553	395	370		23
RSE2/RSE3 Honda e/start (with frame)	550	520	460	550 x 460 x 520	28
RS2/RS3 L48 (with frame)	550	520	460	550 x 460 x 520	40
RTE3 Honda (with frame)	550	520	460	550 x 460 x 520	42
RTE3 Yanmar (with frame)	550	520	460	550 x 460 x 520	60

Optional Accessories ... page 4

Due to our program of continuous product development the manufacturer reserves the right to alter specifications without notice.



AUSSIE SMART (POLY) PUMPS LEAK FREE CHEMICAL TRANSFER



Protek system, fits between motor or engine and pump.

Electric Drive :

2" and 3" self priming centrifugal pumps made from 30% glass filled polyester with single or three phase, 2 pole, electric motor, 50 Hz, for industrial applications. Suitable for transferring corrosive or dangerous liquids, diesel fuel, industrial solvents, potable water, brine and salt water, oils etc.

Drive systems: Unique Aussie electric motor drive


Protek Motor Protection

Maximum motor protection system from catastrophic seal failure. Featuring adapter to separate pump from motor, large cavity to handle even major seal failures and oversized slinger to prevent liquid contacting engine. Fitted as standard on all electric drive poly pumps and is an option on engine drive pumps.

The ultimate motor protection.

system offers 2 pole high speed electric motors in single or three phase configuration with IP56 protection, stainless steel shaft (416 grade) in 2.2kW single phase or, 2.2kW or 4kW three phase configuration. Protek Motor Protection fitted as standard in all close coupled electric motor applications.

Large cavity to protect engine or motor against any possible seal failure.



Pump mechanical seals

Oversize weep hole directs liquid down, and away from operator.

Table A Stock codes for different elastomers and impeller options

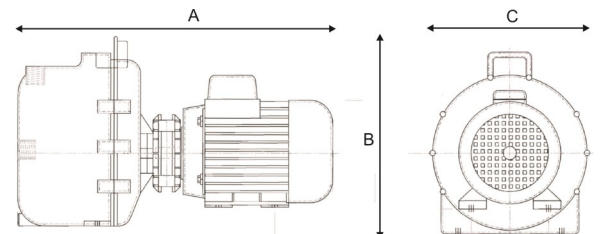
Inlet/outlet	Impeller	Max Flow (lpm)	Max Head (m)	EPDM	Buna N	Viton
2"	706 high head	580	22.5	RSE2BUL	RSE2BUB	RSE2BUV
	975 high flow	660	16	RSE2BRL	RSE2BRB	RSE2BRV
3"	706 high head	700	22.5	RSE3BXL	RSE3BXB	RSE3BXV
	975 high flow	800	16	RSE3BSL	RSE3BSB	RSE3BSV

Motor options: 2.2kW (240v) single phase, 2.2kW(415v) three phase and 4kW (415v) three phase

List B: Seal compatibility

(Recommendation only - check compatibility chart for specifics)

- For oil based liquids including diesel fuel, select **BUNA N** elastomer option
- For most ag. chem. liquids & salt water select **EPDM** elastomers
- Viton** elastomers available. For chemical compatibility check [Chemical Compatibility Chart](#)



Model	A (mm)	B (mm)	C (mm)	Carton Size (mm)	Weight (kg)
RS2, 2.2kW	560	320	280	770 x 460 x 400	28
RS2, 4kW	600	320	280		37
RS3, 2.2kW	623	320	280		29
RS3, 4kW	663	320	280		38

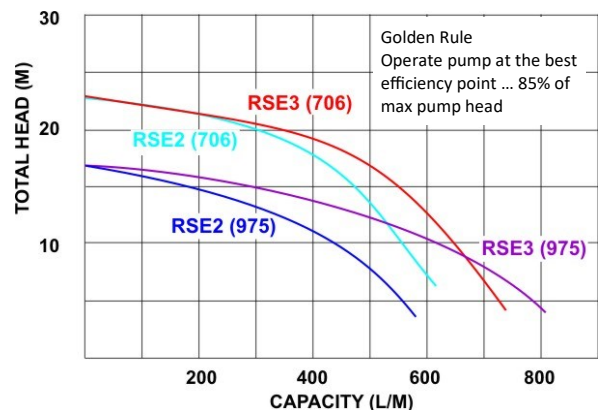
Gal plate pumps mounted on 700 x 360 x 30mm

How to order the correct pump:

- Determine pump flow (litres per minute) & head (metres) required.
- Refer to Table A & select high head or high flow impeller & inlet/outlet size required.
- Determine seals required for chemical being pumped by using List B.
- Combine information from steps 2 & 3 to determine last two letters of stock code required.
- Add motor selection to end of stock code.

Example: Pump required to pump agricultural chemicals with a maximum flow of 500 litres per minute & a head of 10 metres.

- Select impeller from Table A, in this case **2" 706 high head model**.
- Select seals required from List B, in this case **EPDM elastomers**.
- Select preferred motor selection and add stock code.
i.e: RSE2BUL/2.2/240 = 2" x 2" 706 (high head) impeller with EPDM seals & 2.2kW, 240 volt motor



Due to our program of continuous product development the manufacturer reserves the right to alter specifications without notice.



AUSSIE SMART (POLY) PUMPS LEAK FREE CHEMICAL TRANSFER



Bare Shaft & Hydraulic:

Model	Length (mm)	Height (mm)	Width (mm)	Weight (kg)	Carton size (mm)
RS2 bare shaft with cast iron ped	374	320	280	12	560x400x400
RS3 bare shaft with cast iron ped	425	320	280	13	560x400x400
RS2 hydraulic	325	320	280	10	560x400x400
RS3 hydraulic	388	320	280	11	560x400x400

Table A Stock codes for different elastomers and impeller options

Inlet/outlet	Impeller	Max Flow (lpm)	Max Head (m)	EPDM	Buna N	Viton
2"	706 high head	720	37	RSE2BUL	RSE2BUB	RSE2BUV*
	975 high flow	835	25	RSE2BRL	RSE2BRB	RSE2BRV*
3"	706 high head	870	37	RSE3BXL	RSE3BXB	RSE3B XV*
	975 high flow	1010	25	RSE3BSL	RSE3BSB	RSE3BSV*

List B: Seal compatibility

(Recommendation only - check compatibility chart for specifics)

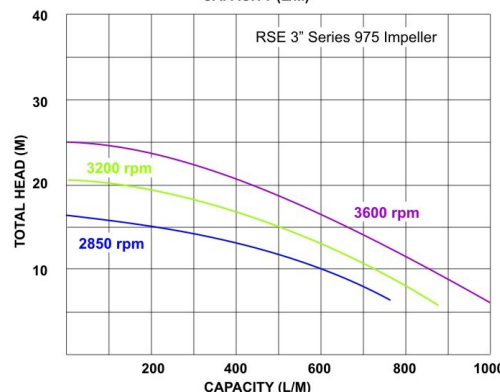
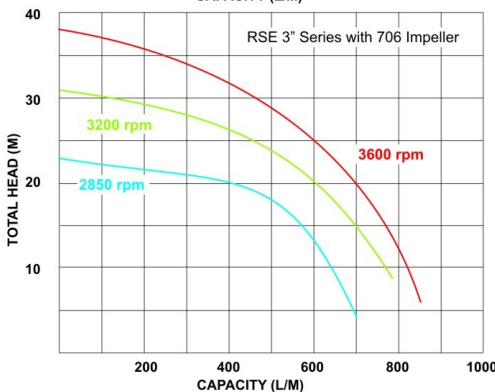
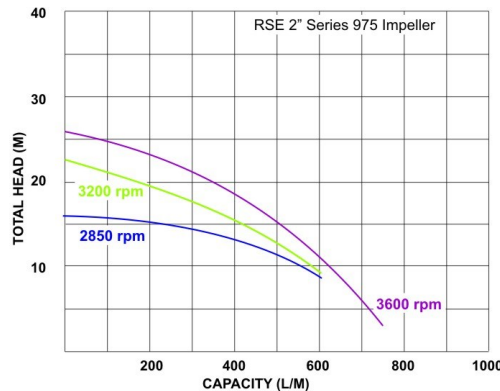
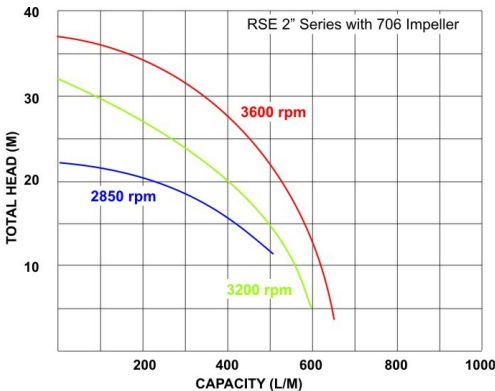
- For oil based liquids including diesel fuel, select **BUNA N** elastomer option
- For most ag. chem. liquids & salt water select **EPDM** elastomers
- Viton** elastomers available. For chemical compatibility check '[Chemical Compatibility Chart](#)'



To order select pump kit select impeller and seals using Table A & List B, ie RSE2BRL and add suffix of pedestal or hydraulic drive required.

- Basic bare shaft drive poly pedestal, carbon steel shaft
- Heavy duty bare cast iron pedestal, stainless steel shaft
- Hydraulic drive

Suffix in product code	s/code of replacement part
PEDPLOY	#P58.0001
PEDCI	#P58.0097
HYD	#P58.0047



Golden Rule
Operate pump at the best efficiency point
... 85% of max pump head

OPTIONAL ACCESSORIES

- Heavy duty galvanised roll frame (standard on diesel drive polys)
- Heavy duty suction hoses 2" and 3"
- Medium pressure lay flat delivery hose, working pressure 100 psi
- Camelot style quick coupler design
- High flow diesel transfer fuel nozzle
- Range of seals including Buna N, EPDM or Viton
- Protek engine protection



Quality ISO 9001



Due to our program of continuous product development the manufacturer reserves the right to alter specifications without notice.