

School Performance Fact Sheet
Calendar Years 2020 & 2021

DJ FUNDAMENTALS

Program Length: 360 Clock Hours

On Time Completion Rates (Graduation Rates)

(Includes data for two calendar years prior to reporting)

Calendar Year	Number of Students Who Began Program	Student Available for Graduation	Number of On-Time Graduates	On-Time Completion Rate
2020	-	-	-	-
2021	-	-	-	-

Student Initials: _____ Date: _____

Initial only after you have had sufficient time to read and understand the information. “This program is new. Therefore, the number of students who graduate, the number of students who are placed, or the starting salary you can earn after finishing the educational program are unknown at this time. Information regarding general salary and placement statistics may be available from government sources or from the institution, but is not equivalent to actual performance data.”

The date the program began: 08/01/2023

Two full years of information for this program is estimated to be available by 12/01/2026

DJ FUNDAMENTALS

Program Length: 360 Clock Hours

Job Placement Rates (includes date for the two calendar years prior to reporting)

Calendar Year	Number of Students Who Began Program	Number of Graduates	Graduates Available for Employment	Graduates Employed in the Field	Placement Rate % Employed in the Field
2020	-	-	-	-	-
2021	-	-	-	-	-

You may obtain a list of the employment positions determined to be within the field for which a student received education and training by contacting the school administration.

Gainfully Employed Categories (includes data for the two calendar years prior to reporting)

Part Time vs. Full Time Employment

Calendar Year	Graduates Employed in the field 20 to 29 hours per week	Graduates Employed in the field at least 30 hours per week	Total Graduates Employed in the Field
2020	-	-	-

2021	-	-	-
------	---	---	---

Single Position vs. Concurrent Aggregated Positions

Calendar Year	Graduates Employed in the field in a single position	Graduates Employed in the Field in Concurrent Aggregated Positions	Total Graduates Employed in the Field
2020	-	-	-
2021	-	-	-

Self-Employed / Freelance Positions

Calendar Year	Graduates Employed who are self employed or working freelance	Total Graduates Employed in the Field
2020	-	-
2021	-	-

Institutional Employment

Calendar Year	Graduates Employed in the field who are employed by the institution, an employer owned by the institution, or an employer who shares ownership with the institution.	Total Graduates Employed in the Field
2020	-	-
2021	-	-

Student Initials: _____ Date: _____ Initial only after you have had sufficient time to read and understand the information.

DJ FUNDAMENTALS

Program Length: 360

License Examination Passage Rates (continually administered examinations)

This program does not require state licensure

Calendar Year	Number of Graduates in Calendar Year	Number of Graduates Taking Exam	Number Who Passed First Available Exam	Number Who Failed First Available Exam	Passage Rate
2020	NA	NA	NA	NA	NA
2021	NA	NA	NA	NA	NA

Licensure examination passage data is not available from the state agency administering the examination. We are unable to collect data from _____ graduates.

Student Initials: _____ Date: _____

Initial only after you have had sufficient time to read and understand the information.

DJ FUNDAMENTALS

Program Length: 360 Clock Hours

Salary and Wage Information (includes date for the two calendar years prior to reporting)

Annual Salary and Wages Reported for Graduates Employed in the Field

Calendar Year	Graduates Available for Employment	Graduates Employed in the Field	\$15,000 to \$20,000	\$20,000 to \$25,000	\$25,000 to \$30,000	\$30,000 to \$35,000	No Salary Information Reported
2020	-	-	-	-	-	-	-
2021	-	-	-	-	-	-	-

A list of sources used to substantiate salary disclosures is available from the school. To obtain this list, please ask an institutional representative for a copy of this list.

Student Initials: _____ Date: _____

Initial only after you have had sufficient time to read and understand the information.

Cost of Educational Program:

Total Charges for the program for students completing on-time in 2020: N/A Total charges may be higher for students that do not complete on-time.

Total Charges for the program for students completing on-time in 2021: N/A Total charges may be higher for students that do not complete on-time.

Student Initials: _____ Date: _____

Initial only after you have had sufficient time to read and understand the information.

Federal Student Loan Debt

Students at 1500 Sound Academy are not eligible for federal student loans. This institution does not meet the U.S. Department of Education criteria that would allow its students to participate in federal student aid programs.

Student Initials: _____ Date: _____ **Initial only after you have had sufficient time to read and understand the information.**


This fact sheet is filed with the Bureau for Private Postsecondary Education. Regardless of any information you may have relating to completion rates, placement rates, starting salaries, or license exam passage rates, this fact sheet contains the information as calculated pursuant to state law.

Any questions a student may have regarding this fact sheet that have not been satisfactorily answered by the institution may be directed to the Bureau for Private Postsecondary Education at: 1747 N. Market Blvd., Suite 225, Sacramento, CA 95834, www.bppe.ca.gov, toll-free number (888).370.7589 or by fax (916) 916.263.1897

Student Name - Print

Student Signature

Date:

School Official  Date _____

Definitions

- "Number of Students Who Began the Program" means the number of students who began a program who were scheduled to complete the program within 100% of the published program length within the reporting calendar year and excludes all students who cancelled during the cancellation period.
- "Students Available for Graduation" is the number of students who began the program minus the number of students who have died, been incarcerated, or been called to active military duty.
- "Number of On-time Graduates" is the number of students who completed the program within 100% of the published program length within the reporting calendar year.
- "On-time Completion Rate" is the number of on-time graduates divided by the number of students available for graduation.
- "150% Graduates" is the number of students who completed the program within 150% of the program length (includes on-time graduates).
- "150% Completion Rate" is the number of students who completed the program in the reported calendar year within 150% of the published program length, including on-time graduates, divided by the number of students available for graduation.
- "Graduates Available for Employment" means the number of graduates minus the number of graduates unavailable for employment.
- "Graduates unavailable for employment" means the graduates who, after graduation, die, become incarcerated, are called to active military duty, are international students that leave the United States or do not have a visa allowing employment in the United States, or are continuing their education at an accredited or bureau-approved postsecondary institution.
- "Graduates Employed in the Field" means graduates who beginning within six months after a student completes the applicable educational program are gainfully employed, whose employment has been reported, and for whom the institution has documented verification of employment. For occupations for which the state requires passing an examination, the six months period begins after the announcement of the examination results for the first examination available after a student completes an applicable educational program.
- "Placement Rate Employed in the Field" is calculated by dividing the number of graduates gainfully employed in the field by the number of graduates available for employment.
- "Number of Graduates Taking Exam" is the number of graduates who took the first available exam in the reported calendar year.
- "First Available Exam Date" is the date for the first available exam after a student completed a program.
- "Passage Rate" is calculated by dividing the number of graduates who passed the exam by the number of graduates who took the reported licensing exam.
- "Number Who Passed First Available Exam" is the number of graduates who took and passed the first available licensing exam after completing the program.
- "Salary" is as reported by graduate or graduate's employer.
- "No Salary Information Reported" is the number of graduates for whom, after making reasonable attempts, the school was not able to obtain salary information.

STUDENT'S RIGHT TO CANCEL

Any student has the right to cancel this enrollment agreement and obtain a refund of charges paid through attendance at the first class session, or the seventh day after enrollment, whichever is later. Cancellation shall occur when you give written notice of cancellation to: Chief Academic Officer, 1500 Sound Academy, 8729 Aviation Blvd., Inglewood, CA 90301. If you cancel this Agreement, the school will refund any money that you paid, less any non-refundable charges and deduction for text materials not timely returned in like-new condition, within forty-five days after your Notice of Cancellation is received.

School Performance Fact Sheet
Calendar Years 2020 & 2021

DJ ESSENTIALS

Program Length: 60 Clock Hours

On Time Completion Rates (Graduation Rates)

(Includes data for two calendar years prior to reporting)

Calendar Year	Number of Students Who Began Program	Student Available for Graduation	Number of On-Time Graduates	On-Time Completion Rate
2020	-	-	-	-
2021	-	-	-	-

Student Initials: _____ Date: _____

Initial only after you have had sufficient time to read and understand the information. “This program is new. Therefore, the number of students who graduate, the number of students who are placed, or the starting salary you can earn after finishing the educational program are unknown at this time. Information regarding general salary and placement statistics may be available from government sources or from the institution, but is not equivalent to actual performance data.”

The date the program began: 08/01/2023

Two full years of information for this program is estimated to be available by 12/01/2026

DJ ESSENTIALS

Program Length: 60 Clock Hours

Job Placement Rates (includes date for the two calendar years prior to reporting)

Calendar Year	Number of Students Who Began Program	Number of Graduates	Graduates Available for Employment	Graduates Employed in the Field	Placement Rate % Employed in the Field
2020	-	-	-	-	-
2021	-	-	-	-	-

You may obtain a list of the employment positions determined to be within the field for which a student received education and training by contacting the school administration.

Gainfully Employed Categories (includes data for the two calendar years prior to reporting)

Part Time vs. Full Time Employment

Calendar Year	Graduates Employed in the field 20 to 29 hours per week	Graduates Employed in the field at least 30 hours per week	Total Graduates Employed in the Field
2020	-	-	-

2021	-	-	-
------	---	---	---

Single Position vs. Concurrent Aggregated Positions

Calendar Year	Graduates Employed in the field in a single position	Graduates Employed in the Field in Concurrent Aggregated Positions	Total Graduates Employed in the Field
2020	-	-	-
2021	-	-	-

Self-Employed / Freelance Positions

Calendar Year	Graduates Employed who are self employed or working freelance	Total Graduates Employed in the Field
2020	-	-
2021	-	-

Institutional Employment

Calendar Year	Graduates Employed in the field who are employed by the institution, an employer owned by the institution, or an employer who shares ownership with the institution.	Total Graduates Employed in the Field
2020	-	-
2021	-	-

Student Initials: _____ Date: _____ Initial only after you have had sufficient time to read and understand the information.

DJ ESSENTIALS

Program Length: 60 Clock Hours

License Examination Passage Rates (continually administered examinations)

This program does not require state licensure

Calendar Year	Number of Graduates in Calendar Year	Number of Graduates Taking Exam	Number Who Passed First Available Exam	Number Who Failed First Available Exam	Passage Rate
2020	NA	NA	NA	NA	NA
2021	NA	NA	NA	NA	NA

Licensure examination passage data is not available from the state agency administering the examination. We are unable to collect data from _____ graduates.

Student Initials: _____ Date: _____

Initial only after you have had sufficient time to read and understand the information.

DJ ESSENTIALS

Program Length: 60 Clock Hours

Salary and Wage Information (includes date for the two calendar years prior to reporting)

Annual Salary and Wages Reported for Graduates Employed in the Field

Calendar Year	Graduates Available for Employment	Graduates Employed in the Field	\$15,000 to \$20,000	\$20,000 to \$25,000	\$25,000 to \$30,000	\$30,000 to \$35,000	No Salary Information Reported
2020	-	-	-	-	-	-	-
2021	-	-	-	-	-	-	-

A list of sources used to substantiate salary disclosures is available from the school. To obtain this list, please ask an institutional representative for a copy of this list.

Student Initials: _____ Date: _____

Initial only after you have had sufficient time to read and understand the information.

Cost of Educational Program:

Total Charges for the program for students completing on-time in 2020: N/A Total charges may be higher for students that do not complete on-time.

Total Charges for the program for students completing on-time in 2021: N/A Total charges may be higher for students that do not complete on-time.

Student Initials: _____ Date: _____

Initial only after you have had sufficient time to read and understand the information.

Federal Student Loan Debt

Students at 1500 Sound Academy are not eligible for federal student loans. This institution does not meet the U.S. Department of Education criteria that would allow its students to participate in federal student aid programs.

Student Initials: _____ Date: _____ **Initial only after you have had sufficient time to read and understand the information.**


This fact sheet is filed with the Bureau for Private Postsecondary Education. Regardless of any information you may have relating to completion rates, placement rates, starting salaries, or license exam passage rates, this fact sheet contains the information as calculated pursuant to state law.

Any questions a student may have regarding this fact sheet that have not been satisfactorily answered by the institution may be directed to the Bureau for Private Postsecondary Education at: 1747 N. Market Blvd., Suite 225, Sacramento, CA 95834, www.bppe.ca.gov, toll-free number (888).370.7589 or by fax (916) 916.263.1897

Student Name - Print

Student Signature

Date:

School Official  _____ Date _____

Definitions

- "Number of Students Who Began the Program" means the number of students who began a program who were scheduled to complete the program within 100% of the published program length within the reporting calendar year and excludes all students who cancelled during the cancellation period.
- "Students Available for Graduation" is the number of students who began the program minus the number of students who have died, been incarcerated, or been called to active military duty.
- "Number of On-time Graduates" is the number of students who completed the program within 100% of the published program length within the reporting calendar year.
- "On-time Completion Rate" is the number of on-time graduates divided by the number of students available for graduation.
- "150% Graduates" is the number of students who completed the program within 150% of the program length (includes on-time graduates).
- "150% Completion Rate" is the number of students who completed the program in the reported calendar year within 150% of the published program length, including on-time graduates, divided by the number of students available for graduation.
- "Graduates Available for Employment" means the number of graduates minus the number of graduates unavailable for employment.
- "Graduates unavailable for employment" means the graduates who, after graduation, die, become incarcerated, are called to active military duty, are international students that leave the United States or do not have a visa allowing employment in the United States, or are continuing their education at an accredited or bureau-approved postsecondary institution.
- "Graduates Employed in the Field" means graduates who beginning within six months after a student completes the applicable educational program are gainfully employed, whose employment has been reported, and for whom the institution has documented verification of employment. For occupations for which the state requires passing an examination, the six months period begins after the announcement of the examination results for the first examination available after a student completes an applicable educational program.
- "Placement Rate Employed in the Field" is calculated by dividing the number of graduates gainfully employed in the field by the number of graduates available for employment.
- "Number of Graduates Taking Exam" is the number of graduates who took the first available exam in the reported calendar year.
- "First Available Exam Date" is the date for the first available exam after a student completed a program.
- "Passage Rate" is calculated by dividing the number of graduates who passed the exam by the number of graduates who took the reported licensing exam.
- "Number Who Passed First Available Exam" is the number of graduates who took and passed the first available licensing exam after completing the program.
- "Salary" is as reported by graduate or graduate's employer.
- "No Salary Information Reported" is the number of graduates for whom, after making reasonable attempts, the school was not able to obtain salary information.

STUDENT'S RIGHT TO CANCEL

Any student has the right to cancel this enrollment agreement and obtain a refund of charges paid through attendance at the first class session, or the seventh day after enrollment, whichever is later. Cancellation shall occur when you give written notice of cancellation to: Chief Academic Officer, 1500 Sound Academy, 8729 Aviation Blvd., Inglewood, CA 90301. If you cancel this Agreement, the school will refund any money that you paid, less any non-refundable charges and deduction for text materials not timely returned in like-new condition, within forty-five days after your Notice of Cancellation is received.

School Performance Fact Sheet
Calendar Years 2020 & 2021

CDJs AND MIXERS

Program Length: 60 Clock Hours

On Time Completion Rates (Graduation Rates)
(Includes data for two calendar years prior to reporting)

Calendar Year	Number of Students Who Began Program	Student Available for Graduation	Number of On-Time Graduates	On-Time Completion Rate
2020	-	-	-	-
2021	-	-	-	-

Student Initials: _____ Date: _____

Initial only after you have had sufficient time to read and understand the information. “This program is new. Therefore, the number of students who graduate, the number of students who are placed, or the starting salary you can earn after finishing the educational program are unknown at this time. Information regarding general salary and placement statistics may be available from government sources or from the institution, but is not equivalent to actual performance data.”

The date the program began: 08/01/2023

Two full years of information for this program is estimated to be available by 12/01/2026

CDJs AND MIXERS

Program Length: 60 Cock Hours

Job Placement Rates (includes date for the two calendar years prior to reporting)

Calendar Year	Number of Students Who Began Program	Number of Graduates	Graduates Available for Employment	Graduates Employed in the Field	Placement Rate % Employed in the Field
2020	-	-	-	-	-
2021	-	-	-	-	-

You may obtain a list of the employment positions determined to be within the field for which a student received education and training by contacting the school administration.

Gainfully Employed Categories (includes data for the two calendar years prior to reporting)

Part Time vs. Full Time Employment

Calendar Year	Graduates Employed in the field 20 to 29 hours per week	Graduates Employed in the field at least 30 hours per week	Total Graduates Employed in the Field
2020	-	-	-

2021	-	-	-
------	---	---	---

Single Position vs. Concurrent Aggregated Positions

Calendar Year	Graduates Employed in the field in a single position	Graduates Employed in the Field in Concurrent Aggregated Positions	Total Graduates Employed in the Field
2020	-	-	-
2021	-	-	-

Self-Employed / Freelance Positions

Calendar Year	Graduates Employed who are self employed or working freelance	Total Graduates Employed in the Field
2020	-	-
2021	-	-

Institutional Employment

Calendar Year	Graduates Employed in the field who are employed by the institution, an employer owned by the institution, or an employer who shares ownership with the institution.	Total Graduates Employed in the Field
2020	-	-
2021	-	-

Student Initials: _____ Date: _____ Initial only after you have had sufficient time to read and understand the information.

CDJs AND MIXERS

Program Length: 60 Clock Hours

License Examination Passage Rates (continually administered examinations)

This program does not require state licensure

Calendar Year	Number of Graduates in Calendar Year	Number of Graduates Taking Exam	Number Who Passed First Available Exam	Number Who Failed First Available Exam	Passage Rate
2020	NA	NA	NA	NA	NA
2021	NA	NA	NA	NA	NA

Licensure examination passage data is not available from the state agency administering the examination. We are unable to collect data from _____ graduates.

Student Initials: _____ Date: _____

Initial only after you have had sufficient time to read and understand the information.

CDJs AND MIXERS

Program Length: 60 Clock Hours

Salary and Wage Information (includes date for the two calendar years prior to reporting)

Annual Salary and Wages Reported for Graduates Employed in the Field

Calendar Year	Graduates Available for Employment	Graduates Employed in the Field	\$15,000 to \$20,000	\$20,000 to \$25,000	\$25,000 to \$30,000	\$30,000 to \$35,000	No Salary Information Reported
2020	-	-	-	-	-	-	-
2021	-	-	-	-	-	-	-

A list of sources used to substantiate salary disclosures is available from the school. To obtain this list, please ask an institutional representative for a copy of this list.

Student Initials: _____ Date: _____

Initial only after you have had sufficient time to read and understand the information.

Cost of Educational Program:

Total Charges for the program for students completing on-time in 2020: N/A Total charges may be higher for students that do not complete on-time.

Total Charges for the program for students completing on-time in 2021: N/A Total charges may be higher for students that do not complete on-time.

Student Initials: _____ Date: _____

Initial only after you have had sufficient time to read and understand the information.

Federal Student Loan Debt

Students at 1500 Sound Academy are not eligible for federal student loans. This institution does not meet the U.S. Department of Education criteria that would allow its students to participate in federal student aid programs.

Student Initials: _____ Date: _____ **Initial only after you have had sufficient time to read and understand the information.**

This fact sheet is filed with the Bureau for Private Postsecondary Education. Regardless of any information you may have relating to completion rates, placement rates, starting salaries, or license exam passage rates, this fact sheet contains the information as calculated pursuant to state law.

Any questions a student may have regarding this fact sheet that have not been satisfactorily answered by the institution may be directed to the Bureau for Private Postsecondary Education at: 1747 N. Market Blvd., Suite 225, Sacramento, CA 95834, www.bppe.ca.gov, toll-free number (888).370.7589 or by fax (916) 916.263.1897

 Student Name - Print

 Student Signature

 Date:

School Official  Date _____

Definitions

- "Number of Students Who Began the Program" means the number of students who began a program who were scheduled to complete the program within 100% of the published program length within the reporting calendar year and excludes all students who cancelled during the cancellation period.
- "Students Available for Graduation" is the number of students who began the program minus the number of students who have died, been incarcerated, or been called to active military duty.
- "Number of On-time Graduates" is the number of students who completed the program within 100% of the published program length within the reporting calendar year.
- "On-time Completion Rate" is the number of on-time graduates divided by the number of students available for graduation.
- "150% Graduates" is the number of students who completed the program within 150% of the program length (includes on-time graduates).
- "150% Completion Rate" is the number of students who completed the program in the reported calendar year within 150% of the published program length, including on-time graduates, divided by the number of students available for graduation.
- "Graduates Available for Employment" means the number of graduates minus the number of graduates unavailable for employment.
- "Graduates unavailable for employment" means the graduates who, after graduation, die, become incarcerated, are called to active military duty, are international students that leave the United States or do not have a visa allowing employment in the United States, or are continuing their education at an accredited or bureau-approved postsecondary institution.
- "Graduates Employed in the Field" means graduates who beginning within six months after a student completes the applicable educational program are gainfully employed, whose employment has been reported, and for whom the institution has documented verification of employment. For occupations for which the state requires passing an examination, the six months period begins after the announcement of the examination results for the first examination available after a student completes an applicable educational program.
- "Placement Rate Employed in the Field" is calculated by dividing the number of graduates gainfully employed in the field by the number of graduates available for employment.
- "Number of Graduates Taking Exam" is the number of graduates who took the first available exam in the reported calendar year.
- "First Available Exam Date" is the date for the first available exam after a student completed a program.
- "Passage Rate" is calculated by dividing the number of graduates who passed the exam by the number of graduates who took the reported licensing exam.
- "Number Who Passed First Available Exam" is the number of graduates who took and passed the first available licensing exam after completing the program.
- "Salary" is as reported by graduate or graduate's employer.
- "No Salary Information Reported" is the number of graduates for whom, after making reasonable attempts, the school was not able to obtain salary information.

STUDENT'S RIGHT TO CANCEL

Any student has the right to cancel this enrollment agreement and obtain a refund of charges paid through attendance at the first class session, or the seventh day after enrollment, whichever is later. Cancellation shall occur when you give written notice of cancellation to: Chief Academic Officer, 1500 Sound Academy, 8729 Aviation Blvd., Inglewood, CA 90301. If you cancel this Agreement, the school will refund any money that you paid, less any non-refundable charges and deduction for text materials not timely returned in like-new condition, within forty-five days after your Notice of Cancellation is received.

School Performance Fact Sheet
Calendar Years 2020 & 2021

ART OF MIXING

Program Length: 60 Clock Hours

On Time Completion Rates (Graduation Rates)
(Includes data for two calendar years prior to reporting)

Calendar Year	Number of Students Who Began Program	Student Available for Graduation	Number of On-Time Graduates	On-Time Completion Rate
2020	-	-	-	-
2021	-	-	-	-

Student Initials: _____ Date: _____

Initial only after you have had sufficient time to read and understand the information. “This program is new. Therefore, the number of students who graduate, the number of students who are placed, or the starting salary you can earn after finishing the educational program are unknown at this time. Information regarding general salary and placement statistics may be available from government sources or from the institution, but is not equivalent to actual performance data.”

The date the program began: 08/01/2023

Two full years of information for this program is estimated to be available by 12/01/2026

ART OF MIXING

Program Length: 60 Clock Hours

Job Placement Rates (includes date for the two calendar years prior to reporting)

Calendar Year	Number of Students Who Began Program	Number of Graduates	Graduates Available for Employment	Graduates Employed in the Field	Placement Rate % Employed in the Field
2020	-	-	-	-	-
2021	-	-	-	-	-

You may obtain a list of the employment positions determined to be within the field for which a student received education and training by contacting the school administration.

Gainfully Employed Categories (includes data for the two calendar years prior to reporting)

Part Time vs. Full Time Employment

Calendar Year	Graduates Employed in the field 20 to 29 hours per week	Graduates Employed in the field at least 30 hours per week	Total Graduates Employed in the Field
2020	-	-	-

2021	-	-	-
------	---	---	---

Single Position vs. Concurrent Aggregated Positions

Calendar Year	Graduates Employed in the field in a single position	Graduates Employed in the Field in Concurrent Aggregated Positions	Total Graduates Employed in the Field
2020	-	-	-
2021	-	-	-

Self-Employed / Freelance Positions

Calendar Year	Graduates Employed who are self employed or working freelance	Total Graduates Employed in the Field
2020	-	-
2021	-	-

Institutional Employment

Calendar Year	Graduates Employed in the field who are employed by the institution, an employer owned by the institution, or an employer who shares ownership with the institution.	Total Graduates Employed in the Field
2020	-	-
2021	-	-

Student Initials: _____ Date: _____ Initial only after you have had sufficient time to read and understand the information.

ART OF MIXING Program Length: 60 Clock Hours

License Examination Passage Rates (continually administered examinations)

This program does not require state licensure

Calendar Year	Number of Graduates in Calendar Year	Number of Graduates Taking Exam	Number Who Passed First Available Exam	Number Who Failed First Available Exam	Passage Rate
2020	NA	NA	NA	NA	NA
2021	NA	NA	NA	NA	NA

Licensure examination passage data is not available from the state agency administering the examination. We are unable to collect data from _____ graduates.

Student Initials: _____ Date: _____

Initial only after you have had sufficient time to read and understand the information.

Definitions

- "Number of Students Who Began the Program" means the number of students who began a program who were scheduled to complete the program within 100% of the published program length within the reporting calendar year and excludes all students who cancelled during the cancellation period.
- "Students Available for Graduation" is the number of students who began the program minus the number of students who have died, been incarcerated, or been called to active military duty.
- "Number of On-time Graduates" is the number of students who completed the program within 100% of the published program length within the reporting calendar year.
- "On-time Completion Rate" is the number of on-time graduates divided by the number of students available for graduation.
- "150% Graduates" is the number of students who completed the program within 150% of the program length (includes on-time graduates).
- "150% Completion Rate" is the number of students who completed the program in the reported calendar year within 150% of the published program length, including on-time graduates, divided by the number of students available for graduation.
- "Graduates Available for Employment" means the number of graduates minus the number of graduates unavailable for employment.
- "Graduates unavailable for employment" means the graduates who, after graduation, die, become incarcerated, are called to active military duty, are international students that leave the United States or do not have a visa allowing employment in the United States, or are continuing their education at an accredited or bureau-approved postsecondary institution.
- "Graduates Employed in the Field" means graduates who beginning within six months after a student completes the applicable educational program are gainfully employed, whose employment has been reported, and for whom the institution has documented verification of employment. For occupations for which the state requires passing an examination, the six months period begins after the announcement of the examination results for the first examination available after a student completes an applicable educational program.
- "Placement Rate Employed in the Field" is calculated by dividing the number of graduates gainfully employed in the field by the number of graduates available for employment.
- "Number of Graduates Taking Exam" is the number of graduates who took the first available exam in the reported calendar year.
- "First Available Exam Date" is the date for the first available exam after a student completed a program.
- "Passage Rate" is calculated by dividing the number of graduates who passed the exam by the number of graduates who took the reported licensing exam.
- "Number Who Passed First Available Exam" is the number of graduates who took and passed the first available licensing exam after completing the program.
- "Salary" is as reported by graduate or graduate's employer.
- "No Salary Information Reported" is the number of graduates for whom, after making reasonable attempts, the school was not able to obtain salary information.

STUDENT'S RIGHT TO CANCEL

Any student has the right to cancel this enrollment agreement and obtain a refund of charges paid through attendance at the first class session, or the seventh day after enrollment, whichever is later. Cancellation shall occur when you give written notice of cancellation to: Chief Academic Officer, 1500 Sound Academy, 8729 Aviation Blvd., Inglewood, CA 90301. If you cancel this Agreement, the school will refund any money that you paid, less any non-refundable charges and deduction for text materials not timely returned in like-new condition, within forty-five days after your Notice of Cancellation is received.

School Performance Fact Sheet
Calendar Years 2020 & 2021

DJ PERFORMANCE

Program Length: 60 Clock Hours

On Time Completion Rates (Graduation Rates)

(Includes data for two calendar years prior to reporting)

Calendar Year	Number of Students Who Began Program	Student Available for Graduation	Number of On-Time Graduates	On-Time Completion Rate
2020	-	-	-	-
2021	-	-	-	-

Student Initials: _____ Date: _____

Initial only after you have had sufficient time to read and understand the information. “This program is new. Therefore, the number of students who graduate, the number of students who are placed, or the starting salary you can earn after finishing the educational program are unknown at this time. Information regarding general salary and placement statistics may be available from government sources or from the institution, but is not equivalent to actual performance data.”

The date the program began: 08/01/2023

Two full years of information for this program is estimated to be available by 12/01/2026

DJ PERFORMANCE

Program Length: 60 Clock Hours

Job Placement Rates (includes data for the two calendar years prior to reporting)

Calendar Year	Number of Students Who Began Program	Number of Graduates	Graduates Available for Employment	Graduates Employed in the Field	Placement Rate % Employed in the Field
2020	-	-	-	-	-
2021	-	-	-	-	-

You may obtain a list of the employment positions determined to be within the field for which a student received education and training by contacting the school administration.

Gainfully Employed Categories (includes data for the two calendar years prior to reporting)

Part Time vs. Full Time Employment

Calendar Year	Graduates Employed in the field 20 to 29 hours per week	Graduates Employed in the field at least 30 hours per week	Total Graduates Employed in the Field
2020	-	-	-

2021	-	-	-
------	---	---	---

Single Position vs. Concurrent Aggregated Positions

Calendar Year	Graduates Employed in the field in a single position	Graduates Employed in the Field in Concurrent Aggregated Positions	Total Graduates Employed in the Field
2020	-	-	-
2021	-	-	-

Self-Employed / Freelance Positions

Calendar Year	Graduates Employed who are self employed or working freelance	Total Graduates Employed in the Field
2020	-	-
2021	-	-

Institutional Employment

Calendar Year	Graduates Employed in the field who are employed by the institution, an employer owned by the institution, or an employer who shares ownership with the institution.	Total Graduates Employed in the Field
2020	-	-
2021	-	-

Student Initials: _____ Date: _____ Initial only after you have had sufficient time to read and understand the information.

DJ PERFORMANCE

Program Length: 60 Clock Hours

License Examination Passage Rates (continually administered examinations)

This program does not require state licensure

Calendar Year	Number of Graduates in Calendar Year	Number of Graduates Taking Exam	Number Who Passed First Available Exam	Number Who Failed First Available Exam	Passage Rate
2020	NA	NA	NA	NA	NA
2021	NA	NA	NA	NA	NA

Licensure examination passage data is not available from the state agency administering the examination. We are unable to collect data from _____ graduates.

Student Initials: _____ Date: _____

Initial only after you have had sufficient time to read and understand the information.

DJ PERFORMANCE

Program Length: 60 Clock Hours

Salary and Wage Information (includes date for the two calendar years prior to reporting)

Annual Salary and Wages Reported for Graduates Employed in the Field

Calendar Year	Graduates Available for Employment	Graduates Employed in the Field	\$15,000 to \$20,000	\$20,000 to \$25,000	\$25,000 to \$30,000	\$30,000 to \$35,000	No Salary Information Reported
2020	-	-	-	-	-	-	-
2021	-	-	-	-	-	-	-

A list of sources used to substantiate salary disclosures is available from the school. To obtain this list, please ask an institutional representative for a copy of this list.

Student Initials: _____ Date: _____

Initial only after you have had sufficient time to read and understand the information.

Cost of Educational Program:

Total Charges for the program for students completing on-time in 2020: N/A Total charges may be higher for students that do not complete on-time.

Total Charges for the program for students completing on-time in 2021: N/A Total charges may be higher for students that do not complete on-time.

Student Initials: _____ Date: _____

Initial only after you have had sufficient time to read and understand the information.

Federal Student Loan Debt

Students at 1500 Sound Academy are not eligible for federal student loans. This institution does not meet the U.S. Department of Education criteria that would allow its students to participate in federal student aid programs.

Student Initials: _____ Date: _____ **Initial only after you have had sufficient time to read and understand the information.**


This fact sheet is filed with the Bureau for Private Postsecondary Education. Regardless of any information you may have relating to completion rates, placement rates, starting salaries, or license exam passage rates, this fact sheet contains the information as calculated pursuant to state law.

Any questions a student may have regarding this fact sheet that have not been satisfactorily answered by the institution may be directed to the Bureau for Private Postsecondary Education at: 1747 N. Market Blvd., Suite 225, Sacramento, CA 95834, www.bppe.ca.gov, toll-free number (888).370.7589 or by fax (916) 916.263.1897

Student Name - Print

Student Signature

Date:

School Official  _____
Date _____

Definitions

- "Number of Students Who Began the Program" means the number of students who began a program who were scheduled to complete the program within 100% of the published program length within the reporting calendar year and excludes all students who cancelled during the cancellation period.
- "Students Available for Graduation" is the number of students who began the program minus the number of students who have died, been incarcerated, or been called to active military duty.
- "Number of On-time Graduates" is the number of students who completed the program within 100% of the published program length within the reporting calendar year.
- "On-time Completion Rate" is the number of on-time graduates divided by the number of students available for graduation.
- "150% Graduates" is the number of students who completed the program within 150% of the program length (includes on-time graduates).
- "150% Completion Rate" is the number of students who completed the program in the reported calendar year within 150% of the published program length, including on-time graduates, divided by the number of students available for graduation.
- "Graduates Available for Employment" means the number of graduates minus the number of graduates unavailable for employment.
- "Graduates unavailable for employment" means the graduates who, after graduation, die, become incarcerated, are called to active military duty, are international students that leave the United States or do not have a visa allowing employment in the United States, or are continuing their education at an accredited or bureau-approved postsecondary institution.
- "Graduates Employed in the Field" means graduates who beginning within six months after a student completes the applicable educational program are gainfully employed, whose employment has been reported, and for whom the institution has documented verification of employment. For occupations for which the state requires passing an examination, the six months period begins after the announcement of the examination results for the first examination available after a student completes an applicable educational program.
- "Placement Rate Employed in the Field" is calculated by dividing the number of graduates gainfully employed in the field by the number of graduates available for employment.
- "Number of Graduates Taking Exam" is the number of graduates who took the first available exam in the reported calendar year.
- "First Available Exam Date" is the date for the first available exam after a student completed a program.
- "Passage Rate" is calculated by dividing the number of graduates who passed the exam by the number of graduates who took the reported licensing exam.
- "Number Who Passed First Available Exam" is the number of graduates who took and passed the first available licensing exam after completing the program.
- "Salary" is as reported by graduate or graduate's employer.
- "No Salary Information Reported" is the number of graduates for whom, after making reasonable attempts, the school was not able to obtain salary information.

STUDENT'S RIGHT TO CANCEL

Any student has the right to cancel this enrollment agreement and obtain a refund of charges paid through attendance at the first class session, or the seventh day after enrollment, whichever is later. Cancellation shall occur when you give written notice of cancellation to: Chief Academic Officer, 1500 Sound Academy, 8729 Aviation Blvd., Inglewood, CA 90301. If you cancel this Agreement, the school will refund any money that you paid, less any non-refundable charges and deduction for text materials not timely returned in like-new condition, within forty-five days after your Notice of Cancellation is received.

School Performance Fact Sheet
Calendar Years 2020 & 2021

MUSIC BUSINESS FOR DJs

Program Length: 60 Clock Hours

On Time Completion Rates (Graduation Rates)

(Includes data for two calendar years prior to reporting)

Calendar Year	Number of Students Who Began Program	Student Available for Graduation	Number of On-Time Graduates	On-Time Completion Rate
2020	-	-	-	-
2021	-	-	-	-

Student Initials: _____ Date: _____

Initial only after you have had sufficient time to read and understand the information. “This program is new. Therefore, the number of students who graduate, the number of students who are placed, or the starting salary you can earn after finishing the educational program are unknown at this time. Information regarding general salary and placement statistics may be available from government sources or from the institution, but is not equivalent to actual performance data.”

The date the program began: 08/01/2023

Two full years of information for this program is estimated to be available by 12/01/2026

MUSIC BUSINESS FOR DJs

Program Length: 60 Clock Hours

Job Placement Rates (includes date for the two calendar years prior to reporting)

Calendar Year	Number of Students Who Began Program	Number of Graduates	Graduates Available for Employment	Graduates Employed in the Field	Placement Rate % Employed in the Field
2020	-	-	-	-	-
2021	-	-	-	-	-

You may obtain a list of the employment positions determined to be within the field for which a student received education and training by contacting the school administration.

Gainfully Employed Categories (includes data for the two calendar years prior to reporting)

Part Time vs. Full Time Employment

Calendar Year	Graduates Employed in the field 20 to 29 hours per week	Graduates Employed in the field at least 30 hours per week	Total Graduates Employed in the Field
2020	-	-	-

2021	-	-	-
------	---	---	---

Single Position vs. Concurrent Aggregated Positions

Calendar Year	Graduates Employed in the field in a single position	Graduates Employed in the Field in Concurrent Aggregated Positions	Total Graduates Employed in the Field
2020	-	-	-
2021	-	-	-

Self-Employed / Freelance Positions

Calendar Year	Graduates Employed who are self employed or working freelance	Total Graduates Employed in the Field
2020	-	-
2021	-	-

Institutional Employment

Calendar Year	Graduates Employed in the field who are employed by the institution, an employer owned by the institution, or an employer who shares ownership with the institution.	Total Graduates Employed in the Field
2020	-	-
2021	-	-

Student Initials: _____ Date: _____ Initial only after you have had sufficient time to read and understand the information.

MUSIC BUSINESS FOR DJs

Program Length: 60 Clock Hours

License Examination Passage Rates (continually administered examinations)

This program does not require state licensure

Calendar Year	Number of Graduates in Calendar Year	Number of Graduates Taking Exam	Number Who Passed First Available Exam	Number Who Failed First Available Exam	Passage Rate
2020	NA	NA	NA	NA	NA
2021	NA	NA	NA	NA	NA

Licensure examination passage data is not available from the state agency administering the examination. We are unable to collect data from _____ graduates.

Student Initials: _____ Date: _____

Initial only after you have had sufficient time to read and understand the information.

MUSIC BUSINESS FOR DJs

Program Length: 60 Clock Hours

Salary and Wage Information (includes date for the two calendar years prior to reporting)

Annual Salary and Wages Reported for Graduates Employed in the Field

Calendar Year	Graduates Available for Employment	Graduates Employed in the Field	\$15,000 to \$20,000	\$20,000 to \$25,000	\$25,000 to \$30,000	\$30,000 to \$35,000	No Salary Information Reported
2020	-	-	-	-	-	-	-
2021	-	-	-	-	-	-	-

A list of sources used to substantiate salary disclosures is available from the school. To obtain this list, please ask an institutional representative for a copy of this list.

Student Initials: _____ Date: _____

Initial only after you have had sufficient time to read and understand the information.

Cost of Educational Program:

Total Charges for the program for students completing on-time in 2020: N/A Total charges may be higher for students that do not complete on-time.

Total Charges for the program for students completing on-time in 2021: N/A Total charges may be higher for students that do not complete on-time.

Student Initials: _____ Date: _____

Initial only after you have had sufficient time to read and understand the information.

Federal Student Loan Debt

Students at 1500 Sound Academy are not eligible for federal student loans. This institution does not meet the U.S. Department of Education criteria that would allow its students to participate in federal student aid programs.

Student Initials: _____ Date: _____ **Initial only after you have had sufficient time to read and understand the information.**


This fact sheet is filed with the Bureau for Private Postsecondary Education. Regardless of any information you may have relating to completion rates, placement rates, starting salaries, or license exam passage rates, this fact sheet contains the information as calculated pursuant to state law.

Any questions a student may have regarding this fact sheet that have not been satisfactorily answered by the institution may be directed to the Bureau for Private Postsecondary Education at: 1747 N. Market Blvd., Suite 225, Sacramento, CA 95834, www.bppe.ca.gov, toll-free number (888).370.7589 or by fax (916) 916.263.1897

Student Name - Print

Student Signature

Date:

School Official  _____ Date _____

Definitions

- "Number of Students Who Began the Program" means the number of students who began a program who were scheduled to complete the program within 100% of the published program length within the reporting calendar year and excludes all students who cancelled during the cancellation period.
- "Students Available for Graduation" is the number of students who began the program minus the number of students who have died, been incarcerated, or been called to active military duty.
- "Number of On-time Graduates" is the number of students who completed the program within 100% of the published program length within the reporting calendar year.
- "On-time Completion Rate" is the number of on-time graduates divided by the number of students available for graduation.
- "150% Graduates" is the number of students who completed the program within 150% of the program length (includes on-time graduates).
- "150% Completion Rate" is the number of students who completed the program in the reported calendar year within 150% of the published program length, including on-time graduates, divided by the number of students available for graduation.
- "Graduates Available for Employment" means the number of graduates minus the number of graduates unavailable for employment.
- "Graduates unavailable for employment" means the graduates who, after graduation, die, become incarcerated, are called to active military duty, are international students that leave the United States or do not have a visa allowing employment in the United States, or are continuing their education at an accredited or bureau-approved postsecondary institution.
- "Graduates Employed in the Field" means graduates who beginning within six months after a student completes the applicable educational program are gainfully employed, whose employment has been reported, and for whom the institution has documented verification of employment. For occupations for which the state requires passing an examination, the six months period begins after the announcement of the examination results for the first examination available after a student completes an applicable educational program.
- "Placement Rate Employed in the Field" is calculated by dividing the number of graduates gainfully employed in the field by the number of graduates available for employment.
- "Number of Graduates Taking Exam" is the number of graduates who took the first available exam in the reported calendar year.
- "First Available Exam Date" is the date for the first available exam after a student completed a program.
- "Passage Rate" is calculated by dividing the number of graduates who passed the exam by the number of graduates who took the reported licensing exam.
- "Number Who Passed First Available Exam" is the number of graduates who took and passed the first available licensing exam after completing the program.
- "Salary" is as reported by graduate or graduate's employer.
- "No Salary Information Reported" is the number of graduates for whom, after making reasonable attempts, the school was not able to obtain salary information.

STUDENT'S RIGHT TO CANCEL

Any student has the right to cancel this enrollment agreement and obtain a refund of charges paid through attendance at the first class session, or the seventh day after enrollment, whichever is later. Cancellation shall occur when you give written notice of cancellation to: Chief Academic Officer, 1500 Sound Academy, 8729 Aviation Blvd., Inglewood, CA 90301. If you cancel this Agreement, the school will refund any money that you paid, less any non-refundable charges and deduction for text materials not timely returned in like-new condition, within forty-five days after your Notice of Cancellation is received.

School Performance Fact Sheet
Calendar Years 2020 & 2021

DJ BRANDING

Program Length: 60 Clock Hours

On Time Completion Rates (Graduation Rates)

(Includes data for two calendar years prior to reporting)

Calendar Year	Number of Students Who Began Program	Student Available for Graduation	Number of On-Time Graduates	On-Time Completion Rate
2020	-	-	-	-
2021	-	-	-	-

Student Initials: _____ Date: _____

Initial only after you have had sufficient time to read and understand the information. “This program is new. Therefore, the number of students who graduate, the number of students who are placed, or the starting salary you can earn after finishing the educational program are unknown at this time. Information regarding general salary and placement statistics may be available from government sources or from the institution, but is not equivalent to actual performance data.”

The date the program began: 08/01/2023

Two full years of information for this program is estimated to be available by 12/01/2026

DJ BRANDING

Program Length: 60 Clock Hours

Job Placement Rates (includes date for the two calendar years prior to reporting)

Calendar Year	Number of Students Who Began Program	Number of Graduates	Graduates Available for Employment	Graduates Employed in the Field	Placement Rate % Employed in the Field
2020	-	-	-	-	-
2021	-	-	-	-	-

You may obtain a list of the employment positions determined to be within the field for which a student received education and training by contacting the school administration.

Gainfully Employed Categories (includes data for the two calendar years prior to reporting)

Part Time vs. Full Time Employment

Calendar Year	Graduates Employed in the field 20 to 29 hours per week	Graduates Employed in the field at least 30 hours per week	Total Graduates Employed in the Field
2020	-	-	-

2021	-	-	-
------	---	---	---

Single Position vs. Concurrent Aggregated Positions

Calendar Year	Graduates Employed in the field in a single position	Graduates Employed in the Field in Concurrent Aggregated Positions	Total Graduates Employed in the Field
2020	-	-	-
2021	-	-	-

Self-Employed / Freelance Positions

Calendar Year	Graduates Employed who are self employed or working freelance	Total Graduates Employed in the Field
2020	-	-
2021	-	-

Institutional Employment

Calendar Year	Graduates Employed in the field who are employed by the institution, an employer owned by the institution, or an employer who shares ownership with the institution.	Total Graduates Employed in the Field
2020	-	-
2021	-	-

Student Initials: _____ Date: _____ Initial only after you have had sufficient time to read and understand the information.

DJ BRANDING

Program Length: 60 Clock Hours

License Examination Passage Rates (continually administered examinations)

This program does not require state licensure

Calendar Year	Number of Graduates in Calendar Year	Number of Graduates Taking Exam	Number Who Passed First Available Exam	Number Who Failed First Available Exam	Passage Rate
2020	NA	NA	NA	NA	NA
2021	NA	NA	NA	NA	NA

Licensure examination passage data is not available from the state agency administering the examination. We are unable to collect data from _____ graduates.

Student Initials: _____ Date: _____

Initial only after you have had sufficient time to read and understand the information.

DJ BRANDING

Program Length: 60 Clock Hours

Salary and Wage Information (includes date for the two calendar years prior to reporting)

Annual Salary and Wages Reported for Graduates Employed in the Field

Calendar Year	Graduates Available for Employment	Graduates Employed in the Field	\$15,000 to \$20,000	\$20,000 to \$25,000	\$25,000 to \$30,000	\$30,000 to \$35,000	No Salary Information Reported
2020	-	-	-	-	-	-	-
2021	-	-	-	-	-	-	-

A list of sources used to substantiate salary disclosures is available from the school. To obtain this list, please ask an institutional representative for a copy of this list.

Student Initials: _____ Date: _____

Initial only after you have had sufficient time to read and understand the information.

Cost of Educational Program:

Total Charges for the program for students completing on-time in 2020: N/A Total charges may be higher for students that do not complete on-time.

Total Charges for the program for students completing on-time in 2021: N/A Total charges may be higher for students that do not complete on-time.

Student Initials: _____ Date: _____

Initial only after you have had sufficient time to read and understand the information.

Federal Student Loan Debt

Students at 1500 Sound Academy are not eligible for federal student loans. This institution does not meet the U.S. Department of Education criteria that would allow its students to participate in federal student aid programs.

Student Initials: _____ Date: _____ **Initial only after you have had sufficient time to read and understand the information.**


This fact sheet is filed with the Bureau for Private Postsecondary Education. Regardless of any information you may have relating to completion rates, placement rates, starting salaries, or license exam passage rates, this fact sheet contains the information as calculated pursuant to state law.

Any questions a student may have regarding this fact sheet that have not been satisfactorily answered by the institution may be directed to the Bureau for Private Postsecondary Education at: 1747 N. Market Blvd., Suite 225, Sacramento, CA 95834, www.bppe.ca.gov, toll-free number (888).370.7589 or by fax (916) 916.263.1897

 Student Name - Print

 Student Signature

Date: _____

School Official  Date _____

Definitions

- "Number of Students Who Began the Program" means the number of students who began a program who were scheduled to complete the program within 100% of the published program length within the reporting calendar year and excludes all students who cancelled during the cancellation period.
- "Students Available for Graduation" is the number of students who began the program minus the number of students who have died, been incarcerated, or been called to active military duty.
- "Number of On-time Graduates" is the number of students who completed the program within 100% of the published program length within the reporting calendar year.
- "On-time Completion Rate" is the number of on-time graduates divided by the number of students available for graduation.
- "150% Graduates" is the number of students who completed the program within 150% of the program length (includes on-time graduates).
- "150% Completion Rate" is the number of students who completed the program in the reported calendar year within 150% of the published program length, including on-time graduates, divided by the number of students available for graduation.
- "Graduates Available for Employment" means the number of graduates minus the number of graduates unavailable for employment.
- "Graduates unavailable for employment" means the graduates who, after graduation, die, become incarcerated, are called to active military duty, are international students that leave the United States or do not have a visa allowing employment in the United States, or are continuing their education at an accredited or bureau-approved postsecondary institution.
- "Graduates Employed in the Field" means graduates who beginning within six months after a student completes the applicable educational program are gainfully employed, whose employment has been reported, and for whom the institution has documented verification of employment. For occupations for which the state requires passing an examination, the six months period begins after the announcement of the examination results for the first examination available after a student completes an applicable educational program.
- "Placement Rate Employed in the Field" is calculated by dividing the number of graduates gainfully employed in the field by the number of graduates available for employment.
- "Number of Graduates Taking Exam" is the number of graduates who took the first available exam in the reported calendar year.
- "First Available Exam Date" is the date for the first available exam after a student completed a program.
- "Passage Rate" is calculated by dividing the number of graduates who passed the exam by the number of graduates who took the reported licensing exam.
- "Number Who Passed First Available Exam" is the number of graduates who took and passed the first available licensing exam after completing the program.
- "Salary" is as reported by graduate or graduate's employer.
- "No Salary Information Reported" is the number of graduates for whom, after making reasonable attempts, the school was not able to obtain salary information.

STUDENT'S RIGHT TO CANCEL

Any student has the right to cancel this enrollment agreement and obtain a refund of charges paid through attendance at the first class session, or the seventh day after enrollment, whichever is later. Cancellation shall occur when you give written notice of cancellation to: Chief Academic Officer, 1500 Sound Academy, 8729 Aviation Blvd., Inglewood, CA 90301. If you cancel this Agreement, the school will refund any money that you paid, less any non-refundable charges and deduction for text materials not timely returned in like-new condition, within forty-five days after your Notice of Cancellation is received.