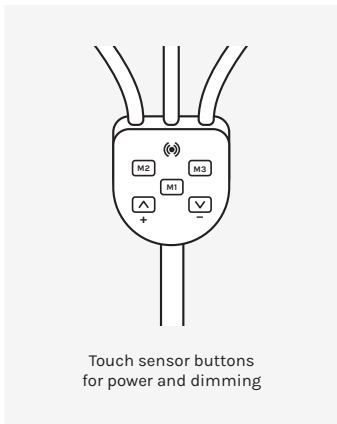
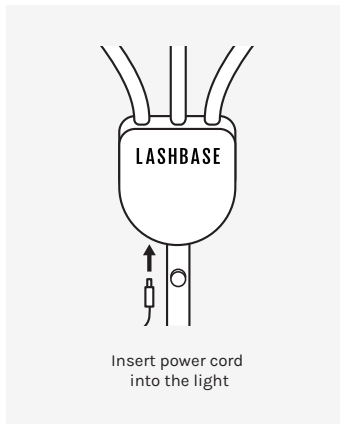
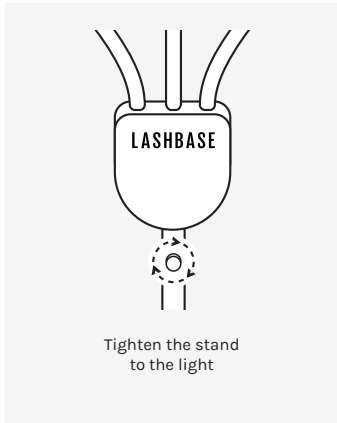
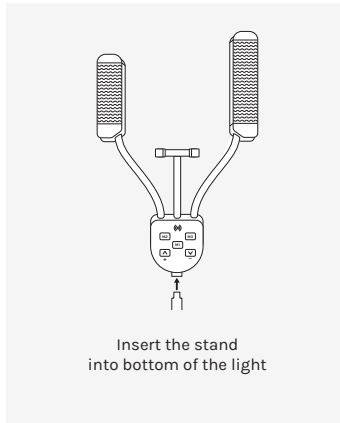


The LashBase Pro Light features a 6 stage, touch-sensitive button control to adjust the brightness of your lighting, creating the effect you wish for when you are lashing or taking a photo of your client. The stand also features a phone holder on a 45cm adjustable arm.

Light Settings: M1 Neutral, M2 White, M3 Warm



Thank you for purchasing this product, which has been made to demanding high quality standards and is guaranteed for domestic use against manufacturing faults for a period of 12 months from the date of purchase.

This guarantee does not affect your statutory rights. If your product fails due to a defect in material or workmanship during this period, please return it to LashBase. Normal wear and tear is not covered under the guarantee. Any guarantee is invalid if the product has been misused, subject to neglect or an attempted repair other than by our own service centre.

Please do not return this product without first contacting our Customer Services on email: hello@lashbase.co.uk

LASHBASE PRO LIGHT - INSTRUCTIONAL MANUAL

WARNING

Keep packaging away from children - risk of suffocation.

Keep the lamp away from children.

For indoor use only.

Place the lamp at least 20cm away from flammable materials.

Always place the lamp on an even and stable surface to prevent it tipping over.

Electricity

Risk of electric shock - keep lamp away from liquids and humidity.

Ensure that the device is not able to fall in liquid.

Connect the lamp only to outlets corresponding with the technical data of the lamp.

Check the lamp for damage before each use.

Do not take the lamp apart.

Before cleaning or if the lamp is going to be unused for a long period, unplug the lamp from the mains power supply.

Do not use the lamp if it is damaged or if the connection cables shows any kind of visible damage .

Do not cover the lamp.

Care/Maintenance

Lights have a life expectancy of 20,000 hours.

Do not attempt to change the bulbs.

If necessary, dust off the lamp with a dry cloth.

Technical Information

Model: LashBase Pro Light

Voltage: Input 100-240AC 50/60Hz Output 12v 2A

Bulb: 192 LED Bulbs

Protection Class: 1

Weight: 1.9kg

Remote control: Takes 1x CR2025 battery (not included)

LASHBASE