

BUYING GUIDE

BUYING GUIDE REFRIGERATORS

FIND THE RIGHT REFRIGERATOR
FOR YOUR RECREATIONAL VEHICLE OR BOAT

Mobile living made easy.

 **DOMETIC**

CONTENTS

CRITERIA TO CONSIDER WHEN SELECTING THE “RIGHT” REFRIGERATOR

4
Which mobile cooling technologies are available?

6
What are the pros and cons of absorption
and compressor coolers?

8
What type of fridge are you looking for?
Built-in, free-standing, drawer or tailor-made?

9
Refrigerator or coolbox?

11
Frequently asked question about energy supply

15
What are the benefits of a winter cover?


16
Refrigerators for RVs, boats and campervans

30
Individual cooling solutions

32
Choosing the right evaporator

34
Old for new – simply swap

36
Refrigerator range

A close-up photograph of a man and a woman smiling joyfully. The man in the foreground is wearing a woven straw hat and a patterned shirt. The woman in the background has blonde hair and is wearing a colorful top. They appear to be in a caravan or motorhome, with a window visible behind them.

Campers and caravaners all over the world share the love for freedom and independence. Which is why most of them travel with ample stocks of food and drinks – well chilled of course for the best enjoyment. But what is the best way to keep travel provisions fresh and tasty? Dometic offers the widest choice of refrigerators for mobile use: silent absorption fridges and powerful compressor appliances with deep-freeze compartment, free-standing or nicely integrated in the kitchenette, many decors and designs, sizes and price categories, simple solutions and premium models as well equipped as your fridge at home.

SPOILT FOR CHOICE? HELP IS AT HAND...

This buying guide helps you find the best cooling appliance for your individual requirements.
For the complete range check our website

dometic.com

THINGS TO CONSIDER BEFORE YOU BUY

There is no such thing as an all-in-one fridge suitable for every situation. Every cooling technology, as everything in life, has its benefits and restrictions. There are several factors to be taken into account. Your buying decision will not only depend on the type and size of your vehicle, but also on your favourite travel destinations and the number of mouths to feed.

Before you buy, it can be worthwhile to take a closer look at how refrigeration works and which technologies are available.



**FOR MAINS OPERATION
(230 VOLTS OR 100 – 240 VOLTS AC)**



FOR OPERATION ON 12 OR 24 VOLTS DC



POWERED BY GAS



SUITABLE FOR SOLAR OPERATION



ABSOLUTELY SILENT

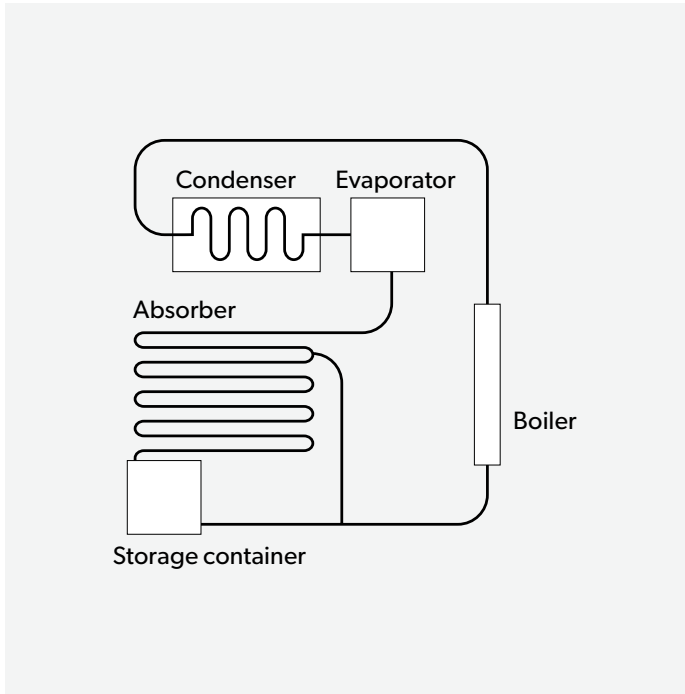


HOW REFRIGERATION WORKS

Most refrigerators are based on the physical principle that a substance when changing from liquid to gaseous state (evaporation) extracts heat from its surroundings (in our case the refrigerator cabinet). The same phenomenon is responsible for cooling our body when we sweat: the sweat evaporates on our skin and takes the heat away.

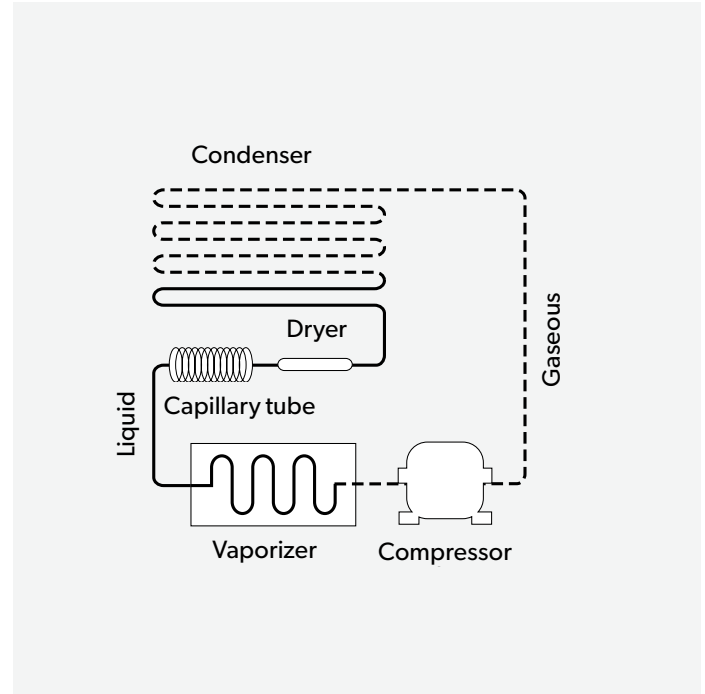
Depending on the cooling technology, the transition from liquid to gas is initiated in different ways. Absorption refrigerators are using a heat source (gas or electricity) to generate cold. Compressor refrigerators are using a pump driven by an electric motor to move a refrigerant through the cooling circuit.

COOLING WITH HEAT HOW ABSORPTION REFRIGERATION WORKS



A concentrated ammonia solution is heated in a boiler and expelled as vapour. The pressurised ammonia gas is then liquefied in a condenser. Supplied with hydrogen, it evaporates and extracts heat from the storage container. The ammonia gas then enters the absorber where it is reabsorbed in a weak solution of ammonia. Finally, the saturated solution flows back to the boiler where the whole cycle starts again.

COOLING WITH AN ELECTRIC PUMP HOW COMPRESSOR COOLING WORKS



Compressor units operate using a refrigerant that changes from liquid to gaseous state in the vaporizer. The evaporation extracts heat from the refrigerator cabinet – the temperature drops. The compressor draws in the refrigerant, compresses it and passes it on to the condenser. Here, the absorbed heat is released to the atmosphere. The refrigerant liquefies again and flows to the vaporizer, where the cycle repeats.

ABSORPTION OR COMPRESSOR FRIDGE

WHICH COOLING TECHNOLOGY WORKS BEST FOR YOU?

Let's take a closer look at the individual systems, their features, benefits and restrictions. This will then automatically point you to "your" cooling technology and to "your" refrigerator.

ABSORPTION REFRIGERATORS

NOISELESS COOLING WITH THREE ENERGY SOURCES

Absorption refrigerators are completely silent, so they can even be placed near a bed without disturbing anyone's sleep or rest. Moreover, they give you maximum independence in terms of energy supply. They run on mains or battery power, and – practical for camping friends – on LPG (liquefied petroleum gas) as well. Dometic's AES models with Automatic Energy Selection can also be operated on a solar panel.

Other plus factors are the almost proverbial reliability and the long service life, with virtually no maintenance required (except for the burner). And, not forgetting, the well organized interior – with plenty of convenience features that can well compare with those of your fridge at home.



12 V



230 V



LPG



SILENT

+ PROS

- Noiseless cooling – can be placed near a bed
- Cooling with 3 energy sources: gas, 12/24 V DC battery power, 230 V DC mains power*
- Wear-resistant and maintenance-free
- High reliability and long service life

+ CONS

- Higher energy consumption than compressor fridges
- Not suitable for use in extreme ambient temperatures above + 32 °C (deserts, tropics**) – **except for the new 10 series, see page 18**
- Gas operation not allowed on ferries or boats
- Do not work efficiently on a tilt > 5 – 6°

* AES refrigerators are also suitable for solar operation

** Tip: The performance of absorption refrigerators can be enhanced by using a ventilator.

COMPRESSOR REFRIGERATORS

AMAZING POWER – FIRST CHOICE FOR SUN WORSHIPPERS

Compressor refrigerators keep cool in every situation – even in tropical temperatures above +40 °C and in inclined positions (e.g. on sloped roads or boats). They operate regardless of the outside temperature and provide the most powerful cooling performance for all mobile applications while consuming very little energy. Dometic compressor refrigerators run on all DC grids (12 or 24 V DC) and – with the matching adapter (s. p. 54) – on AC mains power as well. Moreover, they are suitable for deep-freezing up to –18 °C, so BBQ meat, ice cream and fish will always stay in prime condition. Sun worshippers will also appreciate the fact that compressor refrigerators are tailor-made for solar operation.



12/24 V



100 – 240 V
(CRX 140)

+ PROS

- Excellent cooling performance even at extreme ambient temperatures
- Refrigeration and deep-freezing up to –18°C
- Operation on 12 / 24 V DC (100 – 240 V AC)
- Minimal power consumption
- Impeccable operation in tilted position (slopes, boats, etc.)
- Autarkic operation with a solar panel

+ CONS

- Impaired self sufficient energy – gas operation impossible
- Quiet but not silent (compressor hum)



TIP

FIT FOR THE TROPICS

Do you like travelling in desert or tropical regions? Dometic compressor refrigerators guarantee reliable deep-freezing even at ambient temperatures above +40 °C.

WHAT ARE YOU LOOKING FOR?

A free-standing refrigerator for your awning tent or one that will nicely integrate into your kitchenette? A space-saving solution for your campervan or boat? Or an extra-large fridge with a spacious freezer compartment to keep family and friends happy throughout the journey?



FREE-STANDING FRIGDES

- Can be placed wherever you want – awning, tent, even next to a bed
- Noiseless absorption cooling
- Three energy sources for maximum flexibility and independence

See page 27



BUILT-IN FRIGDES

- Wide choice of absorption and compressor refrigerators for motorhomes and caravans
- Powerful compressor refrigerators for yachts and boats
- Space-saving top-loaders for confined spaces

See pages 16 – 26



PULL-OUT FRIGDES

- Convenient slide-out access to your provisions
- Two models with removable freezer compartment
- Compact drawer fridges turning unused storage space into a cooling compartment

See page 28



COOLING UNITS

- Smart solutions for creating individual cooling space
- Wide choice of components (cooling units, condensers, evaporators)
- Ideal for DIY installation

See pages 30 – 33



REFRIGERATOR OR COOLBOX?

Refrigerators give you homelike convenience: everything is well organised for easy access. The drawback is that the cold air “falls out” every time the door is opened, because it is heavier than the ambient air. In case of frequent door openings (e.g. when travelling with children) your refrigerator will consume a lot of energy to maintain the preset temperature.

Coolboxes, by contrast, are opened from the top, like a chest freezer. That means that the cold stays inside when you open the lid.

Our tip: Combine the best of both worlds – a fridge for convenient access and a box for beverage bottles or other goodies you want to have within easy reach during the journey.



Looking for the right cooling box?
Get the Dometic buying guide for cooling boxes.



A JOURNEY WITHOUT END

AKELA WORLD

Say hello to Leander, Maria and their son, Lennox. These three intrepid travelers are currently en route from the Alps in Austria – where they come from – to the Southern Alps of New Zealand. The journey is some 30,000 kilometers in length and takes them across three continents, four climate zones and eleven time zones. Once they reach their goal, they will have spent some two and a half years on the road. To accompany them – while providing shelter, protection and transportation – is their lead wolf, Akela. Inspired by the Jungle Book, Akela is the name the family chose for their trusty old truck.

What product makes life easier for them when they are away from home? “Pretty difficult question, because we are always at home – in our truck. And we have everything with us what we need,” says Maria. When asked about their favorite dish on the go, everyone in the family agrees: Wurstnudeln and Palatschinken! (Means noodles with ham and eggs and pancakes, Austrian style. For storing milk, eggs and other perishable food they have a CRX 110 compressor fridge.)



akela.world.com





LPG



12 V



230 V

FREQUENTLY ASKED QUESTIONS ABOUT ENERGY SUPPLY

WHICH ENERGY SOURCE WILL MY AES SYSTEM SELECT WHEN I DO NOT INTERFERE?

The Automatic Energy Selector system will prefer mains power whenever available. The next priority is gas. The reason behind is to protect the gas resources on board for the longest possible energy autarky. 12-volt operation will only be selected during the journey when the engine is running and the battery can be recharged via the alternator. All AES models give you the option to select the energy source manually. You can also use sun energy for cooling if you want.

WHAT DO I HAVE TO DO WHEN THE GAS FLAME GOES OUT?

All MES and AES refrigerator models feature an electronic re-igniter – so the flame will be ignited again automatically. No need for action – unless, of course, your gas bottle is empty! You can easily check the fill level with the Dometic gas checker.



HOW LONG WILL MY LPG BOTTLE LAST WHEN MY FRIDGE IS COOLING WITH GAS?

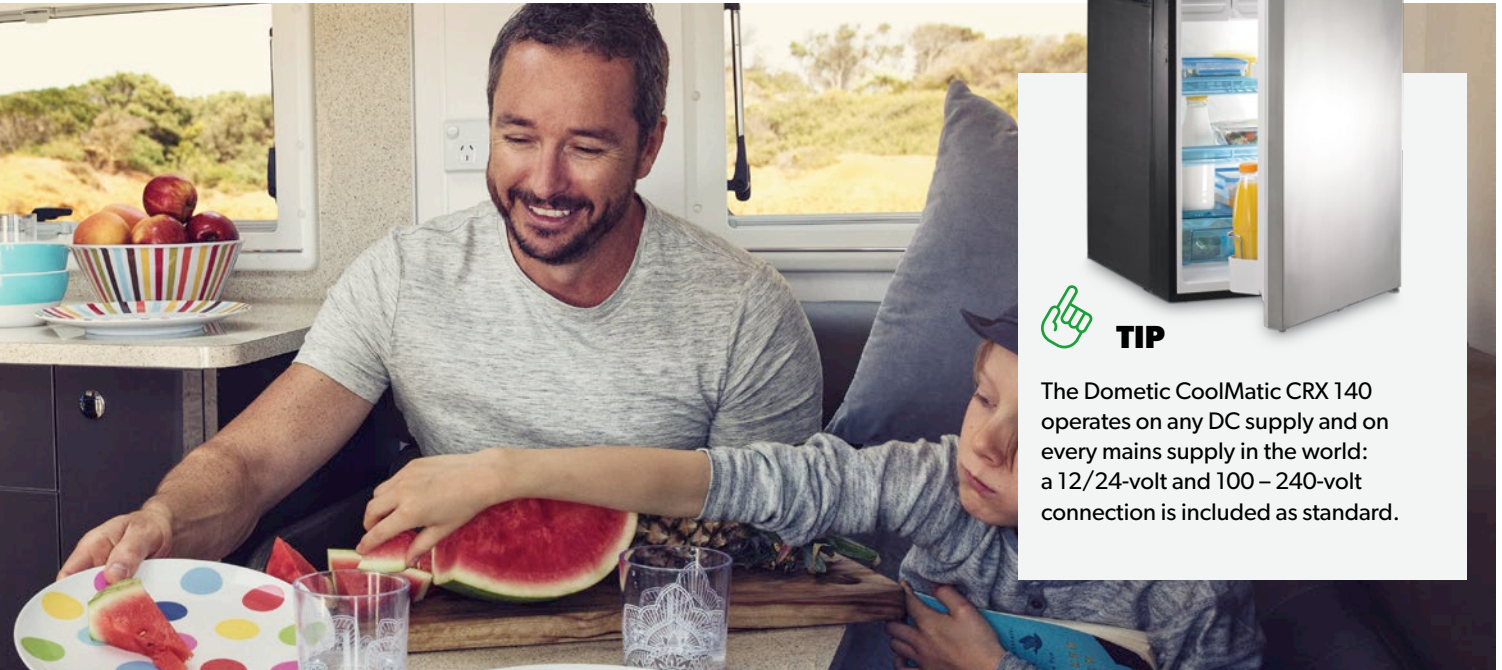
A medium-sized absorption refrigerator will on average consume about 250 grams of gas per 24 hours (a larger one would require, say, 380 g). A 100-liter model with a 10-liter freezer makes do with about 3 kg of gas for a whole holiday week. If you set off with two full 11 kg gas bottles, you'll have enough gas for cooking and cooling for the complete journey.

WHAT CAN I DO IF GAS OPERATION IS NOT ALLOWED – E.G. ON A FERRYBOAT?

Operating your absorption refrigerator with 12-volt battery power is only possible on very short passages. Otherwise you risk that the battery guard cuts off the energy supply and your ice cream melts away.

Here are four alternatives:

- 1** Buy perishable food at your holiday destination.
- 2** Ask the ferry operator if there is a mains hook-up and make a reservation.
- 3** Opt for a compressor refrigerator.
- 4** Store perishable food in a compressor box.



TIP

The Dometic CoolMatic CRX 140 operates on any DC supply and on every mains supply in the world: a 12/24-volt and 100 – 240-volt connection is included as standard.

CAN I RUN MY REFRIGERATOR ON SOLAR ENERGY?

Yes, you can. All compressor refrigerators from Dometic are suitable for use with a solar panel. The eco-friendly option is also available on all Dometic absorption fridges with automatic energy selection (AES).

CAN I USE MY COMPRESSOR REFRIGERATOR ON THE POWER SOCKET AT HOME?

Most Dometic compressor refrigerators are supplied with a 12/24-volt connection. That means they can be operated on both DC circuits, but not on an AC system. For connection to a power socket you will require a mains adapter (s. p. 54).

The following Dometic adapters are available:

- EPS 100 for connection to 230 V AC
- MPS 35 / MPS 50 / MPS 80 for connection to 110 – 240 V AC

HOW CAN I SELECT THE ENERGY SOURCE FOR MY ABSORPTION REFRIGERATOR?

It depends on the model you have. Some Dometic absorption refrigerators give you the possibility to select the energy source manually, others do this job automatically for you.

Latest generation 10-series Dometic absorption refrigerators come standard with an Automatic Energy Selector, so they will automatically select the most efficient energy source. There's no need for you to interfere manually, but you can if you wish to.



AES SYSTEM **(Automatic Energy Selector)**

- Automatically selects the most efficient power source
- Lower gas consumption because there is no standby mode
- Manual selection of the power source possible
- Thermostatic regulation for all energy types
- Features S+ input for 12-volt solar power operation
- Standard on all 10-series models



MES SYSTEM **(Manual Energy Selector)**

- Manual selection of the power source
- Lower gas consumption because there is no standby mode
- Electronic re-ignition if the flame goes out
- Thermostatic regulation for all energy types



BATTERY IGNITION SYSTEM

- Gas ignition by battery igniter
- Automatically cuts off the gas supply if the flame goes out
- Thermostatic regulation in gas and 230-volt mode
- With gas galvanometer for convenient checking in gas mode

CAMPING IN THE COLD SEASON

WHAT ARE THE BENEFITS OF A WINTER COVER?

A winter cover protects the cooling unit of your refrigerator in cold weather to maintain its cooling performance. It also prevents frosty air from flowing into the vehicle.

Dometic offers tailor-made winter covers for both single and double door absorption fridges. They have the same size as our ventilation grills. Simply attach them at the start of the winter camping season.



ENERGY-SAVING TIPS

How to get the best performance out of your fridge

- Pre-cool your provisions on the domestic mains or in the household refrigerator
- Prevent frequent door openings
- Ensure proper ventilation (e.g. by installing a fan on the rear of your absorption fridge.)



BUILT-IN REFRIGERATORS

Are you in the market for a built-in refrigerator – one that nicely integrates into the kitchenette of your motorhome, campervan or boat? Choose from the most comprehensive range currently available that includes countless models, sizes and configurations.

The following pages give you an overview of the available model series and their outstanding features. If you are planning to replace an existing fridge with a new one that looks cooler, is better equipped and consumes less energy, check the “swap table” on page 35.



CARAVANS AND MOTORHOMES

Noiseless absorption refrigerators with three energy sources or powerful compressor fridges



YACHTS AND BOATS

High-performance compressor refrigerators – reliable in all weathers, and even in tropical waters



CAMPERVANS

Slim-size fridges – well equipped as their larger counterparts



FOR CARAVANS AND MOTORHOMES

Silent absorption cooling with three energy sources or powerful, highly efficient compressor technology – the choice is yours.

- **NEW Dometic 10 series** – the future of mobile living
- **Dometic 8 series** – amazing choice
- **Dometic 5 series** – compact classics
- **Dometic CoolMatic CRX series** – 3-in-1 compressor refrigerators for cooling, deep-freezing or both

FOR YACHTS AND BOATS

Compressor refrigerators are the perfect choice for use on boats for at least three reasons:



1. They give you the most energy efficient way to keep your provisions cool, making the best possible use of precious battery or shore power.
2. They work impeccably in tilted position (e.g. when are sailing at large heel angles)
3. They require little ventilation. Their cooling units can be cooled with either air or seawater.

- **Dometic CoolMatic CRX series** – 3-in-1 refrigerators for cooling, deep-freezing or both
- **Dometic CoolMatic HDC** – compressor cooling jumbo size – ideal for large yachts and boats

FOR CAMPERVANS

Looking for a fully-fledged refrigerator for the kitchenette of your campervan? Here you are:



- **NEW Dometic RC 10.4:** First 10-series compressor fridge for campervans – as well equipped inside as its larger counterparts! Now with double-hinged door.
- **Dometic CoolMatic CRX series** – 3-in-1 refrigerators for cooling, deep-freezing or both
- **Dometic RMV 5305:** 5-series campervan fridge with 8-series features

DOMETIC 10-SERIES

WELCOME TO THE FUTURE OF MOBILE LIVING

Our new 10-series absorption refrigerators have arrived to change the way food and drinks are kept fresh in motorhomes and caravans. A pleasure to look at and to use, they come with many new features for enhanced comfort and convenience: double-hinged doors opening left or right, elegant aluminum handles across the entire height, new controls, new crisper, new cooling unit for best-in-class cooling performance – to name but a few.

Award winning design

Dometic's new 10-series absorption refrigerators were granted the coveted "European Innovation Award" in the category vehicle accessories already prior to the official market launch, at the CMT trade show in January 2018.



NEW

DOMETIC RML 10.4T

Slime-line absorption refrigerator, 133 l

DOMETIC RMD 10.5T / RMD 10.5XT

Absorption refrigerator, 153 l or 177 l



VG-FRESH CRISPER

With adjustable partitions, adjustable humidity and a lid that serves as an extra storage shelf



VERSATILE INTERIOR

Smart storage solutions for everything – even for wine bottles



LED / TFT CONTROL PANEL

Intuitive control of cooling temperature, energy source and comfort features.



LED LIGHT BAR

For uniform, energy-saving illumination of the refrigerator compartment



FULL-HEIGHT ALUMINIUM DOOR HANDLES

Fitted on either side for convenient opening to the left or right as required



PRACTICAL ACCESSORIES

Stackable containers, ice cube tray, egg shelf



UNIQUE PATENTED SOLUTION DOUBLE-HINGED DOOR

10-series absorption refrigerators give you a unique benefit: the double-hinged door. Thanks to this patented solution, they can be opened to the left or right as required, without the need to change the hinge. Simply use one of the two convenient aluminum handles, which extend over the full height of the fridge. A two-point locking system keeps the door firmly in place in all situations.

DOMETIC 8-SERIES

AMAZING CHOICE

You'd like an 8-series fridge, single door, medium capacity, with or without wheel arch cut-out, for your recreational vehicle? You've come to the right place: check the width your fridge needs to be

and choose your preferred ignition system. This will lead you directly to "your" 8-series model, which will treat you to all the convenient features of this high-quality model series.



12 V



230 V



GAS



SILENT



DOMETIC RM

Absorption refrigerators –
single-door models

AUTOMATIC ENERGY SELECTION

Solar power, battery power, mains power or
gas



PATENTED SOLUTION

Large, easy-to-remove freezer compartment



DOMETIC 5-SERIES

COMPACT CLASSICS

Dometic 5-series refrigerators have been perfectly tailored to the amount of space available in recreational vehicles while featuring a remarkably spacious interior. They are available in sizes ranging from 60 to 80 litres – and there is also a wheel-arch model.

The “compact classics” come in an appealing contemporary look with a user-friendly control panel. Other technical hallmarks of this series include LED interior light, a battery-powered ignition system and thermostatic regulation for 230 volts and gas.



12 V



230 V



GAS



SILENT



DOMETIC RM 5310

Absorption refrigerator, 60 l,
battery ignition



WHEEL-
ARCH MODEL
AVAILABLE

DOMETIC RM 5380 / 5330

Absorption refrigerator, 80 l, battery ignition,
5330 wheel-arch model, 70 l

SECURE DOOR LOCKING WITH VENT OPTION



FREEZER COMPARTMENT



DOMETIC RMV 5305

COMPACT ABSORPTION FRIDGE CUSTOM-FIT FOR PANEL VANS

Will a fully-fledged absorption fridge fit into your camper? Of course, it will.

Take the RMV 5305 for instance. Compact outside dimensions make this well equipped 73-litre absorption refrigerator a perfect fit for panel vans. It can be installed high up in a narrow furniture, leaving enough space for large wardrobe underneath.



12/24 V

DOMETIC RMV 5305

Absorption refrigerator, 73 l,
reversible hinged, AES



TIP

RMV 5305 5-SERIES FRIDGE, 8-SERIES COMFORT

Custom-fit for panel vans: The RMV 5305 can be installed high up in a narrow furniture, leaving enough space for a large wardrobe underneath. It offers 73 litres capacity for fresh and frozen food. Plus many 8-series goodies: patented removable freezer compartment, Automatic Energy Selector (AES), touch control panel.



NEW! DOMETIC 10-SERIES RC

COMPRESSOR POWER FOR CAMPERVANS

What matters to you when you are setting out in your campervan? Being free and autonomous every day? Always able to change course spontaneously? Discover unknown territory? Go ahead – the compressor refrigerators in the Dometic 10 series give you all the independence you want. Despite their compact outer dimensions, they have impressive cooling power, and even a freezer compartment. That means you will be well supplied with everything at all times – even if you cannot buy fresh food every day, and no matter where your adventure takes you.



12/24 V



TIP

COOLMATIC CRX 65 3-IN-1 REFRIGERATOR

This versatile compressor refrigerator gives you all the freedom you need. You can use it as a classic fridge/freezer combo – or remove the freezer compartment and use the complete cooling space for refrigerated or frozen goods.

**Read more about this on
p. 24 – 25.**



DOMETIC RC 10.4

Compressor refrigerator, 90 l,
12/24 V DC



**NEW
WITH DOUBLE-
HINGED DOOR**

DOMETIC RC 10.4

Compressor refrigerator, 70 l,
12/24 V DC

DOMETIC CRX / CRX S

THE 3-IN-1 REFRIGERATORS



Fridge, freezer or a combination of both: the compressor refrigerators in the CoolMatic CRX series swiftly adapt to your needs. You can easily pull out the freezer compartment to make room for a larger fridge or freezer. The desired temperature is set on the soft touch control panel which is mounted flush in the inner wall and elegantly integrates the LED light. There's smart electronics behind it: the system regulates the compressor speed therefore achieving energy savings of up to 25%.



12/24 V



100 – 240 V
(CRX 140)

**FLEXIBLE USE OF THE COOLING SPACE,
THANKS TO THE REMOVABLE FREEZER
COMPARTMENT***



Soft touch control panel



Spacious vegetable compartment over the entire refrigerator width.



Installation with standard or flush-mount frame

- Choice of five models: from 45 to 130 litres in capacity and with standard or redesigned stainless steel door
- 3-in-1 versatile interior solution. Either full cabinet cooling, freezing or combination (CRX 50, CRX 65 and CRX 80)
- Variable speed compressor with three performance levels for efficient, low-noise operation
- Fan speed automatically adjusts to the ambient temperature: full speed at high temperatures, low speed and superbly silent running when temperatures are low
- Perfect temperature control due to new designed soft touch control panel
- Door lock with dual function (locking / ventilation)
- Standard or flush-mount installation frame available as accessory

STAINLESS STEEL ...



... OR STAINLESS LOOK FRONT PANEL



DOMETIC COOLMATIC CRX S

Compressor refrigerator, 12 / 24 V DC, stainless steel panel 45 to 130 l

DOMETIC COOLMATIC CRX

Compressor refrigerator, 12 / 24 V DC, stainless steel look front panel 45 to 130 l

DOMETIC COOLMATIC HDC

COMPRESSOR POWER



DOMETIC COOLMATIC HDC 275
Compressor refrigerator, 277 l



DOMETIC COOLMATIC HDC 195
Compressor refrigerator, 173 l

Compressor fridges “jumbo size”

Fridges don't come much bigger than this! With a storage volume of 173 or 277 litres, including a spacious freezer, the refrigerators in the CoolMatic HDC series are ideal for big boats, big crews and big cruises.

LIGHT THE WAY

The fridge's light helps you to find what you're looking for.



SAFETY GLASS

Including safety glass as additional quality feature



12/24 V

DOMETIC COMBICOOL RF / RGE

FREE-STANDING REFRIGERATORS

Free-standing refrigerators have the advantage that you can use them wherever you want – e.g. in your awning tent, holiday home or log cabin. Our absorption refrigerators can even be placed near a bed, because they are completely silent. You can choose from three models:

RGE 2100: This 96-litre fridge can be powered using gas or the mains. It offers the added comforts of a removable freezer compartment and partitioned storage for fruit and vegetables.

CombiCool RF 60 / RF 62: Two well-proven models ready to follow you to every corner on Earth with their 3-way energy supply (12 V DC / 230 V AC / gas). RF 62 with spacious freezer compartment; RF 60 without freezer compartment.



SILENT



230 V



12 V



GAS



DOMETIC RGE 2100

Free-standing absorption refrigerator, 96 l
Gas / 230 V AC



DOMETIC COMBICOOL RF 62

Free-standing absorption refrigerator,
56 l, Gas / 12 V DC / 230 V AC



DOMETIC COMBICOOL RF 60

Free-standing absorption refrigerator,
61 l, Gas / 12 V DC / 230 V AC

DOMETIC COOLMATIC CRD / CRX D / CD

PULL-OUT FRIDGES

Fancy seeing your provisions smoothly sliding out towards you? CoolMatic CRD and CRX pull-out fridges have a convenient way of letting you keep track of what you have. Bottles are firmly secured with a bracket. And the removable freezer compartment makes room for more refrigeration if required.

Our tip:

Where space is limited, check our CoolMatic CD 20 / CD 30 built-in drawer fridges. The 20- or 30-litre models easily fit into existing storage compartments. On boats, they are ideal for the flybridge. They pull out easily, can be locked securely and are supplied complete with tailor-made installation frames.



12/24 V



DOMETIC COOLMATIC
CRD 50 / CRD 50S

Pull out fridge and freezer,
12 / 24 volts DC, 38,5 l

DOMETIC COOLMATIC
CRX 65D / CRX 65DS

Pull out fridge and freezer,
12 / 24 volts DC, 57 l

DOMETIC COOLMATIC
CD 20 / 30

Compressor drawer fridge,
20 l or 30 l



**AVAILABLE WITH A BLACK, WHITE
OR STAINLESS STEEL FRONT PANEL**

DOMETIC COOLMATIC CB

SPACE-SAVING TOP LOADERS

How to solve the lack of space for a fridge in a small motorhome, campervan or boat? Check out for our two top loading fridges, Dometic CoolMatic CB 40 and CB 30. Where height and width are limited, they use the depth of the cupboard instead. In confined spaces, the cooling unit can be detached and fitted separately.



12/24 V

DOMETIC COOLMATIC CB 40

Built-in compressor cooler,
40 l, 12 / 24 volts DC

DOMETIC COOLMATIC CB 36

Built-in compressor cooler,
36 l, 12 / 24 volts DC



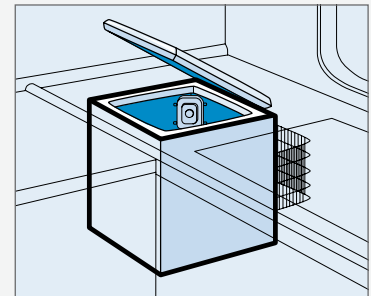
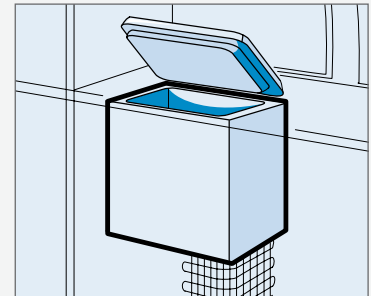
INSTALLATION TIPS

Space to spare down below?

That makes the CB 40 with the cooling unit attached to the base the ideal solution.

Plenty of space lengthwise?

Take the CB 36 with the cooling unit attached to the side.






HOW TO CREATE INDIVIDUAL COOLING SPACE

Where standard refrigerators don't fit, tailor-made fridge space must be provided – an easy task with our ColdMachine cooling units. Supplied with pre-charged refrigerant and self-sealing valve couplings, they are ideal for do-it-yourself installation.

ColdMachine cooling units work with power-regulated compressors. They are powerful, economical and superbly quiet in operation, insensitive to tilts and ready for connection to 12/24 volts DC. Three different series are available to cover all applications.

COOLING UNITS FOR EVERY DEMAND AND BUDGET

| SMALL REFRIGERATOR CAPACITIES AND COOL WATERS | MEDIUM REFRIGERATOR CAPACITIES AND WARMER WATERS | EXTRA-LARGE REFRIGERATOR CAPACITIES, DEEP-FREEZE COOLING, TROPICAL WATERS |
|---|--|--|
|  |  |  |
| DOMETIC COLDMACHINE SERIES 50 | DOMETIC COLDMACHINE SERIES 80 | DOMETIC COLDMACHINE SERIES 90 |
| <p>Affordable entry-level units</p> <p>2 air-cooled units of different body shapes</p> | <p>Value for money</p> <p>3 air-cooled units of different body shapes</p> | <p>For highest demands</p> <p>3 air-cooled units of different body shapes</p> |
| <p>3 evaporator types to match</p> | <p>7 evaporator types + 1 cold accumulator to match</p> | <p>3 evaporator types + 1 cold accumulator to match</p> |
| <p>Designed for refrigerator capacities up to 130 litres</p> | <p>Designed for refrigerator capacities up to 250 litres</p> | <p>Designed for refrigerator capacities up to 400 litres, or freezer compartments up to 200 litres</p> |



CHOOSING THE RIGHT COOLING UNIT AND MOUNTING LOCATION

Condenser: Air or water cooling?

Air-cooled units are easier to install than water-cooled units and they are just as efficient in most cases, because the air temperature at the ship's hull below the water line is barely higher than the water temperature.

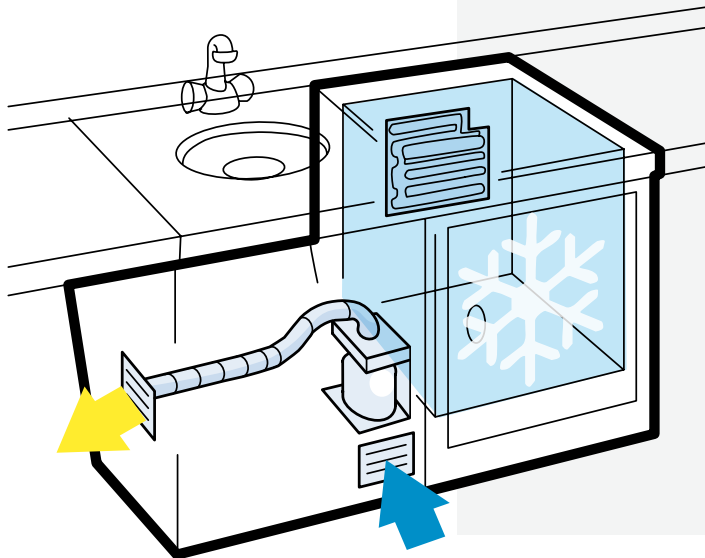
Water cooling is recommended in cases where the cooling unit is installed in the engine room or if the yacht will mostly be sailing in tropical waters.

Evaporator: Plate, fin or circulating air type?

The evaporator is a key component in every refrigeration system. As the name suggests, its task is to evaporate the refrigerant, i.e. to convert it from liquid to gaseous state. In the process it extracts heat from the air in the cooling compartment. The larger the surface of an evaporator, the more heat it can absorb, and the greater its capacity.

Low-cost plate evaporators are ideal for small refrigerator volumes.

Fin-type evaporators have up to five times more surface area than plate evaporators of the same size. If the air exchange is increased by fans (**circulating air evaporators**), excellent refrigeration and deep-freeze capability can be achieved even in tropical temperatures.



The ideal mounting location: Where is the air coolest on a boat?

Clear answer: the best location is below the water line, because here, the air is already cooled by the water temperature. Dometic offers cooling units in various designs, so that even the most awkwardly shaped space can be used. During installation, it is necessary to ensure that the unit has adequate air circulation. This can be achieved by simple slots or holes, or by means of the air exhaust hood available as accessory.



CHOOSING THE RIGHT EVAPORATOR

The Dometic VD series offers a wide choice of evaporators and cold accumulators. All evaporators can be fitted vertically or horizontally to give you maximum flexibility. Continuously variable external thermostats with LED indicators allow convenient temperature control. Self-sealing valve couplings make for easy installation.

The choice of the right evaporator for your application depends on:

- The type of cooling unit used (e.g. Series 50 or 80)
- The size of the compartment to be cooled
- The type of application: refrigeration or deep-freezing



| |  |  |  |  |  |  |  |
|-------------------------------|---|---|---|---|--|---|---|
| | VD-02 | VD-07 | VD-03 | VD-04 | VD-05 | VD-08 | VD-09 |
| Type | Plate evaporator | O-evaporator | Fin evaporator | L-evaporator | Plate evaporator | Angle evaporator | O-evaporator |
| Series | 50 | 50 | 80 | 80 | 80 | 80 | 80 |
| Cooling capacity up to | 50 l | 100 l | 200 l | 200 l | 100 l | 70 l | 180 l |
| Deep-freezing | - | - | - | - | - | ✓ | ✓ |

 Technical data and the complete range see p. 46–51

COMPRESSORS WITH ADAPTIVE SPEED CONTROL

Every refrigeration system comprises a compressor, a condenser and an evaporator. To ensure efficient operation the three key components must be perfectly coordinated.

The Dometic range includes a variety of condensers and evaporators for optimal configuration. We exclusively use adaptive speed compressors. These compressors contribute significantly to the high efficiency of our refrigeration systems – along with the following factors:

- **The compressor speed adapts precisely to the performance requirements of the other system components (evaporator and condenser).**
- **All compressor types can be supplied with plate and fin evaporators in a range of shapes and sizes. This ensures that every shape of container can be equipped correctly. It also makes optimum use of the compressor performance.**
- **Dynamically ventilated or water-cooled condenser units guarantee the required heat diffusion.**



TIP – SMART PRICE BUNDLES

Cooling unit + evaporator

Why bother configuring when you can have a complete package at a nice price? Based on one of our best-selling entry-level cooling units, Dometic ColdMachine CU 55, these two package solutions are fine for smaller refrigerator capacities and for use in cold waters.



DOMETIC CU-55 + VD-01

Complete cooling system with L-evaporator for max. 100 l
Ref. No. 9105306621

DOMETIC CU-55 + VD-07

Complete cooling system with O-evaporator for max. 130 l
Ref. No. 9105306622

NEW FOR OLD – SIMPLY SWAP

Would you like to replace your good old Dometic absorption refrigerator with a contemporary one of the 5, 8 or 10 series to enjoy more convenience, up-to-date technology and a real eye-catcher in your kitchen?

**Here you can decide which absorption refrigerator model best suits your size requirements:
dometic.com/rv**



| OLD | NEW |
|------------|--|
| RM 200 | |
| RM 4210 | |
| RM 4211 LM | RM 5310 |
| RM 2210 | |
| RM 4200 | |
| RM 270 | |
| RM 4230 L | RM 5330 |
| RM 2251 | |
| RM 300P/A | |
| RM 301** | |
| RM 4300 | RMS 8500 |
| RM 4290L | |
| RM 7290L | |
| RM 2254 | |
| RM 4360L | RM 8400 |
| RM 7360L | |
| RM 4400 LM | RM 8500 |
| RM 400P/C | |
| RM 4181M | Devices no longer available / no replacement |
| RM 185R** | |
| RM 275 | |
| RM 4281 LM | RM 5380 |
| RM 4261 | |
| RM 2253 | |
| RM 4361LM | RM 8401 |
| RM 6361L | |
| RM 7361 L | |
| RM 4401LM | RM 8501 |
| RM 400R | |
| RM 415 | |
| RM 4405LM | RM 8505 |
| RM 7405L | |




| OLD | NEW |
|-------------|--------------------|
| RM 4365LM** | RM 8401 |
| RM 7365L | |
| RM 4270 | |
| RM 6270 | RMS 8400 |
| RM 7270L | |
| RM 6271 | RMS 8401 |
| RM 7271L | |
| RM 6291 | RMS 8501 |
| RM 7291L | |
| RM 6401 | RM 8501 |
| RM 7401L | |
| RM 4501L | |
| RM 7501L | RMD 10.5 T |
| RM 7601L | |
| RM 4505L | |
| RM 7505L | RMD 10.5 T |
| RM 7605L | |
| RMD 8501 | RMD 10.5 T |
| RMD 8505 | |
| RMD 8551 | RMD 10.5 XT |
| RMD 8555 | |

** When replacing, minor modifications to the furniture must be made.

**FOOD & BEVERAGE
REFRIGERATORS**

4.27 / Dometic CombiCool RF

4.28 / Dometic RGE

| TECHNICAL DATA ABSORPTION REFRIGERATORS |  RF 60 |  RF 62 |  RGE 2100 |
|--|---|--|---|
| Ref. No. | 9105203240 (50 mbar) D, CH, A 9105203244 (30 mbar**) D, CH, A 9105203241 (30 mbar) DK, FIN, N, S 9105203243 (28 – 37 mbar) F, I, E, NL | 9105203590 (50 mbar) D 9105203591 (28 – 37 mbar) F, I, E, NL 9105203623 (30 mbar) DK, Fi, N, S | 9105704684 (50 mbar) D, CH, A 9105706621 (30 mbar) DK, FIN, N, S 9105704686 (30 mbar) I, E, NL 9105704688 (28 – 37 mbar) F |
| Ref. No. UK | 9105203242 (28 – 37 mbar) | 9105203768 (28 – 37 mbar) | 9105704687 (28 – 37 mbar) |
| Gross capacity (l) with freezer compartment freezer compartment | approx. 61 – | approx. 56 5 | 102 without freezer compartment 96 9 |
| Connections | 12 volts DC / 230 volts AC LPG | 12 volts DC / 230 volts AC LPG | 230 volts AC LPG |
| Temperature range | Up to 30 °C below ambient temperature | Up to 30 °C below ambient temperature, freezer compartment up to –12 °C | |
| Ignition systems Battery ignition Piezo ignition AES* | • – – | • – – | – • – |
| Dimensions (W x H x D, mm) | 486 x 615 x 490 | 486 x 617 x 490 | 531 x 859 x 558 |
| Weight (approx. kg) incl. freezer compartment | 26 | 25 | 33.3 |
| Test marks Certified to European Gas Appliance Directive 90/396/EEC e-certified (Automotive EMC Directive) | | • – | |

* AES: Automatic Energy Selector

**with hose, only permitted for use on a gas socket (coupling)



RM 5310



RM 5330



RM 5380



RMV 5305

9105703857

9105703865

9105703862

9500001325

60
5

70
5

80
5

73
8

12 volts DC / 230 volts AC
LPG 30 mbar

12 volts DC / 230 – 240 volts AC
LPG 30 mbar

Refrigerator +7 °C, freezer compartment up to -12 °C at ambient temperatures up to 32 °C (equivalent to climate class SN)

•
-
-

•
-
-

•
-
-

-
-
•

486 x 618 x 474

486 x 821 x 474

486 x 821 x 474

486 x 821 x 479

20

22





24

24.5





•
•

**FOOD & BEVERAGE
REFRIGERATORS**

4.28 / Dometic 8 series

| TECHNICAL DATA |  |  |  |  |
|--|---|---|---|---|
| ABSORPTION REFRIGERATORS | RM 8400 / 8401 | RMS 8400 / RMS 8401 | RM 8500 / 8505 | RM 8555 |
| Ref.-No. (Door hinge left) | RM 8400 / 9500001551 RM 8401 / 9500001555 | RMS 8400 / 9500001580 RMS 8401 / 9500001584 | RM 8500 / 9500001560 RM 8505 / 9500001568 | RM 8555 / 9500001573 |
| Ref.-No. (Door hinge right) | RM 8400 / 9500001550 RM 8401 / 9500001554 | RMS 8400 / 9500001579 RMS 8401 / 9500001583 | RM 8500 / 9500001559 RM 8505 / 9500001567 | RM 8555 / 9500001572 |
| Gross capacity (l) without freezer compartment with freezer compartment freezer compartment | 90 87 8 | 80 77 8 | 100 96 9 | 115 111 12 |
| Connections | 12 volts DC / 230 volts AC / LPG 30 mbar | | | |
| Temperature range | Refrigerator +7 °C, freezer compartment up to -12 °C at ambient temperatures up to 32 °C (equivalent to climate class SN) | | | |
| Ignition systems Battery ignition MES (Manual Energy Selector) AES (Automatic Energy Selector) | RM 8400 RM 8401 - | RMS 8400 RMS 8401 - | RM 8500 - RM 8505 | - - RM 8555 |
| Dimensions (W x H x D, mm) | 486 x 821 x 569 | 486 x 821 x 569 | 525 x 821 x 569 | 525 x 821 x 624 |
| Weight (approx. kg) with freezer compartment | 27.5 | 25.0 | 27.8 | 29.0 |
| Test marks | Certified to European Gas Appliance Directive 90/396/EEC, e-certified (Automotive EMC Directive) | | | |

NEW

|  RMS 8500 / 8505 |  RMD 10.5T |  RMD 10.5XT |  RML 10.4T |
|---|---|---|---|
| RMS 8500 / 9500001588 RMS 8505 / 9500001596 RMS 8500 / 9500001587 RMS 8505 / 9500001595 | 9600014843 | 9600014845 | 9600024610 |
| 90 86 9 | 153 124 29 | 177 142 35 | 133 13,5 |
| 12 volts DC / 230 volts AC / LPG 30 mbar | | | |
| Refrigerator +7 °C, freezer compartment up to -12 °C at ambient temperatures up to 32 °C (equivalent to climate class SN) | | | |
| RMS 8500 - RML 8555 | - - • | - - • | - - • |
| 525 x 821 x 569 | 523 x 1245 x 550 | 523 x 1245 x 605 | 420 x 1293 x 578 |
| 25.5 | 40 | 41.5 | 35.5 |
| Certified to European Gas Appliance Directive 90/396/EEC, e-certified (Automotive EMC Directive) | | | |





**FOOD & BEVERAGE
REFRIGERATORS**





4.24 / Dometic 10 series

NEW

NEW

4.24 / Dometic CoolMatic CRP / CRX / CRX S





| TECHNICAL DATA |  |  |  |  |
|--|---|---|---|---|
| COMPRESSOR REFRIGERATORS | RC 10.4 70 | RC 10.4 90 | CRP 40 / 40S | CRX 50 / 50S |
| Ref. No. | 9105204755 | 9105204756 | 9105204517 9105204441 | 9105306565 9105306566 |
| Storage volume (approx. l) freezer compartment | 70 7.5 | 90 7.5 | 39 5.3 | 45 4.4 |
| Connections | 12 / 24 V DC | 12 / 24 V DC | 12 / 24 V DC | 12 / 24 V DC |
| Refrigerant Refrigerant quantity CO ₂ equivalent Global warming potential (GWP) | R134a 40g | R134a 43g | R134a 38 g 0.054 t 1430 | R134a 38 g 0.054 t 1430 |
| System | Fully hermetic compressor with integrated control electronics, low-voltage protection /electronic fuse, automatic reverse pole protection, double-hinged door | | Fully hermetic compressor with integrated control electronics, low-voltage protection /electronic fuse, automatic reverse pole protection, mechanical, continuously variable thermostat, CRP with detachable cooling unit (1.5 m) | |
| Colour Cabinet Door frame Door panel | Black Black Black glossy finish (door decor changeable) | | CRX: Black Silver Matt-silver (brushed stainless steel appearance) | CRX S: Black Silver Stainless steel (AISI316) |
| Weight (kg) | 19.5 | 21.5 | 19 / 21 | 17 |
| Dimensions (B x H x T, mm) | 420 x 821 x 450 | 420 x 975 x 450 | 380 x 536 x 545 (incl. cooling unit) | 380 x 534 x 500 |
| Test marks | TÜV/GS, e-certified (Automotive EMC Directive) | | | |
| / Optional extras | | | | |
| Mains adapter MPS 35 110–240 V > 24 V | 9600000445 | 9600000445 | 9600000445 | 9600000445 |
| Standard installation frame CRX / CRP CRX S / CRP 40S | – | – | 9105306405 9105305676 | 9105306405 9105305676 |
| Flush-mount installation frame CRX / CRP CRX S / CRP 40S | – | – | 9105306410 9105305671 | 9105306410 9105305671 |

|  CRX 65 / 65S |  CRX 80 / 80S |  CRX 110 / 110S |  CRX 140 / 140S |
|---|--|---|--|
| 9105306568 9105306569 | 9105306570 9105306571 | 9105306572 9105306573 | 9105306578 9105306580 |
| 57 7 | 78 7.5 | 104 9 | 130 11 |
| 12 / 24 V DC | 12 / 24 V DC | 12 / 24 V DC | 12 / 24 V DC / 100–240 V AC |
| R134a 42 g 0.060 t 1430 | R134a 48 g 0.069 t 1430 | R134a 47 g 0.067 t 1430 | R134a 50 g 0.072 t 1430 |
| Fully hermetic compressor with integrated control electronics, low-voltage protection /electronic fuse, automatic reverse pole protection, mechanical, continuously variable thermostat | | | |
| CRX: Black Silver Matt-silver (brushed stainless steel appearance) | | CRX S: Black Silver Stainless steel (AISI316) | |
| 18 / 19 | 20 / 21 | 22.5 / 23.5 | 30 / 31 |
| 448 x 525 x 545 | 475 x 640 x 528 | 520 x 745 x 558 | 525 x 815 x 619 |
| TÜV/GS, e-certified (Automotive EMC Directive) | | | |
| 9600000445 | 9600000445 | 9600000445 | – |
| 9105306406 9105305677 | 9105306407 9105305678 | 9105306408 9105305679 | 9105306409 9105305680 |
| 9105306411 9105305672 | 9105306412 9105305673 | 9105306413 9105305674 | 9105306414 9105305675 |



**FOOD & BEVERAGE
REFRIGERATORS**

4.24 / Dometic CoolMatic CRD / CRX D

4.11 / Dometic CoolMatic CB




| TECHNICAL DATA |  |  |  |  |
|--|--|---|---|---|
| | CRD 50 / 50S | CRX 65D / 65DS | CB 36 | CB 40 |
| Ref. No. | 9105306581 9105306582 | 9105306540 9105306548 | 9105204434 | 9105204435 |
| Storage volume (approx. l) freezer compartment | 38.5 6 | 57 7 | 36 – | 40 – |
| Connections | 12 / 24 V DC | 12 / 24 V DC | 12 / 24 V DC | 12 / 24 V DC |
| Temperature range (°C) | | | +10 to –12 | +10 to –12 |
| Refrigerant Refrigerant quantity CO ₂ equivalent Global warming potential (GWP) | R134a 38 g 0.054 t 1430 | R134a 38 g 0.054 t 1430 | R134a 60 g 0.086 t 1430 | R134a 60 g 0.086 t 1430 |
| System | Fully hermetic compressor with integrated control electronics, low-voltage protection / electronic fuse, automatic reverse pole protection, mechanical, continuously variable thermostat | | Fully hermetic compressor with integrated control electronics, electronic thermostat, low voltage protection / electronic fuse, automatic reverse pole protection, with detachable cooling unit (1.5 m) | |
| Colour Cabinet Door frame Door panel | CRX / CRD: Black Silver Matt-silver (brushed stainless steel appearance) | CRX S / CRD S: Black Silver Stainless steel (AISI316) | Body: grey, decor panel: pale grey | |
| Weight (kg) | 17 / 18 | 20 / 21 | 17 | 19 |
| Dimensions (W x H x D, mm) | 500 x 534 x 380 | 448 x 525 x 545 | 410 x 400 x 590 | 500 x 660 x 260 |
| Test marks | TÜV/GS, e-certified (Automotive EMC Directive) | | | |
| / Optional extras | | | | |
| Mains adapter EPS 100 230 V > 24 V | – | – | – | – |
| Mains adapter MPS 35 110–240 V > 24 V | 9600000445 | 9600000445 | 9600000445 | 9600000445 |
| Stainless steel installation frame | – | – | – | – |
| Standard installation frame CRX / CRD CRX DS / CRD S | 9105306405 9105305676 | 9105306406 9105305677 | – | – |
| Flush-mount installation frame CRX / CRD CRX DS / CRD S | 9105306410 9105305671 | 9105306411 9105305672 | – | – |

4.24 / Dometic CoolMatic CD

| | | | |
|--|---|--|---|
|  |  |  |  |
| CD 20 / CD 20W | CD 20S | CD 30 / CD 30W | CD 30S |
| 9600008369 (black) 9600008371 (white) | 9600008370 | 9105330621 (black) 9105330622 (white) | 9105330620 |
| 20 | 20 | 30 | 30 |
| - | - | - | - |
| 12/24 V DC | 12/24 V DC | 12/24 V DC | 12/24 V DC |
| | R134a 38 g 0.054 t 1430 | | R134a 42 g 0.060 t 1430 |
| Fully hermetic compressor with integrated control electronics, electronic thermostat, low voltage protection / electronic fuse, automatic reverse pole protection | | | |
| CD 20: black CD 20W: black, front white | Black, stainless steel | CD 30: black CD 30W: black, front white | Black, stainless steel |
| 16.1 | 16.1 | 18 | 18 |
| 438 x 250 x 565 (incl.cooling unit) | | 440 x 250 x 730 (incl.cooling unit) | |
| e-certified (Automotive EMC Directive) | | | |
| 9600000440 | 9600000440 | 9600000440 | 9600000440 |
| 9600000445 | 9600000445 | 9600000445 | 9600000445 |
| 9105303901 | 9105303901 | 9105303901 | 9105303901 |
| - | - | - | - |
| - | - | - | - |

**FOOD & BEVERAGE
REFRIGERATORS**

4.06 / Dometic CoolMatic HDC

| TECHNICAL DATA COMPRESSOR REFRIGERATORS |  HDC 195 |  HDC 225 |  HDC 275 |
|--|--|--|---|
| Ref. No. | 9105204437 | 9105204438 | 9105204439 |
| Storage volume (approx. l) freezer compartment | 173 41 | 228 44 | 277 75 |
| Connections | 12 / 24 V DC | 12 / 24 V DC | 12 / 24 V DC |
| Current consumption (Ah/h) at 12 V at +25 °C at +32 °C ambient temperature, both at +5 °C interior temperature | 2.2 3.4 | 2.4 3.3 | 3.3 5.1 |
| Refrigerant Refrigerant quantity CO ₂ equivalent Global warming potential (GWP) | R134a 110 g 0.157 t 1430 | R134a 130 g 0.186 t 1430 | R134a 180 g 0.257 t 1430 |
| System | Fully hermetic compressor with integrated control electronics, low-voltage protection / electronic fuse, automatic reverse pole protection, mechanical, continuously variable thermostat | | |
| Colour Cabinet Door frame Door panel | White White – | | |
| Weight (kg) | 33 | 42 | 52 |
| Dimensions (W x H x D, mm) | 500 x 1210 x 585 | 550 x 1405 x 585 | 540 x 1775 x 550 |
| / Optional extras | | | |
| Mains adapter EPS 100 230 V > 24 V | – | – | – |
| Mains adapter 110 – 240 V > 24 V | MPS 50 9600000441 | MPS 50 9600000441 | MPS 50 9600000441 |
| Ventilation panel | – | – | – |




DOMETIC REFRIGERATORS

THE BENCHMARK FOR MOBILE KITCHENS


**FOOD & BEVERAGE
REFRIGERATORS**

4.07 / Dometic ColdMachine Series 50


4.07 / Dometic ColdMachine Series 80

| TECHNICAL DATA |  | |  | |  | |  | |
|--|---|--|---|---|--|--|---|--|
| COOLING UNITS | COLDMACHINE 54 | | COLDMACHINE 55 | | COLDMACHINE 84 | | COLDMACHINE 85 | |
| Ref. No. | 9105306623 | | 9105306624 | | 9105306597 | | 9105306598 | |
| | | | Included in Package 1 and 2 | | | | | |
| Voltage | 12 / 24 V DC | | 12 / 24 V DC | | 12 / 24 V DC | | 12 / 24 V DC | |
| Refrigerant Refrigerant quantity CO ₂ equivalent Global warming potential (GWP) | R134a 35 g 0.050 t 1430 | | R134a 35 g 0.050 t 1430 | | R134a 45 g 0.064 t 1430 | | R134a 45 g 0.064 t 1430 | |
| Dimensions (W x H x D) | 386 x 165 x 130 mm | | 220 x 160 x 220 mm | | 386 x 160 x 130 mm | | 220 x 160 x 220 mm | |
| Weight (kg) | 6 | | 6.5 | | 6 | | 6 | |
| Quality features | Suitable for floor mounting, corrosion-resistant stainless steel mounting plate | | | Suitable for floor mounting, corrosion-resistant stainless steel mounting plate | | | | |
| / Accessory | | | | | | | | |
| Air exhaust hood with counterpart and 2 m hose, for providing air circulation | - | | - | | 9103540107 | | 9103540107 | |
| Mains adapter, 110 – 240 V › 24 V | MPS 35 / 9600000445 | | MPS 35 / 9600000445 | | MPS 35 / 9600000445 | | MPS 35 / 9600000445 | |
| Mains adapter EPS 100, 230 V › 24 V | 9600000440 | | 9600000440 | | 9600000440 | | 9600000440 | |


4.07 / Dometic ColdMachine Series 90



COLDMACHINE 86



COLDMACHINE 94



COLDMACHINE 95



COLDMACHINE 96


| | | | |
|---|--|----------------------------------|----------------------------------|
| 9105306599 | 9105306600 | 9105306601 | 9105306602 |
| 12 / 24 V DC | 12 / 24 V DC | 12 / 24 V DC | 12 / 24 V DC |
| R134a 45 g 0.064 t 1430 | R134a 60 g 0.086 t 1430 | R134a 60 g 0.086 t 1430 | R134a 60 g 0.086 t 1430 |
| 220 x 230 x 177 mm | 386 x 155 x 130 mm | 220 x 155 x 220 mm | 220 x 230 x 177 mm |
| 6.5 | 6 | 6 | 6.5 |
| Suitable for floor mounting, corrosion-resistant stainless steel mounting plate | Suitable for floor mounting, corrosion-resistant stainless steel mounting plate, AEO electronics | | |

| | | | |
|---------------------|---------------------|---------------------|---------------------|
| 9103540107 | 9103540107 | 9103540107 | 9103540107 |
| MPS 35 / 9600000445 | MPS 50 / 9600000441 | MPS 50 / 9600000441 | MPS 50 / 9600000441 |
| 9600000440 | - | - | - |


**FOOD & BEVERAGE
REFRIGERATORS**

4.07 / Dometic ColdMachine Series 50

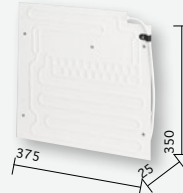
| <p>TECHNICAL DATA</p> |  <p>L-EVAPORATOR VD-01 FOR SERIES 50</p> |  <p>PLATE EVAPORATOR VD-02 FOR SERIES 50</p> |  <p>O-EVAPORATOR VD-07 FOR SERIES 50</p> |
|---|--|--|--|
| Ref. No. | 9105306625 | 9105306627 | 9105306628 |
| EVAPORATORS | Included in Package 1 | | Included in Package 2 |
| Cooling capacities (l) with 35 mm PU insulation with 50 mm PU insulation | max. 80 max. 100 | max. 30 max. 50 | max. 100 max. 130 |
| Power input (approx. watts) | 35 | 35 | 35 |
| Current consumption (Ah/h) with 35 mm PU insulation with 50 mm PU insulation | 1.46 1.17 | 1.31 1.02 | 1.46 1.17 |
| System | Standard, L-shape evaporator for horizontal and vertical installation, self-sealing valve couplings, flexible connection pipe approx. 2 m, continuously variable thermostat (for external installation, with blue turning dial and LED indicator, white plastic housing), electric supply cord approx. 3 m | Standard, plate evaporator for horizontal and vertical installation, self-sealing valve couplings, flexible connection pipe approx. 2 m, continuously variable thermostat (for external installation, with blue turning dial and LED indicator, white plastic housing), electric supply cord approx. 3 m | Standard O-evaporator for horizontal or vertical installation, self-sealing valve couplings, flexible connection pipe approx. 2 m, continuously variable thermostat (for external installation, with blue turning dial and LED indicator, white plastic housing), electric supply cord approx. 3 m |
| Dimensions (W x H x D) | 300 x 270 x 110 mm | 275 x 240 x 25 mm | 255 x 210 x 90 mm |
| Weight (kg) | 1.5 | 1 | 1.5 |




**FIN EVAPORATOR
VD-03 FOR SERIES 80**



**L-EVAPORATOR
VD-04 FOR SERIES 80**



**PLATE EVAPORATOR
VD-05 FOR SERIES 80**



**PLATE EVAPORATOR
VD-18 FOR SERIES 80**




| | | | |
|---|---|--|--|
| 9105306603 | 9105306604 | 9105306605 | 9105306614 |
| max. 170 max. 200 | max. 130 max. 170 | max. 130 max. 170 | max. 100 max. 150 |
| 50 | 45 | 45 | 45 |
| 1.88 1.46 | 1.88 1.50 | 1.88 1.50 | 1.88 1.50 |
| Copper-aluminium fin evaporator with large surface due to the cooling fins, for vertical and horizontal installation, self-sealing valve couplings, flexible connection pipe approx. 2.5 m, continuously variable thermostat (for external installation, with blue turning dial and LED indicator, white plastic housing), electric supply cord approx. 3 m | Standard, L-shape evaporator, self-sealing valve couplings, flexible connection pipe approx. 2 m, continuously variable thermostat (for external installation, with blue turning dial and LED indicator, white plastic housing), electric supply cord approx. 3 m | Standard plate evaporator, self-sealing valve couplings, flexible connection pipe approx. 2 m, continuously variable thermostat (for external installation, with blue turning dial and LED indicator, white plastic housing), electric supply cord approx. 3 m | Standard plate evaporator, self-sealing valve couplings, flexible connection pipe approx. 2 m, continuously variable thermostat (for external installation, with blue turning dial and LED indicator, white plastic housing), electric supply cord approx. 3 m |
| 380 x 230 x 82 mm | 375 x 285 x 120 mm | 375 x 350 x 25 mm | 375 x 250 x 25 mm |
| 2 | 1.5 | 1.5 | 1.5 |

**FOOD & BEVERAGE
REFRIGERATORS**



4.07 / Dometic ColdMachine Series 80






4.07 / Dometic ColdMachine Series 90

| <p>TECHNICAL DATA</p> |  <p>ANGLE EVAPORATOR VD-08 FOR SERIES 80</p> |  <p>O-EVAPORATOR VD-09 FOR SERIES 80</p> |  <p>CIRCULATING AIR EVAPORATOR VD-15 FOR SERIES 80</p> |  <p>CIRCULATING AIR EVAPORATOR VD-14N FOR SERIES 90</p> |
|---|--|--|---|---|
| Ref. No. | 9105306607 | 9105306608 | 9105306612 | 9105306609 |
| Cooling capacities (l) with 35 mm PU insulation with 50 mm PU insulation | max. 160 max. 180 | max. 160 max. 180 | max. 200 max. 250 | max. 300 max. 400 |
| Power input (approx. watts) | 60 | 60 | 60 | 80 |
| Current consumption (Ah/h) with 35 mm PU insulation with 50 mm PU insulation | 2.50 2.00 | 2.25 1.75 | 2.00 1.50 | 3.33 2.33 |
| System | Standard angle evaporator, self-sealing valve couplings, flexible connection pipe approx. 2 m, continuously variable thermostat (for external installation, with blue turning dial and LED indicator, white plastic housing), electric supply cord approx. 3 m | O-evaporator for vertical and horizontal installation, self-sealing valve couplings, flexible connection pipe approx. 2 m, continuously variable thermostat (for external installation, with blue turning dial and LED indicator, white plastic housing), electric supply cord approx. 3 m | High-performance circulating air evaporator in a white plastic housing, with brushless fan, fast cooling through circulating air operation, self-sealing valve couplings, flexible connection pipe approx. 2.5 m, continuously variable thermostat integrated in the evaporator housing | High-performance circulating air evaporator, especially effective due to enlarged surface area. Radial fan with enhanced ventilation capacity, continuously variable room thermostat for optimal temperature distribution in the refrigeration compartment. Ease of installation with self-sealing valve couplings and flexible connection pipe (approx. 2.5 m). Sturdy, white plastic housing. |
| Dimensions (WxHxD) | 465 x 270 x 360 mm | 365 x 141 x 270 mm | 220 x 275 x 80 mm | 250 x 310 x 90 mm |
| Weight (kg) | 2.0 | 2.0 | 2.0 | 2.0 |

| TECHNICAL DATA EVAPORATORS / COMPACT COOLING UNIT |  AIR CIRCULATING DEEP-FREEZE EVAPORATOR VD-16 FOR SERIES 90 |  PLATE EVAPORATOR VD-21 FOR SERIES 90 |  COMPACT COOLING UNIT CS-NC15 |
|--|---|--|--|
| Ref. No. | 9105306613 | 9105306615 | 9105306593 |
| Cooling capacities (l) with 50 mm PU insulation with 100 mm PU insulation | max. 130 max. 200 | max. 250 (normal refrigeration) / 100 (deep-freezing) max. 300 (normal refrigeration) / 150 (deep-freezing) | max. 200 with 35 mm PU insulation max. 250 with 50 mm PU insulation |
| Power input (approx. watts) | 60 | 60 | 60 |
| Current consumption (Ah/h) with 50 mm PU insulation with 100 mm PU insulation | 2.75 2.00 | 2.50 normal (refrigeration) / 3.00 (deep-freezing) 2.00 normal (refrigeration) / 2.00 (deep-freezing) | 2.00 with 35 mm PU insulation 1.50 with 50 mm PU insulation |
| Refrigerant Refrigerant quantity CO ₂ equivalent Global warming potential (GWP) | - | - | R134a 60 g 0.086 t 1430 |
| System | High-performance air circulating fin evaporator in a transparent plastic housing, self-sealing valve couplings, flexible connection pipe approx. 2.5 m, continuously variable deep-freeze thermostat integrated in the evaporator housing | Standard plate evaporator with large surface, self-sealing valve couplings, flexible connection pipe approx. 2 m, continuously variable thermostat (for external installation, with blue turning knob and LED indicator, white plastic housing), for refrigeration and deep-freezing | Fully hermetic compressor with control electronics and integrated low-voltage protection, low-voltage cut-off, electronic reverse pole protection, brushless DC fan, fin condenser, high-performance air circulating fin evaporator in white plastic housing with brushless fan, rapid chill capability with circulating air operation |
| Dimensions (WxHxD) | 330 x 280 x 145 mm | 1373 x 305 x 10 mm | |
| Weight (kg) | 2.5 | 4.0 | 8.5 |







**FOOD & BEVERAGE
REFRIGERATORS**







| | | |
|---|--|--|
| <p>ACCESSORIES FOR 10 SERIES REFRIGERATORS</p> |  <p>NEW RML10.4S-UKIT</p> |  <p>NEW DOMETIC RML943X</p> |
| | <p>Shelf for RMD 10.5 freezer compartment</p> | <p>RML 94xx replacement kit for installation of RML 10.4 refrigerators</p> |
| <p>Ref. No.</p> | <p>9600025706</p> | <p>9600025974</p> |
| <p>Quality Features</p> | <p>Patented double-hinged door – opens left and right without the need to change the hinge, more versatile fridge interior – extra tray, extra door rack, VG Fresh crisper lid with adjustable humidity – keeps fruit and vegetable fresh for longer</p> | <p>Upgrade from any RML 94xx refrigerator to a RML 10.4 one Easy Upgrade, Installation into existing cut-outs, Flexible gas hose</p> |

| | | | | | |
|---|---|---|--|--|--|
| <p>ACCESSORIES FOR 10 SERIES REFRIGERATORS</p> |  <p>RMD10.5-RCK</p> |  <p>REF-ADAPT</p> |  <p>REF-FANKIT</p> |  <p>R10-BP</p> |  <p>AR-KIT</p> |
| | <p>Shelf for RMD 10.5 freezer compartment</p> | <p>Power adapter for 10-series absorption refrigerators. If required it can be adapted to the following plug systems:</p> | <p>Ventilation kit for 10-series absorption refrigerators</p> | <p>Battery pack for Dometic 10-series absorption refrigerators</p> | <p>Storage kit for 10-series refrigerators</p> |
| <p>Ref. No.</p> | <p>9600015432</p> | <p>230/240 V CEE plug 9600015437 230/240 V UK plug 9600015438 230/240 V JST plug 9600015439 230/240 V MNL plug 9600015440</p> | <p>9600017061</p> | <p>9600015427</p> | <p>9600006299</p> |
| <p>Quality Features</p> | <p>Well-organized storage: you can optimise the use of the space in the freezer compartment your 10-series fridge with an additional shelf.</p> | <p>10-series absorption refrigerators come standard with a WAGO plug for connection to 230/240 V AC.</p> | <p>The ventilation set is very easy to install and it ensures optimum ventilation of your fridge for best cooling performance. This kit is particularly recommended for high ambient temperatures or intense sunlight.</p> | <p>Completely self-sufficient refrigerator operation without any external power supply. Perfect integration – Easy to apply and not visible if door is closed. Works with standard AA batteries.</p> | <p>Contents: stackable trays for big and small items, plus a set of holders to keep the items in place, an egg shelf and an ice cube tray.</p> |

Ventilation grills

Winter covers








| |  |  |  |  |  |  |
|---------------------------|---|---|---|--|---|---|
| VENTILATION GRILLS | LS 100 | LS 200 | LS 300 | LS 330 | WA 120/130 | EWS 300 |
| Ref. No. white | 950000958 | 950000959 | 9105900015 | 9105707269 | 9105900018 | 9105900015 |
| Ref. No. black | 9500001457 | 9500001458 | – | – | 9500001460 | – |
| Door model | top, single door | bottom, single door | double door | Fiat Bianco – single-door models | Winter cover set for LS 100 and LS 200 | Winter cover set for LS 300, white |

| |  |  |  |  |  |  |
|-------------------------|--|---|--|--|---|---|
| ACCESSORIES | AR-VKIT | LS-R500 | SHELF | AR-EGG | AR-ACF | AR-BI |
| | Ventilation kit for absorption refrigerators | Roof ventilation for 8- and 4-series refrigerators | Shelf instead of a freezer compartment | Egg shelf for absorption refrigerators | Active carbon filter for absorption refrigerators | Battery ignition for absorption refrigerators |
| Ref. No. | 9105900007 | 9105900020 | RM/S 8400/1 9105703589 RM 8551/5 9105703588 RM/S 8500/1/5 9105703587 | 9105900009 | 9105900008 | 9105900010 |
| Quality Features | Optional ventilation extra for optimal performance of 4-series and 8-series refrigerators. Thermostat-controlled, extremely easy to install. | Extra ventilation of the 8- and 4-series refrigerators. Use in combination with LS 200 or LS 300 ventilation grill. | Create your own space: after removal of the freezer compartment, you can optimise use of the space in your 8-series fridge with an additional shelf. | For safe storage of up to six eggs. Suitable for all Dometic refrigerators. | Eliminates odours in cooling appliances and other closed receptacles. | This battery ignition is suitable for retrofitting on all piezo refrigerators with plastic dashboard holders. |

ELECTRONIC ACCESSORIES FOR DOMETIC COMPRESSOR REFRIGERATORS

Do you want to operate your 12/24-volt compressor refrigerator on a mains power socket? Go ahead! You are bound to find a matching mains adapter in the Dometic CoolPower accessory range.

3.17 / Dometic CoolPower

| | | | | | | | |
|---|---|---|---|---|---|---|---|
| TECHNICAL DATA |  |  |  |  |  |  |  |
| | M 50U | 804 K | EPS 817 | EPS 100 | MPS 35 | MPS 50 | MPS 80 |
| ELECTRONIC ACCESSORIES FOR COOLERS AND REFRIGERATORS | Voltage monitor for 12-volt applications | Voltage converter 24 volts › 12 volts | Mains adapter for connecting thermoelectric 12-volt cooling appliances | Mains adapter for connection of 12- / 24-volt compressor cooling appliances to the 230-volt mains systems | Mains adapter for connection of 12- / 24-volt compressor cooling appliances to 110 – 240-volt mains systems | Mains adapter for connection of 12- / 24-volt compressor cooling appliances to 110 – 240-volt mains systems | Mains adapter for connection of 12- / 24-volt compressor cooling appliances to 110 – 240-volt mains systems |
| Ref. No. | 9600000446 | 9600000444 | 9600000439 | 9600000440 | 9600000445 | 9600000441 | 9600000442 |
| Input voltage | – | 20 – 30 V DC | 230 V AC / 50 Hz | 230 V AC | 110 – 240 V AC | 110 – 240 V AC | 110 – 240 V AC |
| Output voltage | – | 12.5 V DC ±10% | 13 V DC | 25 V DC | 25 V DC | 27 V DC | 27 V DC |
| Continuous load | – | 4 A / 48 watts | 6 A | – | – | – | – |
| Battery voltage | – | 60 mA | 60 mA | 12 / 24 V DC | 12 / 24 V DC | 12 / 24 V DC | 12 / 24 V DC |



Dometic is a global company that makes mobile living easy – by providing great solutions to satisfy people’s essential needs when they are on the move. Like cooking, taking care of personal hygiene and maintaining a pleasant temperature. We offer smart and reliable products with outstanding design.



THE FULL RANGE

View Products:

dometic.com

UNITED KINGDOM
DOMETIC UK LTD.

Dometic House, The Brewery,
Blandford St. Mary
Dorset DT11 9LS

Tel 0344 626 0133

Fax 0344 626 0143

Mail sales@dometic.co.uk

Net dometic.com

GERMANY
DOMETIC GERMANY GMBH

Hollefeldstraße 63
D-48282 Emsdetten

Tel +49 (0) 2572 879-0

Fax +49 (0) 2572 879-300

Mail info@dometic-waeco.de

Net dometic.com

