

Week 4

*** Please remember these releases will be every other week ***

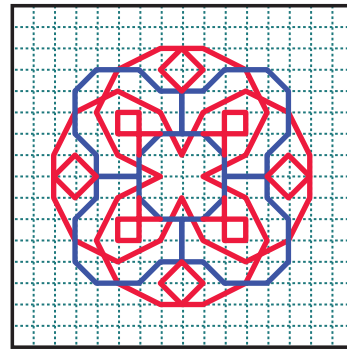
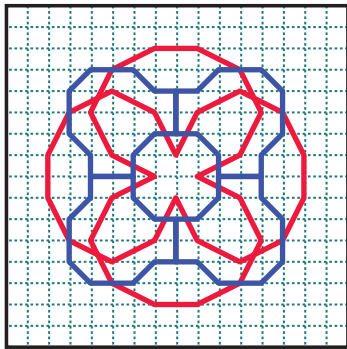
You can place the flowers and hexagons wherever you wish in the template, the order will not matter too much I don't think, but if you would like some guidance, start at the top and work your way around clockwise.

'Geometric flowers' layout addition 3

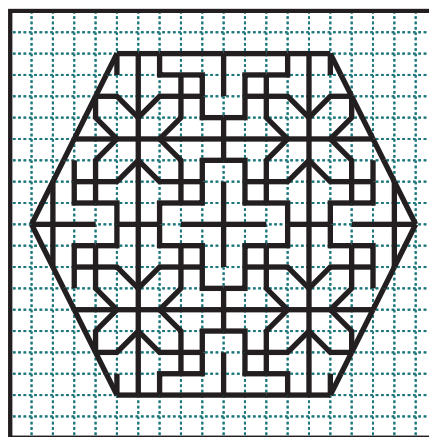
When it came to finalising the geo florals I could not decide if I wanted a simpler or more elaborate flower, so I'm going to give you both to choose from!

There are 2 colours shown on the charts - this is just to help you stitch as I thought it made it clearer when lines crossed over one another.

TO BE CLEAR - THESE ARE 2 DIFFERENT VERSIONS OF FLOWER NUMBER 4, if you stitch them both - you won't have room for all the remaining releases so just choose 1 of these!



'Mini Bees' layout addition 4



www.thesteadythread.com

 The Steady Thread Blackwork SFL  The Steady Thread Modern Blackwork Embroidery

 @thesteadythread  #thesteadythreadblackworkSFL2024