



Omnidirectional Digital HDTV Over-the-Air Antenna



Installation and Operating Instructions


OA1000 • OA1000-OE • OA1010-OE (White)
OA1001 • OA1001-OE • OA1011-OE (Black)

Thank you for choosing a KING Antenna!

The KING OmniPro is an omnidirectional antenna.
It's *always* pointed in the right direction!

OPERATION

- 1** Turn on your TV.
Turn on the power injector.*



*You must have a properly installed KING wall mount power injector to operate the KING OmniPro.

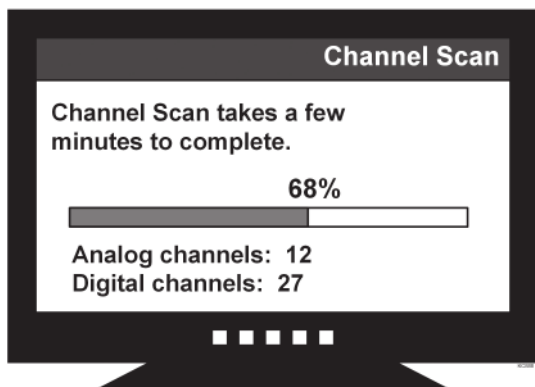
KING Wall Mount Power Injector for models:

- OA1000 • OA1001 (supplied with this product)
- OA1000-OE • OA1001-OE (ordered separately)
- OA1010-OE • OA1011-OE (ordered separately)

**See your TV or converter box owner's manual for instructions on performing a channel scan.

Installation instructions start on next page.

- 2** Perform a channel scan.**



Sample screen: number of channels will vary

- 3** Start watching TV!

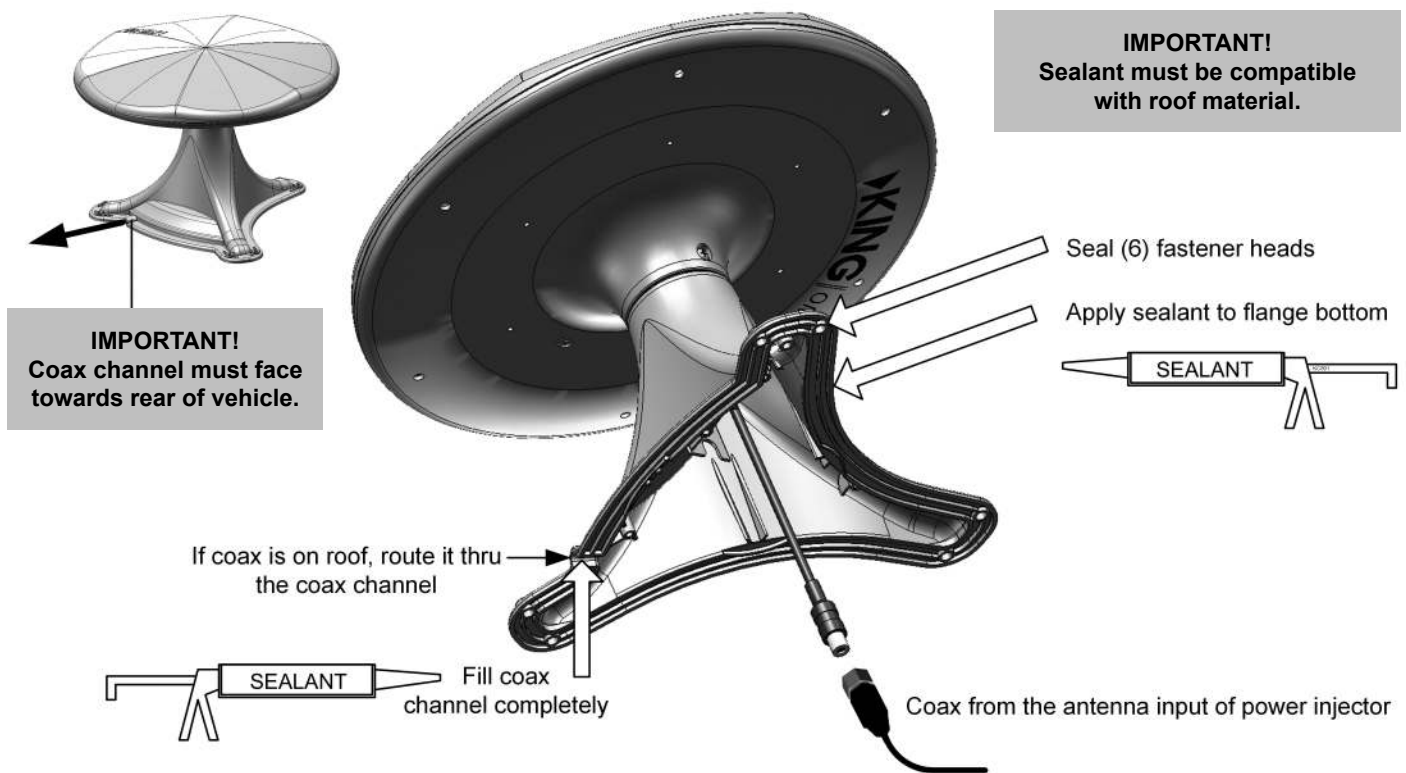


ANTENNA INSTALLATION

IMPORTANT! The installer is responsible for determining and supplying the most appropriate fasteners to secure the antenna to the roof, and for weatherproofing all holes with roof-compatible sealant.

All holes and fastener heads must be sealed so they are completely waterproof.

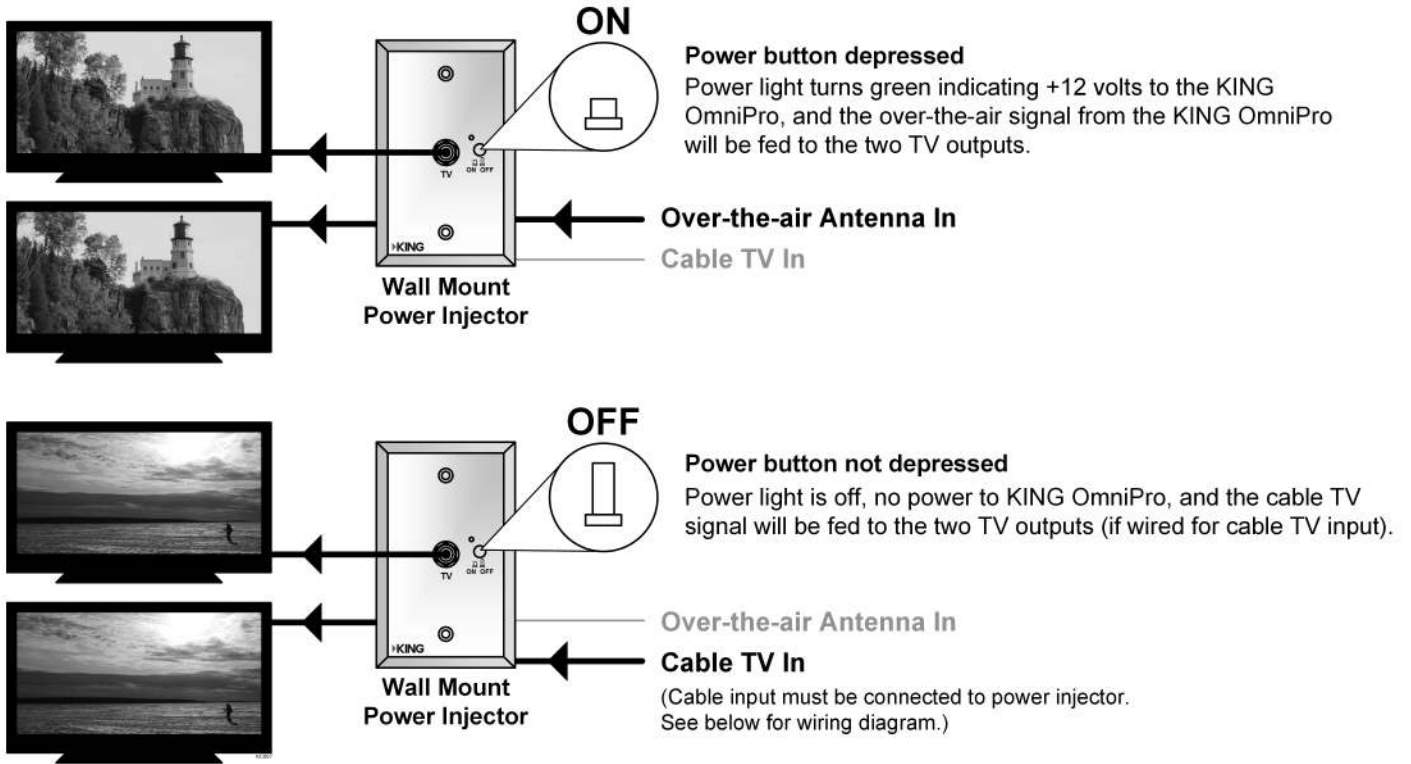
- Select an area on the roof for the base mount keeping in mind the following **IMPORTANT POINTS**:
 - The antenna must be mounted with the coax channel towards the rear of the vehicle.
 - The center of the roof hole must be at least 20" away from any object taller than 8" to provide clearance for the antenna head. The center of the roof hole must also be at least 8" from the edge of the roof.
- Connect the coax from the power injector's antenna input to the coax cable in the base mount. **(The coax may come up thru the roof or enter thru the coax channel.)**
- Apply sealant to the base mount, and fill the coax channel with sealant. Place the base mount in position.
- Fasten the base mount to the roof. Make sure the base mount is sealed all the way around. Make sure the coax channel and fastener heads are sealed as well.



SPECIFICATIONS

SPECIFICATIONS	
Dimensions:	9" H x 13" W x 13" L
Weight:	2.2 lbs.
Frequency Bands:	VHF (54-216 MHz) UHF (470-698 MHz) FM (87.9-107.9 MHz) AM (530-1700 KHz) (OA1010-OE • OA1011-OE only)
Powered Amplifier:	+12 Volt / 100 mA
Power Supply:	KING Power Injector OA1000 • OA1001 (supplied with this product) OA1000-OE • OA1001-OE (ordered separately) OA1010-OE • OA1011-OE (ordered separately)
Enclosure/Mount:	ASA-Automotive grade

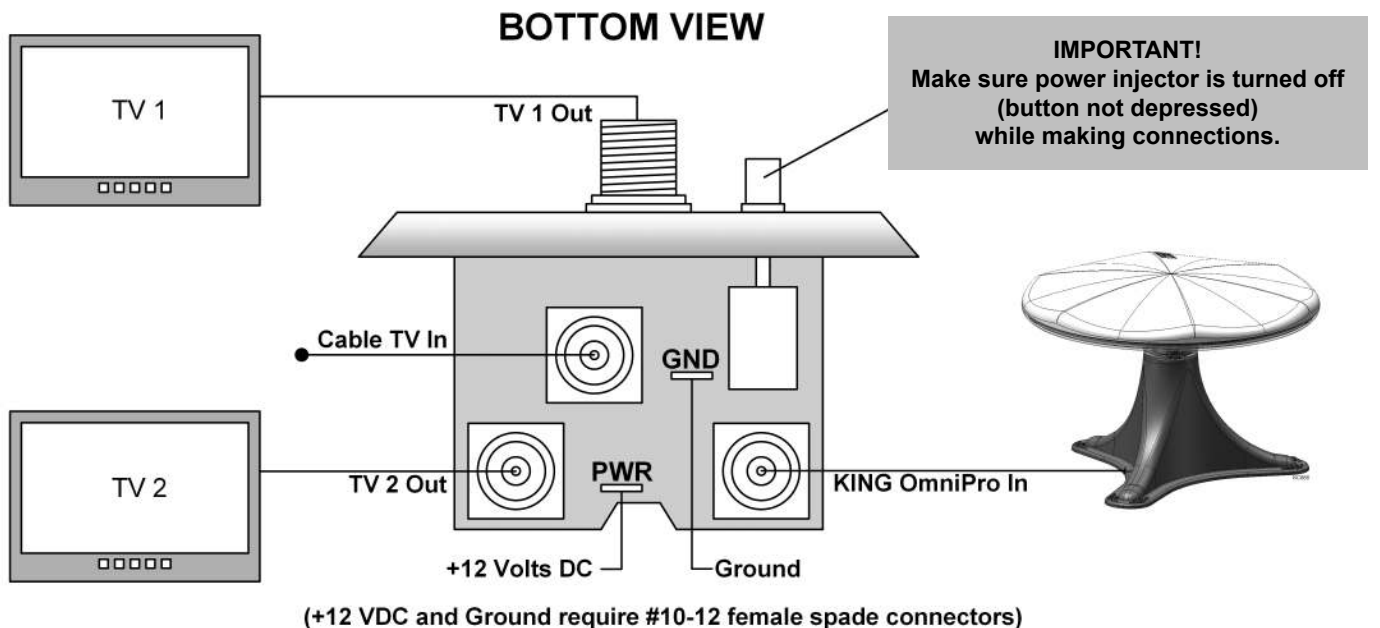
ABOUT THE POWER INJECTOR



POWER INJECTOR INSTALLATION

Keep in mind the following when installing the Wall Mount Power Injector:

- Can be mounted in most standard electrical boxes.
- Requires a +12 Volt DC power source. (Inadequate voltage may cause the green LED to not illuminate and the unit to not function properly.
- Requires #10-12 female spade connectors for power and ground connections.
- Has an internal fuse rated @ 400 mA max. If tripped, the fuse will reset when the circuit cools.
- Is not an amplifier. No devices other than those shown below should be connected.



LIMITED WARRANTY

IMPORTANT! Do not powerwash any part of the KING OmniPro antenna head or base mount.

KING OmniPro Over-the-Air Antenna Systems (models OA1000 & OA1001, OA1000-OE & OA1001-OE, OA1010-OE & OA1011-OE), are thoroughly inspected and tested before leaving the factory, and are covered by the following limited warranty from the date of original purchase:

- Two-year parts warranty: The customer is not responsible for the cost of replacement parts if the original part is determined to be defective under the terms of the warranty. The customer is responsible for the cost of replacement parts after two years.
- One-year labor warranty: The customer is not responsible for labor costs to repair unit if labor is performed within the labor warranty period. The customer is responsible for all labor costs after one year.

Only KING and certified dealers may perform warranty evaluations and repairs. Depending upon the problem, KING may authorize a dealer to perform the necessary repairs. Any warranty labor outside of that performed at the factory is not covered unless 1) the product has been installed by an authorized dealer/installer or OEM manufacturer and 2) the dealer/installer receives prior authorization to perform the repair.

A certified dealer must not perform any repair without first contacting KING for a Service Order Number. KING will advise the dealer on how to proceed with any repairs.

Should any trouble develop during the warranty period, contact KING at (952) 922-6889. You must contact KING before the warranty period expires. The customer must supply proof of purchase (such as a dated sales receipt) when requesting warranty service. If the customer cannot supply proof of purchase, warranty period shall start 30 days after date of manufacture.

If it is determined that the unit needs to be returned to KING, customer must return COMPLETE product, freight prepaid, to:

KING, 11200 Hampshire Avenue South, Bloomington, MN 55438-2453.

If inspection shows the trouble is caused by defective workmanship or material, KING will repair (or at its option, replace) without charge.

When returning product, KING will supply an RMA number (Return Merchandise Authorization). This number must be clearly written on the box. Failure to clearly write RMA number on box may result in delays in processing claim. Along with product, customer should include in the box: his/her name, address, daytime phone number, proof of purchase and description of the problem.

This warranty does not cover installation and external wiring, or remanufactured units. This warranty does not cover damage caused by the use of an accessory other than a KING accessory designed for the product. This warranty is not transferable from the original owner.

KING cannot be held responsible for changes in the expanding and changing digital and analog communications market that cause the product to no longer operate correctly.

This warranty also does not apply where:

- The product has been abused, misused, improperly installed or improperly maintained.
- The product has been used with an accessory other than a KING accessory designed for the product.
- Repairs have been made or attempted by others that are not certified by KING to do such repairs.
- Repairs are required because of normal wear and tear.
- Alterations have been made to the product.
- The product or any associated component has been opened without authorization or disassembled to any degree.
- Damage has been caused by powerwashing.
- Circumstances beyond the control of KING cause the product to no longer operate correctly.
- Customer is not the original owner.

In no event shall KING be liable for any indirect, incidental, or consequential damages from the sale or use of the product. This disclaimer applies both during and after the term of the warranty.

KING disclaims liability for any implied warranties, including implied warranties of "merchantability" and "fitness for a specific purpose," after the term of this warranty.

This warranty gives you specific legal rights, and you may also have other rights, which vary from state to state. Some states do not allow the exclusion or limitation of incidental or consequential damages, so the above limitation or exclusion may not apply to you. Some states do not allow limitations on how long an implied warranty lasts, so the above limitation may not apply to you.



11200 Hampshire Avenue South, Bloomington, MN 55438
PH 952.922.6889 || FAX 952.922.8424 || kingconnect.com

© 2017 KING 22621 Rev B

KING is a registered trademark of Electronic Controlled Systems, Inc.
KING OmniPro is a trademark of Electronic Controlled Systems, Inc.