










ELEC	POS	OPTION 1				OPTION 2			OPTION 3	OPTION 4	* REQUIRES 4-FLAT WIRING		7-WAY HARDWIRE	PC	BRAKE CONTROL HARNESS	
		PC	T-ONE®	FN	IN	PC	OEM REP. HARN.	FN	IN	CIRCUIT PROTECTED HARDWIRE	GENERAL HARDWIRE	6-WAY ADAPTER			7-WAY ADAPTER	PC
MERCURY (Continued)																
B	SUV1,2	E10	118362	BN,HG	5				119178	119130	20320 20143	20321 20125 20144	20224			
B	SUV1,2								119178	119130	20320 20143	20321 20125 20144	20224			
MITSUBISHI																
B	PC1,2								119178	119130						
E,LD	PC3,4								119180	119147 & 118151						
B,E	SUV1,2	E12	118516		30				119180	119147 & 118151	20320 20143	20321 20125 20144	20224			
B,E	SUV1,2	E12	118516		30				119180	119147 & 118151	20320 20143	20321 20125 20144	20224			
B,E	SUV3	E12	118516	CH	30											
B	PC3,4	E14	118420	CG	15											
B	PC1,2								119178	119130						
B,E	PC3,4								119180	119147 & 118151						
B,E	PC3,4	E16	118538		45				119180	119147 & 118151						
B,E	PC1,2	E16	118538		45				119180	119147 & 118151						
B	PC1,2								119178	119130						
B	SUV1,2	E12	118380	BN,HG	20				119178	119130	20320 20143	20321 20125 20144	20224			
B	SUV1,2								119178	119130	20320 20143	20321 20125 20144	20224			
B,F	SUV3,4	E8	118306		25				119180	119147 & 118151						
B,F	SUV3,4	E18	118518	CH	45				119180	119147 & 118151	20320 20143	20321 20125 20144	20224			
B,F	SUV3,4	E18	118518	CH	45				119180	119147 & 118151	20320 20143	20321 20125 20144	20224			
B,LD	SUV1,2	E16	118538	CH	45											
A	PU1,2	E6	118323	BN,HJ	10	E3	118381	BN,RD	5	119180	20252	20320 20143	20321 20125 20144	20224		

A=2 wire system. No Converter required but a ModuLite® can be used.
 B=3 wire system. Requires Converter but a ModuLite® can be used.
 BN=Exterior mounted plug on some or all models. May require an aftermarket electrical mounting box or bracket. (Sold separately)
 CG=T-One incorporates circuit protected taillight converter.
 CH=T-One is equipped with circuit protected ModuLite® module.
 E=ModuLite® required.
 F=ModuLite® recommended.
 HG=T-One incorporates taillight converter.

HJ=Per Dodge owner's manual. If trailer is equipped with more than standard lighting (1 taillight per side) use of ModuLite® or dealer supplied harness is required.
 LD=Vehicle has LED taillamps.
 RD=For vehicles equipped with factory tow package may require additional components or may be used as a replacement harness.

CH1=Classic Hitch Class I 1-1/4"
 CH2=Classic Hitch Class II 1-1/4"
 CH3=Classic Hitch Class III 2"
 CL1=Class I 1-1/4"
 CL3=Class III 2"
 FH=Frame Hitch Class II 1-1/4"
 MF=Max Frame Class III/IV 2"
 PR=Professional Receiver Class III/IV 2"
 PS3=Pro Series Class III/IV 2"
 RT=Round Tube Class III/IV 2"
 RT2=Round Tube Class II 1-1/4"

T-ONE® CONNECTOR & OEM REPLACEMENT HARNESS APPLICATION NUMERICAL

Part No.	Years	Make/Model	PC	Install Time	Amp. Rating
118300 	04-07	Chrysler Town & Country	E7	20	7.5
	04-07	Dodge Caravan		20	
	04-07	Dodge Grand Caravan		20	
118301 	04-12	Chevrolet Colorado	E10	10	2.1,5
	04-12	GMC Canyon		10	
	06-08	Isuzu Pickup I-Series		10	
118302 	06-08	Acura TSX	E11	10	2.1,4.2
	03-07	Honda Accord		10	
118303 	04-08	Chrysler Pacifica	E17	25	2.1,5,6
118304 	04-10	Toyota Sienna Van	E10	20	2.1,5
118305 	03	Ford Windstar	E19	45	2.1,4.2
118306 	03-06	Mitsubishi Outlander	E8	25	2.1,5
118307 	03-06	KIA Sorento	E7	5	2.1,5
118308 	02-06	Toyota Camry	E10	5	2.1,5

Part No.	Years	Make/Model	PC	Install Time	Amp. Rating
118309 	02-05	KIA Sedona	E8	25	2.1,5
118311 	73-84	Chevrolet Blazer	E1	5	7.5
	73-84	Chevrolet Pickup, C/K Series		5	
	73-84	Chevrolet Suburban		5	
	73-84	GMC Jimmy		5	
	73-84	GMC Pickup, C/K Series		5	
	73-84	GMC Suburban		5	
118312 	85-91	Chevrolet Blazer	E3	5	7.5
	85-91	Chevrolet Pickup, C/K Series		5	
	85-97	Chevrolet S-10 Pickup		5	
	85-91	Chevrolet Suburban		5	
	85-91	GMC Jimmy		5	
	85-91	GMC Pickup, C/K Series		5	
	85-97	GMC S-15 & Sonoma Pickup		5	
	85-91	GMC Suburban		5	
	91-92	GMC Syclone		5	
	96-97	Isuzu Hombre		5	
118313 	80-86	Ford Bronco	E1	5	7.5
	80-86	Ford F-100, F-150, F-250, F-350		5	
	83-85	Ford Ranger Pickup		5	
118314 	86-92	Ford Ranger Pickup	E3	5	7.5
118315 	88-00	Chevrolet Pickup, C/K Series	E3	5	7.5
	88-00	GMC Pickup, C/K Series		5	
118316 	87-96	Ford F-100, F-150, F-250, F-350	E4	5	7.5
	97	Ford F-250 Heavy Duty		5	
	97	Ford F-350 Heavy Duty		5	