



Sharp NEC Display Solutions

NEC MultiSync® WD551

LCD 55" Windows Collaboration Display

SHARP / NEC

NEC MultiSync® WD551

LCD 55" Windows Collaboration Display

Connecting Teams!

For frictionless meeting experiences, with instant access whether in-room or remote, Sharp/NEC's Windows Collaboration Display is an all-in-one solution for modern meeting spaces. Supporting "Bring Your Own Meeting (BYOM)" scenarios, users simply connect their own device via an USB-C cable to immediately share content and start video meetings using already familiar Microsoft tools.

The bezel-free PCAP touch screen provides a superior writing experience supporting Windows Ink and palm rejection.

With integrated IoT sensors, the WD551 gathers information such as room occupancy, temperature, lighting and air quality data, which, supports smart building strategies.

Ideal for small meeting spaces encouraging spontaneous meetings, users perform to their full potential with the tools and environment optimised for productive creativity.



Benefits

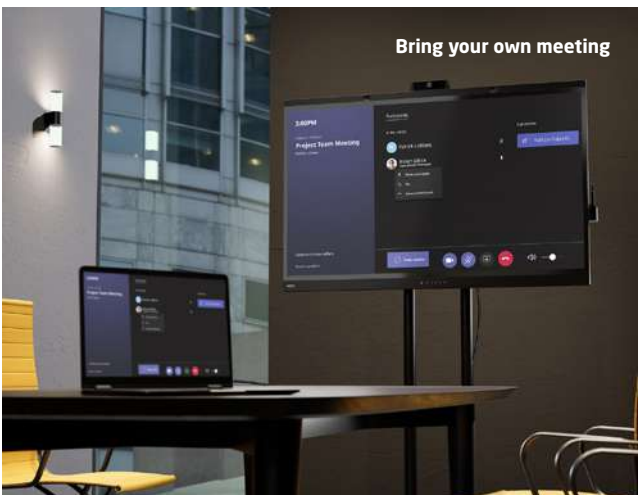
Bring your own meeting (BYOM) – a simple, unified solution for instant start-up meetings using any device.

Seamless, clutter-free connection – a single secure USB-C cable connects your device with the display to auto sync the builtin camera, speakers, mic, touch and pens. Your notebook will be charged while connected.

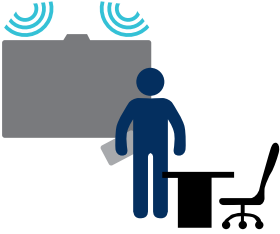
Certified for Microsoft Teams and more – a frictionless BYOM solution launches video meetings using your preferred conferencing platform.

Natural touch, easy clean – the easy to clean flush screen design reduces parallax for a superb writing experience supporting Windows Ink and palm rejection with two active pens included.

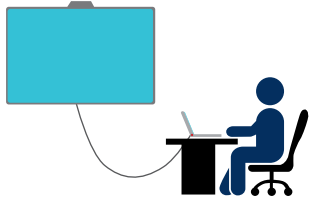
Smart space management – maximise usage of your meeting spaces. Microsoft Azure and NEC's cloud-based Room Management Service (RMS) draw data from in-built IoT sensors to manage analytics across your meeting spaces.



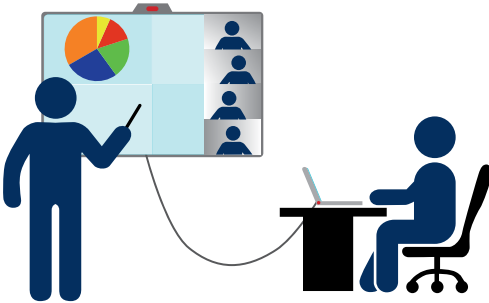
Select | Connect | Forget!



1. Presence sensor will detect the person entering the room and the display will turn on



2. Connect the USB-C cable to your notebook



3. Your content will be shown automatically on the display and you can start touching or writing on the display
4. If you start a video call, it will automatically use the cam/speaker/mic of the display



One single USB-C cable connects your device with the display to share content or start a video meeting. Your notebook will be charged while connected.

Specifications

55" PCAP multi-touch ink-enabled UHD display

- 400 cd/m² (typically)
- Optically bonded glass
- 2x active pen, supporting palm rejection

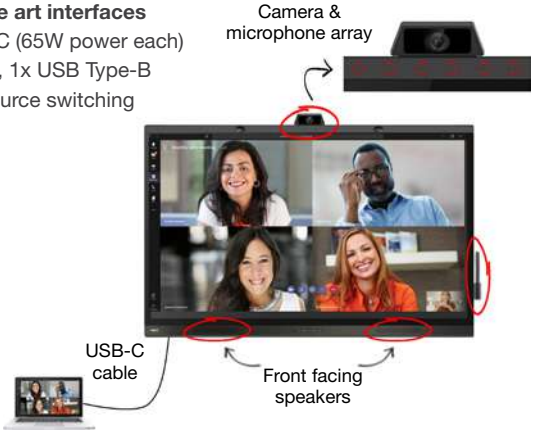
Microsoft Teams certified camera, mic & speaker

- 4K camera, 113 degree horizontal FOV, 120 degree diagonal FOV
- 6 array microphone, distance 8m, 180 degree
- Front facing speakers (2x 12W), subwoofer (15W)



State of the art interfaces

- 2x USB-C (65W power each)
- 1x HDMI, 1x USB Type-B
- Smart source switching

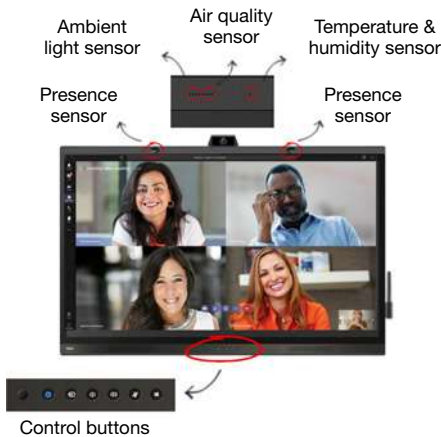


User friendly controls

- Physical front buttons for Windows, volume control, source select, mute microphones
- Touchable on screen display (OSD)

Built-in IoT sensors

- Presence sensor to automatically turn on the display
- Room sensors for occupancy, temperature, humidity, ambient light & air quality (VOC)



Shipping Content

- NEC MultiSync® WD551
- Wireless Remote Control + 2x AAA Batteries
- Power Cord
- 2x Active Pen
- Pen Charger
- Bracket for Pen Charger + 2x screw
- Cable Clamp
- USC Type-C Cable (1.8m)
- Setup Manual



NEC MultiSync® WD551 - Certification for “Small Rooms”

Microsoft Room Types

Phone Room	Focus Room	Small Room	Medium Room	Large Room	X-Large Room
2m x 2m	3m x 3m	3m x 4.5m or 4.5m x 4.5m	4.5m x 6m	4.5m x 8.5m	6m x 10m
1 pers.	2 - 4 pers.	4 - 6 pers.	6 - 12 pers.	12 - 16 pers.	> 16 pers.
Collaboration: Huddle Room 2.3m radius		Collaboration: Meeting Room 2.3m radius		Collaboration: Lounge 3.5m radius	

MS Teams Specification for Small and Huddle Room

		Camera	Microphone	Speaker
Small Room	3m x 4.5m or 4.5m x 4.5m	Min. distance: 1m Max. distance: 3.3m HFOV: ≥ 90 deg	Distance: 3.5m	Distance: 3.5m
Huddle Room	2.3m radius	Min. distance: 0.4m Max. distance: 2.3m HFOV: ≥ 120 deg	Distance: 2.3m	Distance: 2.3m

This document is provided “as is” without warranty of any kind whatsoever, either express or implied. Errors and omissions are excepted. Rounding differences may occur. Sharp NEC Display Solutions Europe GmbH may make changes, revisions or improvements in, or discontinue the supply of any product described or referenced in this document at any time without notice.

Documents name:	WD Series Pocket Guide
Documents revision:	Edition 1, 2021
Documents date:	6/21

For more information visit us at www.sharpedisplays.eu