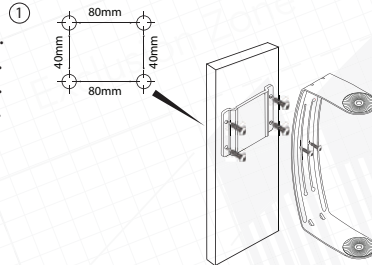


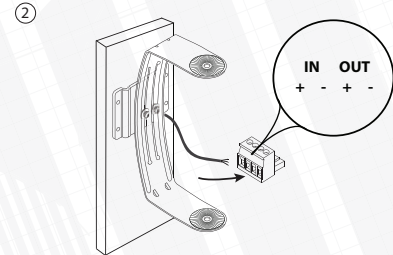
# VIVA 4 wall mount plastic loudspeakers

## Package contains:

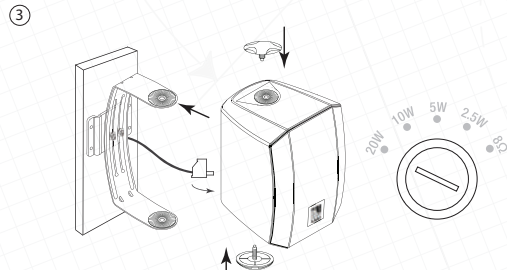
- Loudspeaker 1 pcs.
- Bracket 1 pcs.
- Bracket knobs 2 pcs.
- Euro block connector 1 pcs.



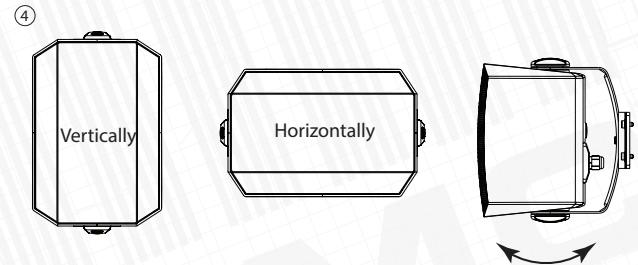
Drill holes according to the drawing.  
Distance between the mounting points - 80mm x 40mm.  
Fix the loudspeaker bracket on the wall with fasteners suitable for your wall type.



Connect audio cable to Euro block connector.



Place loudspeaker to the bracket and tighten by bracket knobs. Connect Euro block connector to socket. Set the desired loudspeaker power tap.



Mounting bracket could be installed horizontally or vertically.  
Loudspeaker's angle can be adjusted according vertical and horizontal axis.

**Please pay attention:** Mount the loudspeaker on the reliable base only.  
Rotate the logo horizontally or vertically depending on used the mounting position.