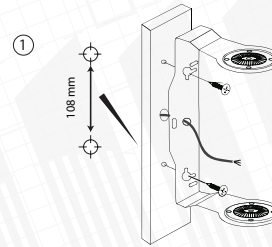


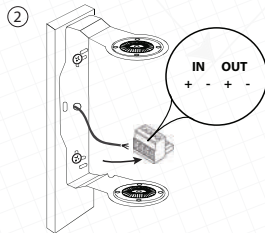
VIVA 8 wall mount plastic loudspeakers

Package contains:

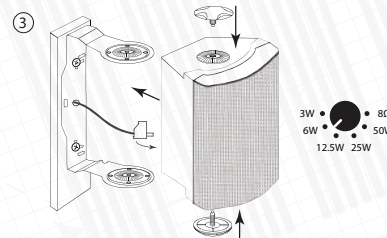
Loudspeaker	1 pcs.
Bracket	1 pcs.
Bracket knobs	2 pcs.
Phoenix connector	1 pcs.



Drill holes according the drawing.
Distance between the mounting points - 108 mm.
Mounting bracket could be installed horizontally or vertically.



Fix the loudspeaker bracket on the wall with fasteners suitable for your wall type.
Connect audio cable to Phoenix connector.



Place loudspeaker to the bracket and tighten by bracket knobs.
Connect Phoenix connector to socket. Set the desired loudspeaker power tap.

Please pay attention: Mount the loudspeaker on the reliable base only.
Rotate the logo horizontally or vertically depending on used the mounting position.