

sonic **B**TM

Quick Start + Instruction Guide

Heroic

Item: SBGH2

B•heroic **style**

Welcome

Thank you for choosing this sonicB product. We are driven by a common pursuit of quality and excellence in daring design and bold products. But most importantly, we're inspired by YOU.

**That's why we commit to encouraging you
to B – who, what, or where you choose.**

always • b • you

Universal Gaming Headset

wired connection & illuminated mic & earcups

1 Welcome

1.1 What's In The Box

2 Your Gaming Headset

2.1 Getting To Know Your Headset

3 All Features & Contents

4 Quick Start Guide

4.1 USB light information

4.2 Setup for Xbox One™

4.3 Setup for PS4™

4.4 Setup for Nintendo Switch™

including MOBILE / TABLET / PC / MAC

4.5 Setup for PC - (Splitter Cable Needed)

5 Specifications

6 Troubleshooting & Customer Support

7 Care & Maintenance

8 Warranty & Legal

1 Welcome

1.1 What's In The Box

Guide Booklet



3.5mm + USB Plug for Mic / Audio / Lighting



2 in 1 Splitter Cable for PC · LAPTOPS · MAC® · WINDOWS®



Headset



2 Your Universal Gaming Headset

2.1 Getting To Know Your Headset

A Head Cushion

Soft cushion for the headphones to rest on top of your head

B Ear Cushions

Soft ear cushions for long gaming sessions

C Earcup LEDs

This area will light up if the USB plug is plugged into a power source

D Mic Tip LEDs

This area will light up same as the earcup LEDs

E 120° Mic Arm

flips up & down

E Boom Microphone

smooth & crisp voice with reduced background noise



3 All Features & Contents



ADJUSTABLE MICROPHONE

swipe your mic up and down 120 degrees



CLEAR VOICE + NOISE REDUCTION

smooth & crisp voice with reduced background noise



PRO-LIGHT ILLUMINATION

illuminated LED ear cups and microphone tip



ENHANCED AUDIO

with volume control & clear speech tech



PRO-TESTED SWEAT PROOF

for extended long gaming periods



ON-EAR COMFORT:

soft cushions for longer usage

3.5MM JACK PLUG-IN & PLAY WORKS WITH:



MOBILE



TABLETS



COMPUTERS



CONSOLES

PS4™ (all models)

Xbox One™ (all models)

Nintendo Switch™



EXPLORE MORE

visit us at:
sonicbaudio.com

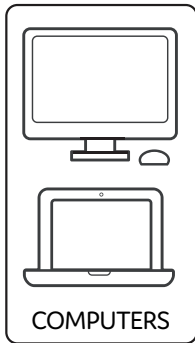
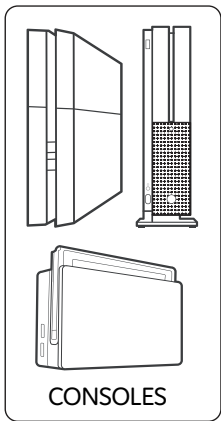
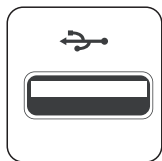
CONTENTS:

- Universal Gaming Headset
- 2 IN 1 Splitter Cable
- Quick Start & Instruction Guide

4 Quick Start Guide

4.1 USB light information

For the LEDs on the earcups to illuminate the USB plug will need to be connected to a free USB port. These USB ports can be found on a gaming CONSOLE or a COMPUTER



4 Quick Start Guide

4.2 Setup for Xbox One™

- 1 Press the Xbox button on your controller
- 2 Go to System
- 3 Select Audio
- 4 Set Headset volume to maximum and Mic monitoring to minimum.

Note: Make sure that Headset mic is turned to On.



*stereo headset adapter not included

4 Quick Start Guide

4.3 Setup for PS4™

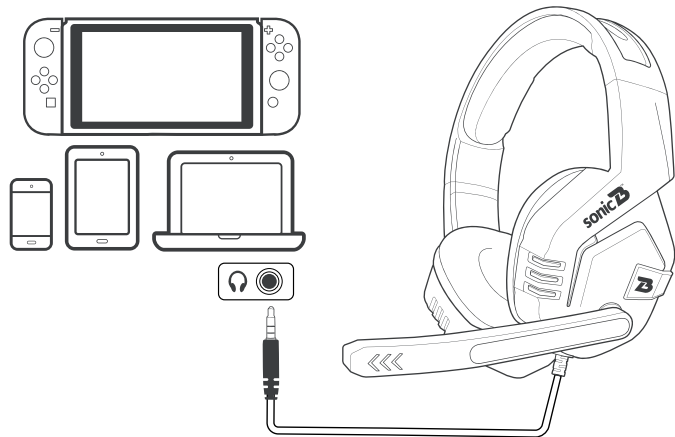
- 1 Go to settings >> Devices >> Audio Devices
- 2 Set Input & Output Device to Headset Connect to Controller
- 3 Set Output to Headphones to All Audio
- 4 Set Volume Control level to maximum



4 Quick Start Guide

4.4 Setup for Nintendo Switch™ including MOBILE / TABLET / PC / MAC - (NO SPLITTER NEEDED)

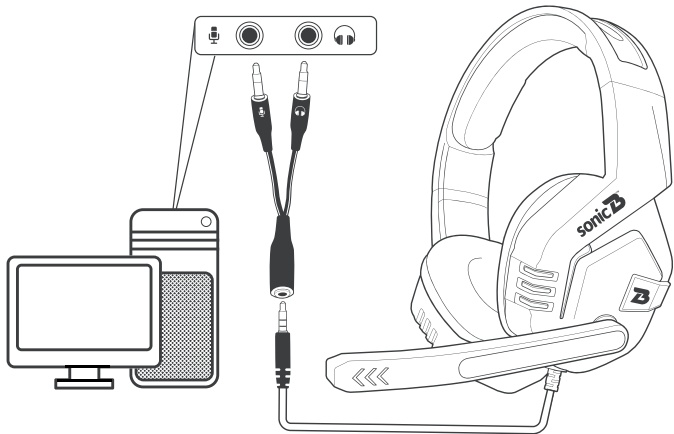
- 1 Simply connect the 3.5mm jack into the headset jack on your device.



4 Quick Start Guide

4.5 Setup for PC - (Splitter Cable Needed)

- 1 Plug your headset's 3.5mm jack to your 2 in 1 splitter
- 2 Connect the microphone jack from the splitter into the microphone jack located on your computer
- 3 Connect the audio jack from the splitter into the audio jack located on your computer



5 Specifications

Specifications:	
FREQUENCY RESPONSE	20Hz - 20kHz
DRIVER UNIT	40 mm
IMPEDANCE	32 Ω \pm 15%
SENSITIVITY	112dB \pm 3db
MICROPHONE	4*1.5mm
MIC SENSITIVITY	-38 \pm 3dB
MIC IMPEDANCE	2.2k Ω
DIRECTIONALITY	omni-directional
CABLE LENGTH	2.2M - 7.2FT
LED WORKING VOLTAGE	DC5V \pm 5%
WORKING CURRENT	\leq 100mA
HEADSET JACK	USB + 3.5mm

6 Troubleshooting & Customer Support

Troubleshooting:	
NO LIGHTS	Make sure the USB cable is plugged into a power source either on your computer or console.
THE VOLUME ON THE HEADSET IS LOW	Make sure your the volume on your device or console is turned all the way up. You may need to go into your console's or device's settings to make this change.
MICROPHONE FEEDBACK NO AUDIO OR MUFFLED AUDIO	Unplug your headset and if it is connected to a controller turn the controller OFF & ON then reconnect your headset

Customer Support Info:

Any issues or problems please reach us at:
support@sonicbaudio.com

7 Care & Maintenance

- DO NOT expose the unit to liquid, moisture, or humidity to avoid damage to the product's internal circuitry.
 - DO NOT use abrasive cleaning solvents to clean the unit.
 - DO NOT expose the unit to extremely high or low temperatures as this will shorten the life of the electronic device, and/or distort certain plastic parts.
 - DO NOT dispose of the unit in fire as they may explode or combust.
 - DO NOT expose the unit to and/or use sharp objects on the headset as this will cause scratches and damage.
 - DO NOT attempt to disassemble the unit.
- In the event that the unit does not function properly, return it to the store where it was purchased.

8 Warranty & Legal

The condition of this warranty and our responsibilities under this warranty are as follows:
Supplier's warranty is non-transferable. This warranty is limited to the original purchaser only.

- You must be able to prove the date of original purchase of the unit with a dated receipt.
- The warranty is not applicable if the product has been subject to physical abuse, improper installation, modification or repair by unauthorized third party.
- The responsibility of supplier's products shall be limited to the repair or replacement of the product as its sole discretion.
- Specifically exempt from any warranty are limited-life consumable components subject to normal wear and tear such as batteries, decorates and other accessories.
- A supplier will not take any responsibility if the failure of the unit has resulted from accident, abuse, misuse, or any unauthorized repair, modification or disassemble.
- Modification and repair of the unit should be done by authorized and qualified service personnel, Center or returned to the manufacturer.
- This warranty give you specific legal rights, and you may also have other rights which vary under local laws.

Guidelines for protection of the environment



This appliance should not be put into the domestic garbage at the end of its useful life, but must be disposed of at a central point for recycling of electric and electronic domestic appliances.



This symbol on appliance, instruction manual and packaging puts your attention to this important issue. The materials used in this appliance can be recycled. By recycling used domestic appliances you contribute an important push to the protection of our environment. Ask your local authorities for information regarding the point of recollection.



8 Warranty & Legal

Microsoft, Xbox, Xbox One, and Windows are trademarks of the Microsoft group of companies.

PlayStation & PS4 are registered trademarks or trademark of Sony Interactive Entertainment Inc.

Nintendo Switch™ is a trademark of Nintendo.

Mac is a trademark of Apple Inc., registered in the U.S. and other countries.

Android is a trademark of Google LLC.

All other trademarks are the property of their respective owners.

Notes:

Notes:



SonicB™ is registered in Europe as a trademark
of iHip Europe Ltd.

Manufactured & Distributed by:
iHip Europe Ltd., Chartwell House,
292-294 Hale Lane, London, UK, HA8 8NP

MADE IN CHINA

