

**sonic** **B**<sup>TM</sup>

---

Quick Start + Instruction Guide

Item: SBE6

**B**•regal style

## Welcome

Thank you for choosing this sonicB product. We are driven by a common pursuit of quality and excellence in daring design and bold products. But most importantly, we're inspired by YOU.

---

**That's why we commit to encouraging you  
to B – who, what, or where you choose.**

**B you.**

Metal Noise Isolating  
**Audio Earphones**  
with volume control mic

- 1 Welcome**
  - 1.1 What's In The Box

---
- 2 Your Metal Noise Isolating Earphones**
  - 2.1 Getting To Know Your Earphones

---
- 3 All Features & Contents**

---
- 4 Quick Start Guide**
  - 4.1 Setup for devices with a 3.5mm jack input MOBILE / TABLET / PC / MAC / HANDHELD GAMING

---
- 5 Specifications**

---
- 6 Troubleshooting & Customer Support**

---
- 7 Care & Maintenance**

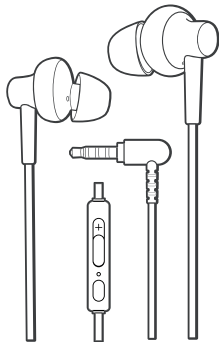
---
- 8 Warranty & Legal**

- 1 Welcome**
  - 1.1 What's In The Box

#### Guide Booklet



#### Earphones



#### Ear Tips



## 2 Your Metal Noise Isolating Earphones

### 2.1 Getting To Know Your Earphones

#### **A** Noise Isolating Pieces

Comfortably sits in your inner ear for a tighter noise reduction fit

#### **B** Ear Tips

3 soft silicone sized ear tips for you to choose from.

#### **C** Metal Body

full metal body for extra durability

#### **D** Optical Cord

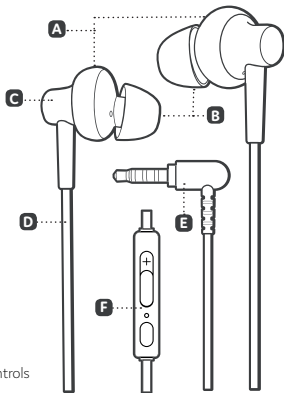
durable less tangle cord

#### **E** 90° Jack

more compact + secure with less strain on the wire

#### **F** Mic Control Panel

This is the main area that controls both microphone functions, volume, and tracks



NOISE ISOLATING EARPHONES - B - REGAL

## 2 Your Metal Noise Isolating Earphones

### 2.2 Controller Features

#### **A** Volume Control Slider

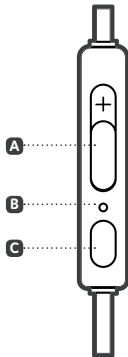
- Slide up to increase the volume
- Slide down to decrease the volume

#### **B** Microphone

this is where the microphone is located

#### **C** Multi-Function Button

- Incoming call :
  - Press once to answer calls
  - Press and hold to reject calls
- Smartphone assistant:
  - Press and hold button for 1 second until your devices smartphone assistant is promptedWorks with: Google Assistant™ · Siri® + MORE depending on your device
- Music application:
  - Press once to pause & play music
  - Press 2 times to skip to next song
  - Press 3 times to previous song



NOISE ISOLATING EARPHONES - B - REGAL

### 3 All Features & Contents



**SMART ASSISTANT ENABLED:**  
works with Google Assistant™  
Siri® + MORE depending on your device



**ENHANCED AUDIO**  
upgraded acoustics



**SWEAT RESISTANT:**  
for long wearing periods



**IN-LINE MIC:**  
hands-free talking



**OPTICAL ROUND CORD**  
for extra durability and style



**IN-EAR COMFORT:**  
with comfort-fit for  
long listening



**WIRED 90° JACK**  
3.5mm jack for secure +  
compact connection



**METAL BODY:**  
aluminum alloy  
extremely durable

**3.5MM JACK PLUG-IN & PLAY**  
WORKS WITH:



MOBILE



TABLETS



COMPUTERS



HANDHELDS



**EXPLORE MORE**  
visit us at:  
[sonicbaudio.com](http://sonicbaudio.com)

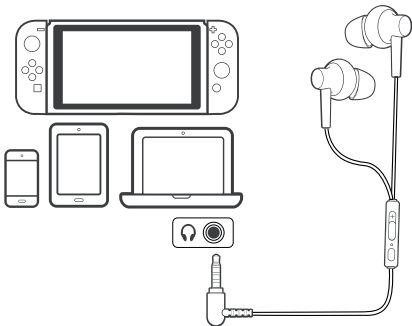
#### **CONTENTS:**

- Metal Noise Isolating Earphones
- Extra Ear Tips

### 4 Quick Start Guide

4.1 Setup for devices with a 3.5mm jack input  
MOBILE / TABLET / PC / MAC / HANDHELD GAMING

- 1 Simply connect the 3.5mm jack into the headset jack on your device.



## 5 Specifications

Specifications:	
FREQUENCY RESPONSE	20Hz - 20kHz
DRIVER UNIT	10mm
CORD LENGTH	1.2m
SENSITIVITY	110dB
PLUG-TYPE	90° 3.5mm
IMPEDANCE	32 ohm

## 6 Troubleshooting & Customer Support

Troubleshooting:	
<b>MULTIFUNCTION BUTTON IS NOT WORKING</b>	Unplug and plug back in your earphones - make sure you are in an application - such as a music app or phone.
<b>THE VOLUME ON MY EARPHONES IS LOW</b>	Make sure your the volume on your device or console is turned all the way up. Make sure the volume control slider is pushed up
<b>MICROPHONE FEEDBACK NO AUDIO OR MUFFLED AUDIO</b>	Unplug your earphones reconnect your earphones make sure the jack is pushed all the way in to the AUX port on your device

### Customer Support Info:

Any issues or problems please reach us at:  
[support@sonicbaudio.com](mailto:support@sonicbaudio.com)

## 7 Care & Maintenance

- DO NOT expose the unit to liquid, moisture, or humidity to avoid damage to the product's internal circuitry.
  - DO NOT use abrasive cleaning solvents to clean the unit.
  - DO NOT expose the unit to extremely high or low temperatures as this will shorten the life of the electronic device, and/or distort certain plastic parts.
  - DO NOT dispose of the unit in fire as they may explode or combust.
  - DO NOT expose the unit to and/or use sharp objects on the headset as this will cause scratches and damage.
  - DO NOT attempt to disassemble the unit.
- In the event that the unit does not function properly, return it to the store where it was purchased.

## 8 Warranty & Legal

The condition of this warranty and our responsibilities under this warranty are as follows: Supplier's warranty is non-transferable. This warranty is limited to the original purchaser only.

- You must be able to prove the date of original purchase of the unit with a dated receipt.
- The warranty is not applicable if the product has been subject to physical abuse, improper installation, modification or repair by unauthorized third party.
- The responsibility of supplier's products shall be limited to the repair or replacement of the product as its sole discretion.
- Specifically exempt from any warranty are limited-life consumable components subject to normal wear and tear such as batteries, decorates and other accessories.
- A supplier will not take any responsibility if the failure of the unit has resulted from accident, abuse, misuse, or any unauthorized repair, modification or disassemble.
- Modification and repair of the unit should be done by authorized and qualified service personnel, Center or returned to the manufacturer.
- This warranty give you specific legal rights, and you may also have other rights which vary under local laws.

Guidelines for protection of the environment



This appliance should not be put into the domestic garbage at the end of its useful life, but must be disposed of at a central point for recycling of electric and electronic domestic appliances.



This symbol on appliance, instruction manual and packaging puts your attention to this important issue. The materials used in this appliance can be recycled. By recycling used domestic appliances you contribute an important push to the protection of our environment. Ask your local authorities for information regarding the point of recollection.





SonicB™ is registered in Europe as a trademark  
of iHip Europe Ltd.

Manufactured & Distributed by:  
iHip Europe Ltd., Chartwell House,  
292-294 Hale Lane, London, UK, HA8 8NP



MADE IN CHINA