

**sonic** **B**<sup>TM</sup>

---

Quick Start + Instruction Guide

Item: SBCHD1

**B** • wonderful style

## Welcome

Thank you for choosing this sonicB product. We are driven by a common pursuit of quality and excellence in daring design and bold products. But most importantly, we're inspired by YOU.

---

**That's why we commit to encouraging you  
to B – who, what, or where you choose.**

**B you.**

HI-RES  
STEREO

**MULTI-DEVICE  
UNIVERSAL HEADSET**

# 1 Welcome

## 1.1 What's In The Box

---

# 2 Your Universal Headset

## 2.1 Getting To Know Your Headset

---

# 3 All Features & Contents

---

# 4 Quick Start Guide

## 4.1 Setup for PC - (If Splitter Cable is Needed)

## 4.2 Setup for MOBILE / TABLET / PC / MAC including Nintendo Switch™

## 4.3 Setup for Xbox One™

## 4.4 Setup for PS4™

# 5 Specifications

---

# 6 Troubleshooting & Customer Support

---

# 7 Care & Maintenance

---

# 8 Warranty & Legal

# 1 Welcome

## 1.1 What's In The Box

### Guide Booklet

---



### 3.5mm JACK for Mic / Audio

---



### 2 in 1 Splitter Cable for PC · LAPTOPS · MAC® · WINDOWS®

---



### Headset

---



## 2 Your Universal Headset

### 2.1 Getting To Know Your Headset

#### A Head Cushion

Soft cushion for the headphones to rest on top of your head

#### B Increase Size

Extends up and down of your choosing

#### C Ear Cushions

Soft ear cushions for extended use

#### D Boom Microphone

smooth & crisp voice with reduced background noise

#### D 120° Mic Arm

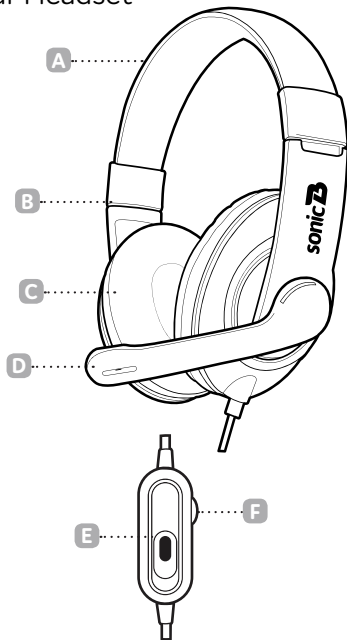
Rotates up & down 120°

#### E Mute Switch

Flip to turn ON or OFF

#### F Volume Control

Turn the dial up or down to increase or decrease sound



## 3 All Features & Contents



#### ROTATABLE MICROPHONE

swipe your mic up & down 120 degrees



#### BUILT-IN MICROPHONE

with volume control & mute switch



#### COMFORT + ISOLATION:

soft cushions with noise reduction



#### ENHANCED AUDIO

for in-depth crisp & clear sound



#### PRO-TESTED SWEAT PROOF

tested for extended-home & office use

### 3.5MM JACK PLUG-IN & PLAY

WORKS WITH:



MOBILE



TABLETS



COMPUTERS



CONSOLES

PS4™ (all models)

Xbox One™ (all models)

Nintendo Switch™ (all models)



#### EXPLORE MORE

visit us at:  
[sonicbaudio.com](http://sonicbaudio.com)

#### CONTENTS:

- Universal Headset
- 2 IN 1 Splitter Cable
- Quick Start & Instruction Guide

## 4 Quick Start Guide

### 4.1 Setup for MOBILE / TABLET / PC / MAC

(NO SPLITTER NEEDED) including Nintendo Switch™

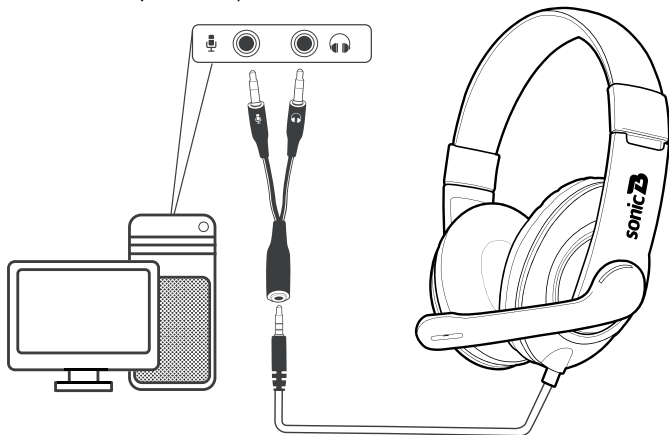
- 1 Simply connect the 3.5mm jack into the headset jack on your device.



## 4 Quick Start Guide

### 4.2 Setup for PC - (If Splitter Cable is Needed)

- 1 Plug your headset's 3.5mm jack to your 2 in 1 splitter
- 2 Connect the microphone jack from the splitter into the microphone jack located on your computer
- 3 Connect the audio jack from the splitter into the audio jack located on your computer

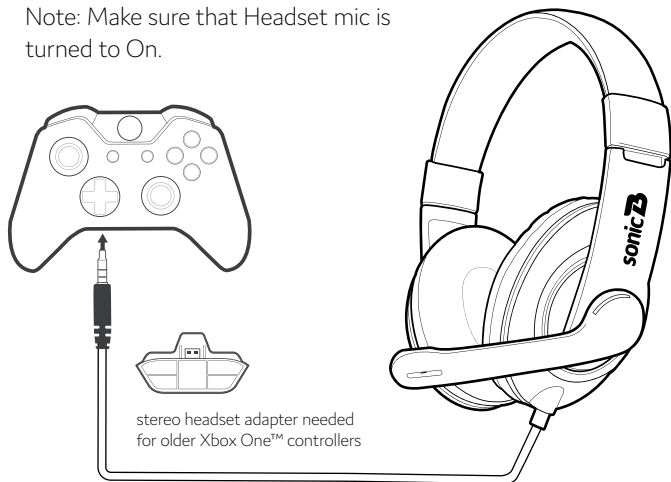


## 4 Quick Start Guide

### 4.3 Setup for Xbox One™

- 1 Press the Xbox button on your controller
- 2 Go to System
- 3 Select Audio
- 4 Set Headset volume to maximum and Mic monitoring to minimum.

Note: Make sure that Headset mic is turned to On.



\*stereo headset adapter not included

## 4 Quick Start Guide

### 4.4 Setup for PS4™

- 1 Go to settings >> Devices >> Audio Devices
- 2 Set Input & Output Device to Headset Connect to Controller
- 3 Set Output to Headphones to All Audio
- 4 Set Volume Control level to maximum



## 5 Specifications

Specifications:	
<b>HEADSET</b>	
<b>FREQUENCY RESPONSE</b>	20Hz - 20,000Hz
<b>DRIVER UNIT</b>	40 mm
<b>IMPEDANCE</b>	32 $\Omega$ $\pm$ 15%
<b>SENSITIVITY</b>	110dB $\pm$ 2db
<b>HEADSET JACK</b>	3.5mm
<b>MICROPHONE</b>	
<b>FREQUENCY RESPONSE</b>	50Hz - 1600Hz
<b>SENSITIVITY</b>	-42 $\pm$ 2dB
<b>IMPEDANCE</b>	2.2k $\Omega$
<b>CABLE LENGTH</b>	1.8M - 2FT

## 6 Troubleshooting & Customer Support

Troubleshooting:	
<b>NO ONE CAN HEAR ME</b>	Make sure the mute button located on the volume / mute controller is turned OFF
<b>THE VOLUME ON THE HEADSET IS LOW</b>	Make sure your the volume on your device or console is turned all the way up. You may need to go into your console's or device's settings to make this change.
<b>MICROPHONE FEEDBACK NO AUDIO OR MUFFLED AUDIO</b>	Unplug your headset and if it is connected to a controller turn the controller OFF & ON then reconnect your headset

### Customer Support Info:

Any issues or problems please reach us at:  
[support@sonicbaudio.com](mailto:support@sonicbaudio.com)

## 7 Care & Maintenance

- DO NOT expose the unit to liquid, moisture, or humidity to avoid damage to the product's internal circuitry.
  - DO NOT use abrasive cleaning solvents to clean the unit.
  - DO NOT expose the unit to extremely high or low temperatures as this will shorten the life of the electronic device, and/or distort certain plastic parts.
  - DO NOT dispose of the unit in fire as they may explode or combust.
  - DO NOT expose the unit to and/or use sharp objects on the headset as this will cause scratches and damage.
  - DO NOT attempt to disassemble the unit.
- In the event that the unit does not function properly, return it to the store where it was purchased.

## 8 Warranty & Legal

The condition of this warranty and our responsibilities under this warranty are as follows: Supplier's warranty is non-transferable. This warranty is limited to the original purchaser only.

- You must be able to prove the date of original purchase of the unit with a dated receipt.
- The warranty is not applicable if the product has been subject to physical abuse, improper installation, modification or repair by unauthorized third party.
- The responsibility of supplier's products shall be limited to the repair or replacement of the product as its sole discretion.
- Specifically exempt from any warranty are limited-life consumable components subject to normal wear and tear such as batteries, decorates and other accessories.
- A supplier will not take any responsibility if the failure of the unit has resulted from accident, abuse, misuse, or any unauthorized repair, modification or disassemble.
- Modification and repair of the unit should be done by authorized and qualified service personnel, Center or returned to the manufacturer.
- This warranty give you specific legal rights, and you may also have other rights which vary under local laws.

Guidelines for protection of the environment



This appliance should not be put into the domestic garbage at the end of its useful life, but must be disposed of at a central point for recycling of electric and electronic domestic appliances.



This symbol on appliance, instruction manual and packaging puts your attention to this important issue. The materials used in this appliance can be recycled. By recycling used domestic appliances you contribute an important push to the protection of our environment. Ask your local authorities for information regarding the point of recollection.





## 8 Warranty & Legal

The information contained herein is subject to change without notice.

Microsoft, Xbox, Xbox One, and Windows are trademarks of the Microsoft group of companies of Microsoft Corporation in the United States and/or other countries.

Mac® is a trademark of Apple Inc., registered in the U.S. and other countries.

Chrome OS™ is a trademark of Google LLC.

PlayStation & PS4 are registered trademarks or trademark of Sony Interactive Entertainment Inc.

Nintendo Switch™ is a trademark of Nintendo.

Android is a trademark of Google LLC.

All other trademarks are the property of their respective owners.

Notes:

---



SonicB™ is registered in Europe as a trademark  
of iHip Europe Ltd.

Manufactured & Distributed by:  
iHip Europe Ltd., Chartwell House,  
292-294 Hale Lane, London, UK, HA8 8NP

MADE IN CHINA

